



Contract Number

25-431

SAP Number

## Sheriff/Coroner/Public Administrator

<b>Department Contract Representative</b>	Carolina Mendoza, Chief Deputy Director of Sheriff's Administration
<b>Telephone Number</b>	(909) 387-0640
<b>Contractor</b>	Motorcoach Industries
<b>Contractor Representative</b>	
<b>Telephone Number</b>	
<b>Contract Term</b>	Quote
<b>Original Contract Amount</b>	\$1,078,668
<b>Amendment Amount</b>	
<b>Total Contract Amount</b>	\$1,078,668
<b>Cost Center</b>	
<b>Grant Number (if applicable)</b>	

### Briefly describe the general nature of the contract:

Approve Quote, including a non-standard term, from Motor Coach Industries for one D4020 Inmate Security Transportation Vehicle, in an amount of \$1,078,668.

#### FOR COUNTY USE ONLY

Approved as to Legal Form

►

Miles Kowalski, Deputy County Counsel

Date 6/6/2025

Reviewed for Contract Compliance

►

Date

Reviewed/Approved by Department

►

Carolina Mendoza, Chief Deputy Director of  
Sheriff's Administration

Date 6/6/2025



**San Bernardino County  
Sheriff**



# **SAN BERNARDINO COUNTY SHERIFF'S DEPARTMENT**

Option for One (1) D4020ISTV Coaches

## **Proposal Table of Contents**

**Tab 1, Letter of Transmittal**

**Tab 2, Coach Technical Summary**



## SAN BERNARDINO COUNTY SHERIFF'S DEPARTMENT

Option for One (1) D4020ISTV Coaches

### Tab 1, Letter of Transmittal

#### Solicitation Requirements:

N/A

#### MCI Response:

Please see attached our [Letter of Transmittal](#) to San Bernardino County Sheriff's Department

Please indicate your acceptance by providing a Purchase Order to MCI, attention:

Adrian Graca, Business Segment Director  
Municipal Transit Fleets  
204.470.5521  
Adrian\_Graca@newflyer.com





April 25, 2025

San Bernardino County  
Sheriff/Coroner/Public Administrator  
Attn: Dayna LaFond – Administrative Supervisor  
655 East Third Street – Bureau of Administration, Contracts & Procurement  
San Bernardino, CA 92415

Subject: Optional Price Quotation for One (1) 2025 MCI D4020 ISTV

Dear Dayna,

This letter is per above subject for one (1) 2025 MCI D4020 ISTV that San Bernardino County Sheriff has requested as an optional quote to include a lavatory. MCI will supply the one (1) coach at a price of \$812,544 per coach. This quote is Valid for 90 days from the date of this quote. Breakdown of coach and taxes is as follows:

Price of D4020ISTV	\$812,544.00
CA Tax 7.75% (San Bernardino County)	\$ 62,972.16
CA Tire Tax (1.75*9 tires)	\$ 15.75
Total price of coach	\$875,531.91

New Flyer's proposed price does not include any additional costs, duties, or price adjustments resulting from regulatory changes, changes or law, or future or recently imposed tariffs as the cost impact is not available. New Flyer's proposed price is based on USMCA agreements that were in place as of January 20th, 2025. Potential changes to tariffs have been an evolving situation with the full cost impact not yet visible. Should tariffs or regulatory changes affect the cost of materials, production, or services, or result in a change by San Bernardino County Sheriff in the number of units to be procured, New Flyer reserves the right to adjust pricing accordingly.

New Flyer will provide an estimate of the expected value of the tariffs to enable San Bernardino County Sheriff to budget and obtain necessary approvals for these expected costs at the following milestones.

These estimates are based on estimated material content with the highest publicly stated tariffs to date without duty drawbacks or exemptions:

- At the Pre-Production Meeting
- 30 days after all Code 1 MRL items are closed and the Bill of Material is frozen

The Price Change reflective of actual Tariff costs, will be calculated at the time of line entry and will be provided with auditable backup to San Bernardino County Sheriff. The amount will be calculated through New Flyer's SRCR (Sales Release Change Request) process and passed through at cost. It will be clearly identified as a Tariff Surcharge on the price change.

The payment terms for Tariffs are net 15 days from the time the price change, including auditable backup, and invoice are presented to San Bernardino County Sheriff.



The federal government requires that the importer on record pay for Tariffs 2 weeks from the date they are incurred and provide a bond for tariff payments. New Flyer has provided a bond to the Federal Government for Tariff Payments; therefore, the Tariff payment at line entry is not considered an Advanced Payment, and no additional security is required.

New Flyer is taking an active advocacy role to educate stakeholders on the impact of tariffs on our industry and the economic impact to Transit Agencies. Unforeseen economic factors and changes in laws and regulations create disruption and added costs. We encourage San Bernardino County Sheriff to reach out to your government offices to share the impact of Tariffs on your organization and participate in advocacy outreach where and how you deem appropriate.

**Tariff Payment Terms:**

- Net 15 days after Line Entry and when Tariff Price Change, auditable backup, and Invoice are submitted.

The coach would be delivered approximately 360 days ARO. MCI and San Bernardino Sheriff would also need to have a pre-production meeting to discuss the specification and new items that would come with this new model coach.

**Payment Terms:** Following the terms and conditions of MCI's contract payment terms:

- Payment terms are 75% to be due Net 45 days from time of engine installation
- 25% to be due Net 45 days from time of delivery of the coach

MCI looks forward to supplying your equipment needs. If you have any questions, please contact Mark Fisher at 909-560-1541 or [mark\\_fisher@newflyer.com](mailto:mark_fisher@newflyer.com).

Sincerely,

*Mike Harpin*

Michael Harpin (He/Him)  
Bid Coordinator  
(Municipal) New Flyer/ MCI

**CC:**

Adrian Graca (New Flyer)  
Mark Fisher (New Flyer)  
Kevin Side (New Flyer)

## SAN BERNARDINO COUNTY SHERIFF'S DEPARTMENT

Option for One (1) D4020ISTV Coaches

### Tab 2, Coach Technical Summary

#### Solicitation Requirements:

N/A

#### MCI Response:

Please see attached MCI's [Customer Specifications](#).

This information includes all Standard and supported changes that are required to go from the base coach to the proposed configuration, as requested.



**Exhibit B**

County of San Bernardino

Date: 4/25/2025Spec #: C-18236

Customer Order #

Quantity: 1

Customer #

**MCI D4020 ISTV (MY2025)**

Feature/Option #	Feature/Option Title	Qty
<b><u>Standard Features</u></b>		
Standard	Semi-monocoque low-corrosion stainless steel frame	1
Standard	Composite exterior body panels	1
Standard	Plug style front entrance door	1
Standard	Energy absorbing front and rear bumpers	1
Standard	5" high x 52" wide x 1/2" thick acrylic passenger sash	1
Standard	Cummins X12 @ 410 hp 1,450 lb-ft torque	1
Standard	Allison B500 transmission	1
Standard	Bendix ADB22X disc brakes	1
Standard	Unitized Wheel End (UWE) bearings on all axles	1
Standard	ZF independent front and tag axle suspension system with premium Sachs shocks and wide stance drive axle 1 suspension system	1
Standard	MCI Dynamic Suspension System (MDSS), includes full high/low rise and kneeling features	1
Standard	Variable assistance power steering	1
Standard	Steerable tag axle (passive)	1
Standard	Tag unload feature (electric)	1
Standard	Maintenance air supply located at the front and rear of coach	1
Standard	Doga electric windshield wipers	1
Standard	200 gallon fuel tank	1
Standard	15 gallon (DEF) tank	1
Standard	Bitzer A/C compressor	1
Standard	R134a refrigerant	1
Standard	Brushless evaporator and condenser motors	1
Standard	Hub mounted steel wheels	1
Standard	Firestone FS400 315/80 R22.5 tires	1
Standard	Electronic manuals (Thumb Drive)	1
Standard	Automatic Traction Control system (ATC)	1
Standard	SmarTire Tire Pressure Monitoring system	1
Standard	Electronic Stability Control system (ESC)	1
Standard	Amerex Fire Suppression System	1
Standard	6-channel Antilock Braking System (ABS)	1
Standard	Digital Wheel End Sensing system (DWES)	1
Standard	Parker-Vansco multiplexing system	1
Standard	Parker-Vansco multi-function instrument panel	1
Standard	12V power supplies in driver's area	1
Standard	LED interior lighting	1
Standard	Exterior LED lighting - includes headlights, turning indicator, marker/clearance, brake, reverse and daytime 1 running lights (DRL)	1
Standard	LED baggage bay and engine service lights	1
Standard	Swing-out cooling package with E-Fan system	1

Customer Initials: \_\_\_\_\_ Date: \_\_\_\_\_

Spec #: C-18236

Printed by Michael Harpin on:  
4/25/2025





Standard	Dual Delco 55SI 250 Amp brushless alternators	1
Standard	Progressive engine brakes (2/4/6 cylinder)	1
Standard	Smart Back-up alarm	1

**Coach Dimensions**

Overall length:	40.1 ft / 12.23 m
Wheelbase:	315 in. / 8.00 m
Overall width:	102 in. / 2.59 m
Height to roof hatches:	138.6 in. / 3.52 m
Front overhang:	79.12 in / 2.0 m
Rear overhang:	106.7 in / 2.71 m
Turning radius:	33.7 ft / 10.3 m
GVWR:	54,000 lb / 24,494 kg
Front GAWR:	17,000 lb / 7,711 kg
Drive GAWR	23,000 lb / 10,433 kg
Tag GAWR:	16,500 lb / 7,484 kg

**Certifications / Compliances**

1.0.2.1	STATE OF CALIFORNIA REQUIREMENTS - WITH ENGINE EXEMPTION	1
1.0.3	ENGINE CERTIFICATION – EPA CERTIFIED WITH EPA ONLY WARRANTY	1

**Lavatory & Lavatory Accessories**

1.1.2.2	LAVATORY – CHEMICAL TYPE W/O WASH BASIN	1
1.1.8	LAVATORY AUXILIARY RETENTION TANK	1

**Windows**

STANDARD	5" WINDOWS	1
STANDARD	NON-HEATED DRIVER'S WINDOW	1

**Interior Flooring**

1.3.52	ALTRO FLOORING	1
1.3.52.004	FLOORING COLOR - ALTRO CHROMA TFCR 2730 MINERAL	1
1.3.53.3	WHITE STEP NOSING	1

**Miscellaneous Interior**

1.4.1.2	INTERIOR SECURITY COMPONENTS TO BE POWDER COATED TEXTURED BLACK	1
1.4.87.9	FRONT CURBSIDE (RH) GUARD AREA - INCLUDES ONE (1) RECARO ERGO METRO AM3841 OFFICER'S SEAT WITH ARMRESTS ON A 4" PEDESTAL FACING FORWARD IN FRONT OF PARTITION. OVERHEAD READING LIGHT, P.A. MICROPHONE, A CUP HOLDER, 12 VDC POWER PORT, 110 VAC PLUG-IN W/USB CHARGING PORT. A WIRING PROVISION FOR MOBILE RADIO CONNECTION IS ALSO INCLUDED.	1
1.4.88.5	FRONT PARTITION - 50" FROM FRONT STEP NOSING	1
1.4.91	FIREARM STORAGE LOCKER WITH A SHELF, HOOKS AND FOAM PADDING TO HOLD ONE 1 SHOTGUN AND ONE RIFLE. LOCKER INSTALLED BEHIND THE DRIVER	1

**Safety Equipment**



1.6.8.2	TWENTY POUND FIRE EXTINGUISHER	1
1.6.28	DELETE AMEREX FIRE SUPPRESSION	1
1.6.29	DELETE SMARTIRE TIRE MONITORING SYSTEM	1
STANDARD	10 UNIT FIRST AID KIT	1

**Paint & Lettering**

1.7.4	EXTERIOR FLEET NUMBER(S) & LEGAL LETTERING	1
EXTERIOR	FLEET NUMBER(S)/LETTERING: TBA	1
STANDARD	EXTERIOR PAINT - WITHOUT CLEAR COAT	1
1.7.31	STANDARD 2-COLOR ISTV PAINT SCHEME (830730 BLACK GLOSS & N5793-WHITE GLOSS)	1
DETAIL:	---Standard 2 Color Paint (830730 Black Gloss & N5793 White Gloss)	1

**Miscellaneous Exterior**

1.8.88	BULLET RESISTANT MATERIAL	1
STANDARD	PLUG STYLE FRONT ENTRANCE DOOR	1

**Nameplates, Decals & Fleet Numbers**

STANDARD	ALL MCI LOGOS (FRONT, LH & RH SIDEWALL & REAR LOGO'S)	1
1.10.22.1	VIN PLATE - USA	1
1.10.23	ENGLISH/SPANISH DECALS	1
1.10.29	CALIFORNIA PROPOSITION 65 WARNING DECAL	1

**Vehicle Key Codes**

Ford Key Code: FA1768/54251

Schlage Key Code: F8586-9

Chrysler Key Code: L0041/2234421

**Delivery Location**

1.16.1.9	DELIVERY TO CUSTOMER FACILITY	1
ADDRESS	Delivery Location: SAN BERNARDINO SHERIFF'S DEPARTMENT 18000 WEST INSTITUTION ROAD SAN BERNARDINO, CA 92407	1

**Lights and Reflectors**

3.1.1	FOG LAMPS	1
STANDARD	EXTERIOR LIGHT ABOVE ENTRANCE DOOR	1
STANDARD	CONVERSION STYLE DOCKING LAMPS IN REAR FENDERS	1
3.1.48	EMERGENCY/WARNING LIGHTS – TWO (2) FRONT UPPER LIGHTS, TWO (2) FRONT LOWER LIGHTS AND TWO (2) REAR LIGHTS WITH CODE 3 FLASHING PATTERN	1

**Instrumentation**

3.2.37.3	GAUGES FOR SPEEDOMETER - USA	1
----------	------------------------------	---

**Radio & P.A. System**

3.3.51	EXTERNAL PA SYSTEM & SIREN	1
--------	----------------------------	---

**Immersion Heater**

3.5.8 ENGINE BLOCK HEATER 1

**Electrical & Miscellaneous Electrical Accessories**

3.6.21 STRAIGHT BATTERY POSTS 1  
STANDARD TWO STANDARD 8D BATTERIES 1  
3.6.24 SLIDING TRAYS FOR BATTERIES, IN CONJUNCTION W/BASIC BATTERIES 1  
3.6.29 COLOR BACK-UP CAMERA 1  
3.6.42 IMPACT SENSOR WITH EMERGENCY LIGHTING - CALIFORNIA REQUIREMENT 1  
3.6.48 110 VOLT INVERTER/CHARGER(4000W). PROVIDES 110VAC TO OUTLETS IN THE COACH.1  
CHARGES THE COACH BATTERIES AND POWERS "IN-STATION LIGHTING" WHILE PLUGGED  
INTO WALL OUTLET.

**Multiplexing**

STANDARD PARKER MULTIPLEX SYSTEM 1

**Brakes and Air System**

4.1.11 BRAKE DUST SHIELDS - ALL AXLES 1

**Engine Cooling System**

STANDARD BLACK RADIATOR & CHARGE AIR COOLER 1  
4.2.25 EBERSPAECHER HYDRONIC M12 - 42,000 BTU AUXILIARY HEATER (CARB CERTIFIED) 1

**Engine & Engine Accessories**

4.3.68.11 CUMMINS EXTENDED COVERAGE PROTECTION PLAN - X 12 ENGINES TERMS - [5 YEARS / 1  
500,000 MILES IS PROVIDED SOLELY BY CUMMINS INC. AND SUBJECT TO TERMS AND  
CONDITIONS, PROVISIONS, AND LIMITATIONS SET FORTH IN THE CUMMINS EXTENDED  
COVERAGE PLAN. THE DIESEL PARTICULATE FILTER IS NOT INCLUDED IN THE CUMMINS  
EXTENDED COVERAGE PLAN. MCI'S OBLIGATION IS LIMITED TO PURCHASING THE COVERAGE  
FROM CUMMINS, INC. ON BEHALF OF BUYER. SEE CUMMINS EXTENDED COVERAGE PLAN  
(PLAN 1 BULLETIN 5600686)  
4.03.106 CUMMINS CONNECT ENHANCED DIAGNOSTIC 1  
4.3.109 CUMMINS X12 11.8 L, 410 HP, 1450 FT- LB ENGINE 1

**Fuel System**

STANDARD PLASTIC FUEL TANK 1

**Wheels, Wheel Accessories & Tires**

4.5.23 ALCOA HUB PILOTED WHEEL POLISHED BOTH SIDES FINISHED IN 22.5 X 9.00 WITH A9  
DURABRITE FINISH  
4.6.8.314 GOODYEAR METRO MILER G652, 315/80R 22.5, L-RATED 9

**Transmission & Transmission Accessories**

4.7.1 ALLISON B500 GEN VI AUTOMATIC TRANSMISSION WITHOUT RETARDER 1  
4.7.2.3 HUBODOMETER ON RIGHT REAR DRIVE AXLE IN MILES - U.S. 1



4.7.30.1	ALLISON TRANSMISSION B500 INTERCITY/TOUR EDGE LEVEL I EXTENDED COVERAGE 1 PROVIDING A TOTAL OF FIVE (5) YEARS PROVIDED SOLELY BY ALLISON TRANSMISSION AND SUBJECT TO TERMS AND CONDITIONS, PROVISIONS, AND LIMITATIONS SET FORTH IN THE ALLISON TRANSMISSION EDGE EXTENDED COVERAGE PLAN. MCI'S OBLIGATION LIMITED TO PURCHASING THE COVERAGE FROM ALLISON TRANSMISSION ON BEHALF OF BUYER. REFERENCE ALLISON TRANSMISSION PUBLICATION NUMBER SE5410EN (2006/07). WITHOUT RETARDER	
4.7.33.13	REAR AXLE - RATIO 3.54:1	1
STANDARD	BELT & BULB KIT	1
4.7.44.1	TES-668 SYNTHETIC TRANSMISSION OIL FOR B500	1
<b><u>Seating &amp; Trim</u></b>		
6.1.10.10	SEAT PEDESTAL CAPS - STAINLESS STEEL	1
<b><u>Driver Seat &amp; Driver Seat Options</u></b>		
6.8.21.4	PLASTIC ARMRESTS ON RECARO DRIVER'S SEAT	1
6.8.22.1	RECARO ERGO METRO AM384 AIR RIDE DRIVER SEAT WITH INTEGRAL 3-POINT SEAT BELT 1 WITH ARMRESTS W/O SEAT CUSHION ALARM	1
<b><u>User Defined Specials</u></b>		
S1.10.188	ELECTRICAL TERMINAL COMPT DECAL	1
S1.14.60	CUSTOMER SPECIFIC KEYLOCK INSTALLATIONS	1
S 3.6.276.11	PARKER MULTIPLEX SYSTEM - COACH PROGRAMMING	1
S 3.6.276.12	PARKER CONTROLS DRIVERS MULTI-FUNCTION DISPLAY (MFD) PROGRAMMING	1
S 4.3.277.4	GOVERN SPEED - 72 MPH	1
S 5.10.71	PASSENGER SEATS - D4020ISTV COACHES	1
S 6.8.56	DRIVER'S SEAT - D4020ISTV COACHES	1



- Special-1 S1.2.139.2 : LARGE SLIDING 1/2" THICK ACRYLIC, WINDOWS LOCATED AT # 1 LH & # 1 RH FRONT 1 W/BRONZE TINT TO INCLUDE SCREEN MOUNTED TO THE INTERIOR OF THE #1LH AND #1RH SLIDER WINDOWS. SCREEN TO INCLUDE A HINGE AND LATCH TO GAIN ACCESS TO THE SLIDER HANDLE.
- Special-2 S1.4.658.5 : ADD SPRING LATCHES TO BOTTOM & TOP OF ALL PARTITIONS AND CELL DOORS, 1 RUBBER BUMPERS AT TOP OF ALL DOORS, RETAINING BRACKETS TO HOLD DOORS IN OPEN POSITION FOR CELLS DOORS ONLY AND MAGNETS FOR FRONT/REAR/MID PARTITION DOORS.
- Special-3 S1.4.814 : INSTALL MIDDLE WALL TO WALL PARTITION 1
- Special-4 S1.4.847.3 : CLEAR LEXAN TO COVER ALL CELL PARTITIONS AND DOORS TO EXTEND TO THE 1 TOP TO COVER ALL PERFORATED HOLES
- Special-5 S1.4.973 : BULLET PROOF MATERIAL-AMORTEX O.F.300 UL INSTALLED ON PASSENGER 1 MODESTY PANEL
- Special-6 S1.4.973.2 : BULLET PROOF MATERIAL-AMORTEX O.F.300 UL INSTALLED ON DRIVER MODESTY 1 PANEL
- Special-7 S1.6.21.4 : 20 LB. FIRE EXTINGUISHER MOUNTED IN BAGGAGE BAY 1
- Special-8 S1.6.59.7 : SHIP LOOSE ADDITIONAL 5 LB. FIRE EXTINGUISHERS WITH MTG. BRACKET AND 1 HARDWARE  
(QTY 1 - PER TOTAL COACH ORDER)
- Special-9 S1.6.134 : BASIC FIRST AID KIT LOCATED ON SIDEWALL OF RH GUARD IN LIEU OF ON 1 MODESTY PANEL.



- Special-10 S1.8.577 : REAR DOOR CROSS BRACE ARM AND LOCK PIN TO BE PAINTED AS PER PAINT CHART 1
- Special-11 S1.15.96.5 : B & R MIRRORS W/SPLIT FACE TO INCLUDE, LOWER MANUAL CONVEX, REMOTE 1 AND HEATED FLAT FACE W/AUTO RETURN ASSY AND OPERATED BY RAMCO SWITCH.
- Special-12 S3.2.182.7 : ELECTRONIC OIL PRESSURE AND WATER TEMPERATURE GAUGES IN ENGINE 1 COMPARTMENT.
- Special-13 S3.3.609 : PROVISIONS FOR THREE ANTENNAS,(TWO CONDUITS WITH THREE FISHWIRES) 1 THROUGH THE CURBSIDE B POST, TERMINATING IN THE CURBSIDE HEAT DUCT AT THE FORWARD OFFICER POSITION
- Special-14 S3.3.620.141 : SEON DIGITAL RECORDER SEVEN (7) CAMERA SURVEILLANCE SYSTEM TO 1 INCLUDE:  
- DIGITAL RECORDER  
- LCD DISPLAY  
- DOCKING AND VIEWING STATION  
- LCD MONITOR TO BE MOUNTED ON CURBSIDE FRONT GUARD MODESTY PANEL  
- ONE (1) CAMERA FACING FRONT CENTER OF WINDSHIELD FOR DRIVERS VIEW  
- ONE (1) CAMERA ABOVE DRIVER FACING FRONT STEPWELL  
- ONE (1) CAMERA ON FRONT PARTITION ON CURBSIDE OF COACH, FACING TOWARDS REAR  
- ONE (1) ON FORWARD SIDE OF SECOND PARTITION, FACING TOWARDS FRONT OF COACH  
- TWO (2) CAMERAS ON REARWARD SIDE OF SECOND PARTITION FACING THE REAR OF COACH ON ROADSIDE AND CURBSIDE OF COACH  
- ONE (1) CAMERA ON REAR ENCLOSURE PANEL FACING FORWARD
- Special-15 S4.4.TBA : Delete Aluminum fuel tank and replace with standard Plastic fuel tank 1



- Special-16      S4.9.TBA : ONE DAY TRAINING WILL BE INCLUDED PER COACH AS FOLLOWS: 1
- CLASS SIZE WILL BE A MAXIMUM OF 10 PERSONS
  - TOPICS MUST BE SELECTED FROM A PROVIDED LIST. TOPICS NOT ON THE LIST MAY BE AVAILABLE AT A FEE.
  - TRAINING MUST BE SCHEDULED WITHIN A YEAR OF DELIVERY
  - ALL CANCELLATIONS MUST BE DONE 4 WEEKS AHEAD OF THE SCHEDULED DATE
  - CLASSES CAN ONLY BE RESCHEDULED ONCE
  - TRAINING DAYS MUST BE SCHEDULED AT A MINIMUM OF 3 CONSECUTIVE DAYS AT A TIME
- Special-17      S5.10.63.TBA : 4-ONE FREEDMAN CITI-SHELL T-PEDESTAL MOLDED REINFORCED INMATE 1
- SEATS IN A 53 INMATE W/LAV SEATING ARRANGEMENT AS FOLLOWS:
- SEATS TO BE DARK GREY IN COLOR
- FIRST SEGREGATION AREA:
- (4) MODEL 32" CITI-SHELL (2) PASSENGER SEATS IN INDIVIDUAL CELLS ON ROADSIDE
  - (5) MODEL 32" CITI-SHELL (2) PASSENGER SEATS ON CURBSIDE INSIDE SEGREGATION AREA
- SECOND SEGREGATION AREA
- (2) MODEL 47" CITI-SHELL (3) PASSENGER SEATS ON ROADSIDE
  - (1) MODEL 32" CITI-SHELL (2) PASSENGER SEATS ON ROADSIDE
  - (3) MODEL 32" CITI-SHELL (2) PASSENGER SEATS ON CURBSIDE
- THIRD SEGREGATION AREA
- (4) MODEL 47" CITI-SHELL (3) PASSENGER SEATS ON ROADSIDE
  - (3) MODEL 32" CITI-SHELL (2) PASSENGER SEATS ON CURBSIDE
  - (1) MODEL 47" CITI-SHELL (3) PASSENGER AS A REAR CROSS SEAT
- Special-18      S3.1.TBA : EXTERIOR KNEELING SWITCH ADDED 1



### Selected Upholstery / Fabrics

#### Upholstery Locations

#### Selected Upholstery

##### **Inmate Seats**

Seat Color:

Dark Grey RAL 7012

##### **Driver's Seat**

Headrest:

Black Cloth

Cushion & Back:

Black Cloth

Sideboxing:

Black Cloth

Seat Back Panel:

Standard Black Plastic

##### **Front Guard Seat(s)**

Headrest:

Black Cloth

Cushion & Back:

Black Cloth

Sideboxing:

Black Cloth

Seat Back Panel:

Standard Black Plastic

##### **Flooring**

Interior Flooring:

Altro

Chroma TFCR 2730 Mineral





# MCI® ISTV

## Inmate Security Transportation Vehicle



**The next generation Inmate Security Transportation Vehicle is built on MCI's modernized D Series platform and offers enhanced operator and security features, improved operation, and increased efficiencies.**

MCI is the only manufacturer in North America to provide tailored, durable, turn-key heavy-duty Inmate Security Transportation Vehicles, and has been doing so for more than 30 years.

## Next generation benefits.

The next generation ISTV is an evolution of the previous model and retains the rugged design and unique features developed through MCI's long-standing collaboration with federal, state and county law enforcement agencies.

## More efficient.



A 5% larger fuel tank enables greater operational range.



All interior and exterior lighting utilizes energy-efficient and environmentally friendly LED technology.

## More durable.



A sturdy, stainless-steel frame resists the elements and provides dependable long-term structural integrity.



A single-piece, thick-walled, stainless-steel tubing is used in critical areas, such as the window posts, adding strength, durability and an excellent fit and finish.



A proven, durable, track-tested chassis provides increased reliability and long-term durability.



## Easier to operate.

**22%**

**Tighter turning radius makes it easier to maneuver the coach through tight areas such as loading areas, sally ports and prison yards.**

- ✓ In-motion high-rise and low-rise capabilities significantly improves approach and departure angles.
- ✓ The driver's area is ergonomically designed featuring easier-to-read gauges, intuitive controls within reach, and improved sight lines.
- ✓ A more comprehensive optional safety system provides adaptive cruise control, collision mitigation with stationary object detection, lane departure warning, and traffic sign recognition functionality.

## Modern security features.

- ✓ Center-mounted ceiling lights provide additional lighting when cell partitions are utilized.
- ✓ Dedicated emergency lighting utilizes high-output LED technology that is brighter, more efficient, is programmable, and in tune with modern law enforcement lighting.
- ✓ Enhanced exterior overhead lighting around the perimeter of the coach provides additional security for loading and unloading of inmates.
- ✓ Optional 360-degree birds-eye-view camera system monitors and documents inmate activity around the coach and provides added protection to officers and transport personnel.



## More comfortable and spacious for operators.



Wider entryway and a curved stepwell with a lower first entry step provides a greater opening width for easier and safer loading and unloading of inmates.






Rear officer seating includes an air ride seat for added comfort.



## Easier to service and maintain.

**100%** Composite exterior body panels are more durable and are easier to repair.

- ✓ A single aluminum roof skin provides better water resistance.
- ✓ Unitized wheel end bearings increase reliability, reduces maintenance, and increases life span.
- ✓ Three-piece front and rear energy-absorbing urethane bumpers are paintable for a more streamlined look and are easier to replace if damaged.
- ✓ Smooth interior flooring transition from the cabin floor to the heat ducts improves cleanability.
- ✓ Internal components are more accessible for service routines and maintenance:
  -  The RAD/CAC cooling package is located at ground level with a swing-out door for easier engine and aftertreatment system access.
  -  Provisions for antennas enables easy installation post-delivery.
  -  Removable interior access panels make it easier to add additional harnesses.



## Interior design.



Seating for up to 70 inmates.



Lavatory option.



A variety of proven containment barriers and cells.

- ✓ Flexible inmate seating options.
- ✓ Movable barrier system.
- ✓ Officer workspaces (front curbside, front roadside, and rear).
- ✓ Heavy-duty, easy-to-clean surfaces including stainless steel walls, vinyl flooring, and laminate surfaces.

## Operation.

- ✓ Optional GPS tracking system.
- ✓ Air-ride seat with lumbar support, fold-up armrests and greater recline setting.
- ✓ Tilt and telescopic steering wheel for added driver comfort.
- ✓ Large exterior rearview mirrors with remote controls and heat features.
- ✓ Cell phone plug-in power (12V USB and optional 110V outlets).
- ✓ Kneeling system to lower first step by over three inches for easier entry by inmates with leg chains.
- ✓ Improved field of vision with significantly reduced blind spots.
- ✓ Power-recessed windshield blinds
- ✓ Optional asset tracking systems available, including NFI Connect™.

## Lighting.

- ✓ Nighttime docking lights on both sides of the vehicle.
- ✓ Separate driver-controlled exterior light above entrance door for nighttime loading of inmates.

## Safety + security.

- ✓ Optional bullet-resistant materials.
- ✓ Optional onboard surveillance system.
- ✓ Five-inch-high, ½" thick shatter-resistant windows with interior grating, optional full-height windows with exterior window bars.
- ✓ Standard fire suppression and tire pressure monitoring systems.
- ✓ Optional Code 3 emergency flashers, siren and external public address system.
- ✓ Standard rear guard area exterior access door.

## Maintenance.

- ✓ Large engine and radiator access doors for unparalleled mechanic access.
- ✓ Standard E-Fan system (w/swing-out RAD/CAC).
- ✓ Multiplex electrical system for easy diagnostics.



5-inch windows shown

## Reliable service and support.



Comprehensive support includes in-field expertise, a technical call center, and 24/7 roadside assistance.



Customizable programs to fit your financial needs through NFI Financial Solutions™.

## MCI service and support delivers a relationship-driven and responsive approach to customer care.



Ongoing technical training from the industry's only Automotive Service Excellence (ASE) accredited MCI Academy technician training center.



Aftermarket parts support from NFI Parts™, the industry's largest parts supplier.



MCI Service Centers offering routine maintenance, warranty, and complex troubleshooting capabilities.

# MCI D4020 ISTV

## technical specifications.

### Dimensions

Overall Length (bumper to bumper)	40' 1"	12.22 m
Wheelbase	246.26"	6.25 m
Front Overhang	79.12"	2 m
Rear Overhang	106.78"	2.71 m
Overall Width	102.00"	2.59 m
Overall Height	140.00"	3.56 m
Interior Height	76.74"	1.95 m
Front Track	85.17"	2.16 m
Rear Track (drive)	75.35"	1.91 m
Rear Track (trailing)	85.17"	2.16 m
Turning Radius	35'	10.66 m
Gross Vehicle Weight Rating	54,000 lb	24,493 kg

### Safety + Performance

#### Standard Equipment

✓ Electronic Stability Control (ESC)	✓ MCI® A/C Compressor
✓ Automatic Traction Control (ATC)	✓ Cruise control MCI exclusive spiral entrance stairway with aluminum step nosing & stainless-steel grab rails
✓ Disc Brakes with 6 channel Antilock Braking System (ABS)	✓ Davco Fuel Pro® filter with sight glass
✓ Three-point guard and driver seat belts	✓ Passive steerable tag axle with unload feature
✓ Docking lights	✓ Electrically locking baggage compartments
✓ Amerex fire detection and suppression SmarTire® integrated tire pressure monitoring system with always-on sensors	✓ MP water circulating pump
✓ Tilt and telescoping steering wheel	✓ Exterior overhead LED lighting

#### Optional Equipment

✓ Eberspaecher auxiliary heater - 12 kW	✓ Bullet resistant material
✓ Bendix Fusion collision mitigation system	✓ GPS tracking system
✓ Sliding battery tray	✓ Safety vision video surveillance systems
✓ Code 3 lights, siren and external PA	✓ 360° camera system
	✓ Curb lights

### Standard Equipment

Engine	Cummins X12 w/engine brake, 410 hp, 1,450 lb-ft torque
Transmission	Allison B500 Gen VI
Font Axle	ZF 17,000 lb (7,711 kg) with unitized wheel end bearings
Drive Axle	ZF 23,000 lb (10,433 kg) with unitized wheel end bearings
Tag Axle	ZF 16,500 lb (7,484 kg) with unitized wheel end bearings
Seating	Up to 70 inmates
Wheels	Hub-mounted steel, 22.5 x 9.0
Tires	BFGoodrich ST230 315/80R22.5
Alternator	Borg Warner 55SI Dual 250A 24V
Brakes	Bendix ADB22X
Parking Brake	Spring brake on drive axle
Fuel System	191 US gal. usable volume (201 US gal. gross volume) aluminum tank. 15 US gal. DEF tank capacity.
Body Type	Stainless-steel frame with high-strength low-alloy steel in suspension areas for higher strength and fatigue life
Exterior Skin	One-piece bonded aluminum roof skin and composite exterior body panels
Windows	5" tall, 1/2" thick shatter-resistant acrylic
Interior	Embossed stainless steel sidewalls and ceiling
Baggage Doors	Underfloor pantograph-type composite baggage doors with central electrical locking system
Entrance Door	Electric-operated plug-style door
Electrical System	Parker Vansco fully multiplexed electrical system
Instrument Panel	Parker Vansco multi-function display including speedometer, oil pressure, water temperature, fuel level, voltmeter, air pressure and DEF (diesel exhaust fluid) level
Warning Lights	Real-time diagnostics of all operating systems
Cooling System	Below-floor parallel radiator/charge air cooler module which quickly swings out for unrestricted service access
Fan System	Electrically driven fan array to maximize fuel efficiency and reliability
Steering System	Variable ratio power steering system
Suspension	Electrically controlled air suspension with high/low ride and kneeling functions
Batteries	Two 8D (1350 c.c.a. each)
Voltage	12 volt and 24 volt
Exterior Lights	12 volt LED, plus 90 mm LED headlights

### Other Features

#### Standard Equipment

✓ Energy absorbing front and rear bumpers, 2" rub rails	✓ Aluminum fuel tank
✓ 12V, 110V & USB power for the officers	✓ Boom-type microphone
✓ Composite exterior body panels	✓ Embossed stainless-steel interior

#### Optional Equipment

✓ Lavatory	✓ Officer workspace
✓ Alcoa Durabrite® aluminum wheels	✓ Custom-designed inmate containment barriers and cells
✓ Posi-lock fuel fill system	✓ Window bars (interior or exterior mounting), 1/2" thick full-sized windows with shatter-resistant acrylic
✓ Rear officer position with air ride seat	
✓ Weapons locker	



# MCI® ISTV

[MCIcoach.com/ISTV](http://MCIcoach.com/ISTV)

