

THE INFORMATION IN THIS BOX IS NOT A PART OF THE CONTRACT AND IS FOR COUNTY USE ONLY



Contract Number  
24-249

SAP Number  
\_\_\_\_\_

### Office of Homeless Services

Department Contract Representative	<u>Marcus Dillard</u>
Telephone Number	<u>(909) 501-0610</u>
Contractor	<u>San Bernardino City and County Continuum of Care</u>
Contractor Representative	<u>Jessica Alexander</u>
Telephone Number	<u>(909) 382-8540</u>
Contract Term	<u>March 12, 2024 – June 30, 2029</u>
Original Contract Amount	<u>N/A</u>
Amendment Amount	<u>N/A</u>
Total Contract Amount	<u>N/A</u>
Cost Center	<u>N/A</u>

**Briefly describe the general nature of the contract:** *This MOU will allow the San Bernardino County (County) Office of Homeless Services (OHS) and San Bernardino City and County Continuum of Care (CoC) to commit to uphold, participate in, and comply with the actions, roles, and responsibilities as described in the Homeless Housing, Assistance and Prevention (HHAP) Program Round 5 Regionally Coordinated Homelessness Action Plan (Plan).*

**FOR COUNTY USE ONLY**

Approved as to Legal Form _____ Daniel Pasek Daniel Pasek, Deputy County Counsel Date <u>March 25, 2024</u>	Reviewed for Contract Compliance _____ Date _____	Reviewed/Approved by Department _____ Date _____
---	---	--

**MEMORANDUM OF UNDERSTANDING**  
**BETWEEN**  
**SAN BERNARDINO COUNTY, THROUGH ITS OFFICE OF HOMELESS SERVICES**  
**AND**  
**CA-609 SAN BERNARDINO CITY & COUNTY CONTINUUM OF CARE**  
**FOR**  
**HOMELESS HOUSING, ASSISTANCE AND PREVENTION (HHAP) PROGRAM ROUND 5**

**WHEREAS**, the San Bernardino County (County), through its Office of Homeless Services (OHS) desires to be considered eligible for Homeless Housing, Assistance and Prevention Program Round 5 (HHAP-5) base allocations as the Administrative Entity; and

**WHEREAS**, OHS and CA-609 San Bernardino City & County Continuum of Care (SBC CoC) has been allocated HHAP-5 funds by the State of California Interagency Council on Homelessness to provide funding for the purpose of organizing and deploying the full array of homelessness programs and resources comprehensively and effectively, and to sustain existing federal, state, and local investments towards long-term sustainability of housing and supportive services; and

**WHEREAS**, the SBC CoC finds OHS qualified to provide services as the Administrative Entity for the HHAP-5 funding; and

**WHEREAS**, the HHAP-5 Regionally Coordinated Homelessness Action Plan (Action Plan) is attached to this Memorandum of Understanding (MOU), committing each signatory to participate in, and to comply with, the Action Plan as attached hereto; and

**NOW, THEREFORE**, the County, through its OHS, and SBC CoC mutually agree to the following terms and conditions:

**TABLE OF CONTENTS**

**A. DEFINITIONS..... 3**

**B. MUTUAL RESPONSIBILITIES..... 3**

**C. FISCAL RESPONSIBILITIES..... 4**

**D. TERM ..... 4**

**E. EARLY TERMINATION..... 4**

**F. GENERAL PROVISIONS ..... 4**

**G. ENTIRE AGREEMENT ..... 6**

**ATTACHMENTS**

- A. REGIONALLY COORDINATED HOMELESS ACTION PLAN**

## A. DEFINITIONS

1. Administrative Entity: A unit of general-purpose local government or a nonprofit organization that has previously administered federal Department of Housing and Urban Development Continuum of Care funds as the collaborative applicant pursuant to Section 578.3 of Title 24 of the Code of Federal Regulations that has been designated by the continuum of care to administer program funds.
2. Identifying Roles and Responsibilities – The Action Plan must identify and describe the specific roles and responsibilities of each participating applicant within the region.
3. Interagency Council on Homelessness (ICH) – The policy making body for the SBC CoC, elected by the SBC CoC membership.
4. Key Actions to Ensure Racial and Gender Equity – The Action Plan must describe the key actions the region will take to ensure racial and gender equity.
5. Key Actions to Improve Performance – The Action Plan must describe key actions the region intends to take to improve each of the identified system performance measures.
6. Memorandum of Understanding (MOU) – This agreement between the County, through its OHS, and the SBC CoC.
7. Region - For purposes of HHAP-5, the term “region” refers to the geographic area served by a county, including all cities and the continuum of care within it. (Health and Safety Code § 50230(v)(1).)
8. Regional Coordinated Homelessness Action Plan - Applicants must present an Action Plan that fully complies with State law, including but not limited to Health and Safety Code section 50233(c). This Action Plan shall lay out a strategic approach to address homelessness within the region, emphasizing collaborative efforts among participating applicants. The Action Plan must include the following key elements and follow the specified process.
9. Services – The required services described in this MOU.
10. System Performance Measures – The Action Plan must use and analyze California system performance measure data for the region.

## B. MUTUAL RESPONSIBILITIES

This MOU commits both the County, through its OHS, and SBC CoC to uphold, participate in, and comply with the actions, roles, and responsibilities of both jurisdictions in the region as described in the Action Plan and summarized below.

1. Commitments to the roles and responsibilities of OHS and the SBC CoC within the region as they pertain to outreach and site coordination, siting and use of available public land, the development of interim and permanent housing options, and coordinating, connecting, and delivering services to individuals experiencing homelessness or at risk of experiencing homelessness, within the region. See Action Plan Section 2.1 (Attachment A).
2. Commitments to Key Actions of OHS and the SBC CoC will take to improve the system performance measures. See Action Plan Section 2.2.
3. Commitments to Key Actions OHS and the SBC CoC will take to ensure racial and gender equity in service delivery, housing placements, housing retention, and any other means to affirm equitable access to housing and services for racial and ethnic groups overrepresented among residents experiencing homelessness. See Action Plan Section 2.3.
4. Commitments to actions OHS and the SBC CoC will take to reduce homelessness among individuals exiting institutional settings, including but not limited to jails, prisons, hospitals, and any other institutions such as foster care, behavioral health facilities, etc. as applicable in the region. See Action Plan Section 2.4.

5. Commitments to roles OHS and the SBC CoC will utilize of local, state, and federal funding programs to end homelessness. See Action Plan Section 2.5.
6. Commitments to the roles and responsibilities of OHS and the SBC CoC to connect individuals to wrap-around services from all eligible federal, state, and local benefit programs. See Action Plan Section 2.6.

**C. FISCAL RESPONSIBILITIES**

1. The County, through OHS, is hereby designated by the SBC CoC to serve as the Administrative Entity for HHAP-5 funds and in that capacity, the County may approve and authorize the submission of the HHAP-5 grant application to the State of California Interagency Council on Homelessness on behalf of the SBC CoC for funding, in the estimated amount of up to \$6,032,369, to support regional coordination and provide immediate assistance to people experiencing homelessness in the region.
2. As the Administrative Entity for HHAP-5 funds, OHS will receive the administrative allocation for any funding sources OHS applies for and receives on SBC CoC's behalf.
3. Funds made available under this MOU shall not supplant any federal, state or any governmental funds intended for services of the same nature as this MOU.

**D. TERM**

The MOU is effective as of March 12, 2024, and expires June 30, 2029, but may be terminated earlier in accordance with provisions of Section E of this MOU. This MOU may be extended for one additional year upon written agreement of both Parties, unless terminated earlier under the provisions of Section E.

**E. EARLY TERMINATION**

1. This MOU may be terminated without cause upon thirty (30) days written notice by either Party. The ICH Chair, or his/her designee, is authorized to exercise SBC CoC's rights with respect to any termination of this MOU. The OHS' Chief of Homeless Services, or his/her appointed designee, has authority to terminate this MOU on behalf of the County..
2. If, during the term of this MOU, State funds appropriated for the purposes of this MOU are reduced or eliminated, either Party may immediately terminate this MOU upon written notice to the other Party.
3. The Parties acknowledge that the County may receive additional HHAP-5 funding. The Parties shall update this MOU, in writing, as may be required for the receipt of any additional or bonus funds.

**F. GENERAL PROVISIONS**

1. No waiver of any of the provisions of the MOU documents shall be effective unless it is made in a writing which refers to provisions so waived and which is executed by the Parties. No course of dealing and no delay or failure of a Party in exercising any right under any MOU document shall affect any other or future exercise of that right or any exercise of any other right. A Party shall not be precluded from exercising a right by its having partially exercised that right or its having previously abandoned or discontinued steps to enforce that right.
2. Any alterations, variations, modifications, or waivers of provisions of the MOU, unless specifically allowed in the MOU, shall be valid only when they have been reduced to writing, duly signed and approved by each Party's authorized representative as an amendment to this MOU. No oral understanding or agreement not incorporated herein shall be binding on either of the Parties hereto.
3. This MOU is not assignable by either Party, in whole or in part, without the other Parties' prior written consent.
4. In the event of any dispute under this MOU, each Party to this MOU shall bear its own attorney's fees and costs regardless of who is the prevailing party.


5. The parties acknowledge and agree that this MOU was entered into and intended to be performed in San Bernardino County, California. The parties agree that the venue of any action or claim brought by any party to this MOU will be the Superior Court of California, San Bernardino County, San Bernardino District. Each party hereby waives any law or rule of the court which would allow them to request or demand a change of venue. If any action or claim concerning this MOU is brought by any third party and filed in another venue, the parties hereto agree to use their best efforts to obtain a change of venue to the Superior Court of California, San Bernardino County, San Bernardino District.
6. The Parties hereto shall use their best efforts to settle any dispute, claim, question or disagreement. To this effect, they shall consult and negotiate with each other in good faith and, recognizing their mutual interests, attempt to reach a just and equitable solution satisfactory to both Parties.
7. The Parties mutually agree to be bound by, and abide by, all applicable anti-discrimination statutes, regulations, policies, and procedures as may be applicable under any federal or state contracts, statutes, or regulations, or otherwise as presently or hereinafter adopted.
8. County is an authorized self-insured public entity for purposes of Professional Liability, General Liability, Automobile Liability and Worker's Compensation and warrant that through its respective program of self-insurance, it has adequate coverage or resources to protect against liabilities arising out of performance of the terms, conditions or obligations of this MOU.
9. SBC CoC shall not be responsible for any damage or liability occurring by reason of any acts or omissions on the part of County under or in connection with any work, authority or jurisdiction delegated to or determined to be the responsibility of County under this MOU.
10. The County agrees to indemnify, defend and hold harmless the SBC CoC and its authorized officers, employees, agents and volunteers from any and all claims, actions, losses, damages, and/or liability arising from the County's negligent acts and errors or omissions under this MOU and for any costs or expenses incurred by the SBC CoC on account of any claim therefore, except where such indemnification is prohibited by law.

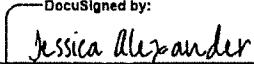
**G. ENTIRE AGREEMENT**

1. This MOU, including all Attachments, which are attached hereto and incorporated by reference, and other documents incorporated herein, represents the final, complete, and exclusive agreement between the parties hereto. Any prior agreement, promises, negotiations or representations relating to the subject matter of this MOU not expressly set forth herein are of no force or effect. This MOU is executed without reliance upon any promise, warranty or representation by any party or any representative of any party other than those expressly contained herein. Each party has carefully read this MOU and signs the same of its own free will.
2. This MOU may be executed in any number of counterparts, each of which so executed shall be deemed to be an original, and such counterparts shall together constitute one and the same MOU. The parties shall be entitled to sign and transmit an electronic signature of this MOU (whether by facsimile, PDF or other email transmission), which signature shall be binding on the party whose name is contained therein. Each party providing an electronic signature agrees to promptly execute and deliver to the other party an original signed MOU upon request.
3. The County and the SBC CoC have each caused this MOU to be subscribed by its respective duly authorized officers on its behalf.

**SAN BERNARDINO COUNTY  
OFFICE OF HOMELESS SERVICES**

**CA-609 SAN BERNARDINO CITY &  
COUNTY CONTINUUM OF CARE**

Signature:   
 Marcus Dillard, Chief of Homeless Services

Signature:   
 Jessica Alexander, Chair  
 Interagency Council on Homelessness

Date: 3/26/24

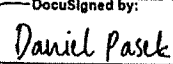
Date: March 25, 2024

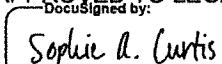
Address: 560 E. Hospitality Lane, Ste. 200  
San Bernardino, CA 92415

Address 1595 E. Art Townsend Drive  
San Bernardino, CA 92415

**APPROVED TO LEGAL FORM**

**APPROVED TO LEGAL FORM**

Signature:   
 Daniel Pasek, Deputy County Counsel

Signature:   
 Sophie A. Curtis, Deputy County Counsel

Date: March 25, 2024

Date: March 25, 2024

Address: 385 N. Arrowhead Ave.  
San Bernardino, CA 92415-0140

Address: 385 N. Arrowhead Ave.  
San Bernardino, CA 92415-0140

## Part II: Regionally Coordinated Homelessness Action Plan

### 2.1 Participating Jurisdictions' Roles and Responsibilities

1. **First** identify and describe the specific roles and responsibilities of **each participating Eligible Applicant** in the region regarding:
  - a. Outreach and site coordination;
  - b. Siting and use of available land;
  - c. Development of interim and permanent housing options; and
  - d. Coordination and connection to the delivery of services for individuals experiencing or at risk of experiencing homelessness within the region.
  
2. **Then** describe and explain how all collaborating Eligible Applicants in the region are coordinating in each area.
 

Optional: You may also include roles and responsibilities of small jurisdictions in the region that elect to engage and collaborate on the plan.

#### Guidance

***Each jurisdiction must identify and describe their role in the region for each table.***  
*To add additional Jurisdictions, add rows to the bottom of each table.*

#### Outreach and Site Coordination

Participating Jurisdictions	Role(s) and Responsibilities in Outreach and Site Coordination
<b>Continuum of Care (CoC)</b>	<p>Several CoC homeless provider agencies have also engaged regularly in street outreach activities. Providers conduct routine mobile outreach and client service engagement for homeless individuals and families who are unsheltered. These teams focus on targeted homeless populations, but also provide services to the hardest to reach or service resistant individuals, commonly those with severe service needs. The CoC seeks to:</p> <ul style="list-style-type: none"> <li>Develop workshop that trains agencies and providers on how to request and utilize funding, provide services, and ensure accurate data entry.</li> <li>Provide resource info, cards, and other marketing materials while doing outreach.</li> <li>Follow up with CBOs to ensure they provided care/services.</li> </ul>

## San Bernardino County

The County employs several outreach approaches. The County's Sheriff's Department has implemented the Homeless Outreach Proactive Enforcement (HOPE) Team. The HOPE Team is the County's main pro-active approach intended to ultimately reduce calls for service and other resources currently required to deal with the homeless population. A community, client-based philosophy will be used to link the homeless population with resources and service providers throughout the county. The objective is to stop the revolving door of arrest, incarceration, and then release regarding homeless related crimes to stabilize individuals with severe service needs. The County also has the Mental Health Services Act (MHSA) Innovative Remote Onsite Assistance Delivery (InnROADs) program which provides a multi-disciplinary approach to homeless outreach. In addition, the County provides funding for the Social Work Action Group to provide outreach services in the county district with the largest homeless population according to the Point-In-Time County. Aside from these teams, the County seeks to explore:

- Developing a county directory/guide specific for homeless services to assist with linking client to correct providers for services sort of "Homeless Services Yellow Pages."
- Developing policy that guides departments and agencies to walk clients through processes instead of just providing referrals.
- Developing Information Center for obtaining and retaining services.

Given the individual roles and responsibilities identified above, describe and explain how all participating jurisdictions are or will begin to coordinate these efforts to ensure comprehensive outreach and site coordination to individuals experiencing and at-risk of experiencing homelessness in the region.

The CoC and the County are committed to systematically addressing homelessness and access to services sought out by individuals with severe service needs who are homeless due to their mental illness, substance use disorder, disability, and other critical barriers.

The Collaborative Applicant of the CoC, the Office of Homeless (OHS) has launched projects to improve, expand, enhance, and augment the local homeless response system with the goal of maximizing and expediting the number of unsheltered individuals assisted out of homelessness. OHS is in the process of developing a Coordinated Outreach Resources and Engagement (CORE) Program consisting of street outreach and engagement teams that would meet frequently to ensure street outreach and engagement is nimble enough to regularly engage homeless individuals in a timely manner by appropriate street outreach teams. The following actions will be implemented through this approach:

- SBC/OHS collaborates with other agencies (i.e., The HOPE Team) to develop/update a resource guide.
- OHS will start the CoC meetings in March (Two mtgs per yr) to streamline communication between County and CoC, discussing:
  - Funding available from the Inland Empire Health Plan (IEHP), but no projects or needs mentioned to utilize funding.
  - Community based organizations (CBOs) have been attempting to share their needs and funding needed.
- Walking through services/warm hand-offs.
- Restructure CoCs and market services, resources, and options, educate and provide awareness of the agencies (i.e., the San Bernardino County Interagency Council on Homelessness (ICH), CoC, the Homeless Provider Network (HPN), etc.) involved.
- Mixed use of housing, low income, and high-income housing.
- Bring education and awareness to County structure, support outreach teams with additional development countywide, have universal case management.

**Land Use and Development**

**Participating Jurisdictions**

**CoC**

**Role(s) and Responsibilities in land use and development**

Non-Profit Developers, Faith Based Organizations, Cities-fr zoning, Social Services Depts., and cities, provide training to the providers at their locations, identify available land and viability of the property, gather CBO information, support social aspect of people management providing SBC with information needed to work with cities and assist with development of policy, collaborate with other agencies to provide a "graduate type" of program.

**San Bernardino County**

Fire Department, Public Works, Sheriff, Community Development and Housing (CDH), the Office of Homeless Services (OHS), the County Administrative Office (CAO), the Board of Supervisors (BOS), Real Estate Services, Workforce Department streamline building processes, identify developers of the land, work with clients and cities to establish multiple ways to house clients, collaborate with cities to determine which cities should participate in developing permanent supportive housing (PSH), have masterclasses.

Given the individual roles and responsibilities identified above, describe and explain how all participating jurisdictions are or will begin to coordinate these efforts to use and develop available land to address and end homelessness in the region.

For effective land use planning and affordable housing development, the essential ingredient is collaboration between intrinsic jurisdictions, in this case the County and the CoC. Land use development varies based on the scope of the project. The region understands land use planning is a vital part of the development process, where jurisdictions can jointly develop realistic plans to assist in appropriate land use development. These actions will incorporate coordination between contractors, regulatory agencies, utilities, and other entities. Some of the efforts, aside from zoning laws will include:

- Streamline process for land use.
- Training for churches.
- Hotel/motel conversion.
- Wellness Center by jail.
- Cities and Counties invest in properties to run programs such as Mary’s House.
- Housing with programs for permanent housing, graduation programs, steps to independence.
- Collaboration for transportation, job training, re-integrate people at a slower level.
- Have Social Services departments provide “step-down” programs (graduation to independence).
- OHS work with cities to collaborate in establishing long term housing.
- Hire consultants with real estate backgrounds to identify potential land space.
- Consider alternative housing plans (subsidized) with steppingstones such as:
  1. Living in dorms on campus
  2. Independent apartments on campus
  3. Independent housing
- Create campuses-work/living spaces and offer training on the campuses.
- Work with each city in the county to develop a housing agency for the city.
- Have clients housed in commercial areas close to areas where work is plentiful such as around areas with Amazon warehouses.
- Get feedback from the participants on what type of housing they need/want for long term solutions.
- CoCs will provide training to service providers at the location to teach them how to turn liabilities into assets.
- Develop a plan to get from start to finish within 18 months (due to new law effective 1/1/24).
- Utilize CoC meetings to communicate with agencies, these meetings will start in March to obtain information from CBOs.
- Market to and survey clients.
- Explore universal/countywide CoC principles.
- Support existing successful outreach teams and provide them with a platform to collaborate.
- Host more CoC meetings, provide guidance for how to apply for funding, give a “Call to Action” for housing.
- Challenge the thought process, streamline city processes, get an ordinance.

Development of Interim and Permanent Housing Options

**Participating Jurisdictions      Role(s) and Responsibilities in development of interim and permanent housing options**

<b>CoC</b>	Various agencies assess every program available; cities should have their own housing department/authority based on the needs of their population, Masterclass in how to develop and run a Wellness Center (Victorville), Utilize every program/apply for all funding/voucher programs available, identify areas with high homeless population/concentration and filter information for who would be most benefits by services, good candidates for additional options
<b>San Bernardino County</b>	Increase Housing Authority branches programs based on the Point in Time (PIT) Count and have each branch responsible for their own population/region. Get vouchers for the regions/cities based on the PIT for each branch to service their communities, have Housing Authority branches determine the fair market rate for vouchers based on their region/jurisdiction and allocate voucher use to areas where housing is available (this would require partnership with other cities/regions)
Given the individual roles and responsibilities identified above, describe and explain how all participating jurisdictions are or will begin to coordinate these efforts to develop adequate interim and permanent housing options to address and end homelessness in the region.	
<b>Coordination of and Connection to Service Delivery</b>	
Both the CoC and County will work local municipalities for a regionwide analysis of all resources available to local governments, non-profits, and faith-based organizations using an asset mapping approach. This will involve various for profit, non-profit developers, and the local Housing Authority of the County of San Bernardino. The key will be to focus on smaller solutions, such as unaccompanied women, veterans, or youth to make headway into solving homelessness. Identifying all funding and housing options available to cities with high homeless and at-risk populations will be crucial for understanding the amount of housing options available in each community.	
<b>Participating Jurisdictions</b>	
<b>CoC</b>	<b>Role(s) and Responsibilities in connection to service Delivery</b> IEHP and Inland SoCal United Way 211 update to their services from just information to include case managers and follow-up with the clients after referrals/information is provided, have a team process at 211, provide more resources for the operators to offer more than referrals, Superintendent of Schools, Molina, Kaiser, cities, various agencies participate in the discussions and planning, re-develop process from referrals only to referrals and follow-up, some case managing, have basic knowledge to provide to Housing Authority to properly guide people that contacts the CoC.
<b>San Bernardino County</b>	Public Health and the Housing Authority use flow chart to connect clients to programs, OHS, Animal Control, the Department of Behavioral Health (DBH), the Transitional Assistance Department (TAD), Sheriff participates on the Board and implements policy, suggests collaborative efforts.

Given the individual roles and responsibilities identified above, describe how all participating jurisdictions are or will begin to coordinate to provide the full array of services, including interim and permanent housing solutions to people experiencing and at-risk of experiencing homelessness in the region.

San Bernardino County and the CoC have been coordinating services and service delivery connections jointly for over a decade. The partnership has assisted in placing hundreds of individuals in housing, primarily through connections to mainstream services. The local Homeless Veterans Community Planning Group has assisted almost 2,000 individuals into housing since 2015, a partnership between the CoC and County. Some of the coordination activities provided through the local public sessions include:

- Who is doing what info needed to be able to know who is responsible for what.
- Transparency should be reflected through all connections and processes.
- Have the Housing Authority develop and implement a flow chart indicating where to direct clients to connect to programs.
- Have 211 update their services from just information to include case managers and follow-up with the clients after referrals/information is provided, have a team process at 211, provide more resources for the operators to offer more than referrals.
- Develop brochure with flow chart to market referrals/resources/services/programs, provide the brochure to departments that engage with the homeless and at-risk of homelessness populations.
- Have a staff person at school who can assist with identifying and assisting with students/families experiencing homelessness and at risk of homelessness-update the services provided by the Education liaisons.
- Collaborate with the service providers and agencies to create opportunities to graduate into voucher.
- Collaborate with cities to determine which ones can participate in developing PSH.
- Incentivize cities to develop properties for PSH.
- Have various CoCs occupy the properties developed to provide services.
- Collaborate with the Sheriff Department to develop plan/program.
- Develop a Board of the participating agencies to determine the roles/responsibility of each and develop/implement policy based on what the Board determines and agrees on.

## 2.2 System Performance Measures and Improvement Plan

1. **First** identify the most recent system performance measures for the region.
2. **Then** describe the key action(s) the region intends to take to improve each system performance measure.

### Guidance

*Cal ICH shall provide each region with system performance measures by CoC, with the exception of the LA region, which will receive data from all four CoCs within LA County. Applicants must enter that data in the corresponding metrics fields in the application. Applicants should not adjust the data provided even if the geographic region of the data does not perfectly align with the participating applicant geography of this application. Regions must have at least one key action for each system performance measure. All columns must be filled out for each action. For "Funding Type" enter Federal, State, Local, or the unique funding source type. To add additional actions or racial equity measures, add rows to the bottom of each table.*

Note: While Cal ICH expects most of the disparities listed to be based on race or ethnicity, applicants may identify other populations that are also overrepresented among people experiencing homelessness in the region.

**Definitions:**

- **Key Action(s)** may include a brief description of a strategic initiative or step identified to address or improve the specific system performance measure. This can be a policy, program, partnership, target metric, or any other approach which reflects an improvement and delivers positive impact. Provide a clear description of the action and its intended outcome.
- **Lead Entity** should include the name of the regional Eligible Applicant responsible for managing the key action.
- **Collaborating Entity/ies** may include a group, organization, or jurisdiction within your region working to address or improve the system performance measure. This can be another participating jurisdiction, a system partner, or any organization actively participating in the key action.
- **Timeframe** should include a target date for completion of the key action.
- **Success Measurement Method** may include a systematic approach or tool used to assess the effectiveness and impact of the key action on the performance measure. This can be quantitative measures, qualitative feedback, or any combination that provides insight into the progress and outcomes pertaining to the key action. Provide a clear description of how you plan to track and report on the success of your key action.

**SPM 1a: Number of people accessing services who are experiencing homelessness.**

<b>Measure</b>
<b>10,351</b>

**Key Action(s) for Improving SPM 1a**

Key Action(s)	Funding Source(s) the region intends to use to achieve the action	Funding Type (Federal/ State/ Local gov/Other)	Lead Entity	Collaborating Entity/ies	Timeframe for Action	Method(s) of Measuring success of the Action
Focus on Homelessness Prevention (i.e., rental assistance, arrears, utility assistance)	<ul style="list-style-type: none"> <li>• HHAP-5 prevention ESG</li> </ul>	<ul style="list-style-type: none"> <li>• State</li> <li>• Federal</li> <li>• State</li> </ul>	<ul style="list-style-type: none"> <li>• OHS &amp; HHAP Recipients County and cities</li> </ul>	<ul style="list-style-type: none"> <li>• CoC</li> <li>• SBC</li> <li>• Cities</li> </ul>	1 year from start of funding with quarterly reports	Quarterly reductions with an overall 10 percent reduction in number of people accessing services.
Developing a youth re-entry protocol and flow chart to distribute through all access points	<ul style="list-style-type: none"> <li>• THP</li> <li>• HNMP</li> <li>• Bridge</li> <li>• YHSI</li> <li>• HHAP 5</li> </ul>	<ul style="list-style-type: none"> <li>• State</li> </ul>	<ul style="list-style-type: none"> <li>• CFS</li> </ul>	<ul style="list-style-type: none"> <li>• DBH</li> <li>-</li> <li>• TAY</li> <li>• 211</li> <li>• SBC</li> <li>• Cities</li> </ul>	1 year from start of funding with option to update	1 year from start of funding with option to update

Strengthening networking and capacity for administrators	<ul style="list-style-type: none"> <li>• HHAP</li> <li>• HHIP</li> </ul>	State	OHS	<ul style="list-style-type: none"> <li>• CoC</li> <li>• 211</li> <li>• NPO</li> </ul>	3 years	Track number of sessions and attendance
Sharing an additional resource with individuals, such as: <ul style="list-style-type: none"> <li>• <a href="http://findhelp.org">findhelp.org</a></li> <li>• <a href="http://connectIE.org">connectIE.org</a></li> </ul>	<ul style="list-style-type: none"> <li>• HHAP 5</li> <li>• OHS</li> </ul>	<ul style="list-style-type: none"> <li>• State</li> <li>• County</li> </ul>	OHS	<ul style="list-style-type: none"> <li>• CoC</li> <li>• SBC</li> <li>• Cities</li> </ul>	3 years	Active resource guide and development of partnerships to advance capability of sharing resources
Improving socioeconomic and workforce opportunities, including targeting agencies that can help our communities	<ul style="list-style-type: none"> <li>• Workforce Innovation and Opportunity Act (WIOA)</li> <li>• TAD</li> <li>• Cal Fresh</li> <li>• WTW</li> <li>• Dept. of Rehabilitation (DoR)</li> </ul>	<ul style="list-style-type: none"> <li>• State</li> <li>• County</li> <li>• Federal</li> </ul>	OHS	<ul style="list-style-type: none"> <li>• Workforce Development (WDD)</li> <li>• TAD</li> <li>• DoR</li> </ul>	3 years	Number of clients exiting HMIS with workforce connection, increase income
Implement new Homeless Intake/Resource Hotline	<ul style="list-style-type: none"> <li>• HHAP-5</li> </ul>	<ul style="list-style-type: none"> <li>• State</li> <li>• Federal</li> </ul>	OHS	<ul style="list-style-type: none"> <li>• DBH</li> <li>• CFS</li> <li>• 211</li> <li>• TAD</li> </ul>	6 months	Universal assessment is utilized by all homeless providers
Explore development of application that notifies individuals experiencing homelessness about additional resources	<ul style="list-style-type: none"> <li>• HHAP-5</li> <li>• HHIP</li> </ul>	<ul style="list-style-type: none"> <li>• State</li> <li>• County</li> <li>• Federal</li> </ul>	OHS	<ul style="list-style-type: none"> <li>• CoC</li> <li>• CFS</li> <li>• 211</li> <li>• IEHP</li> </ul>	3 years	In phases: <ul style="list-style-type: none"> <li>• Gather SMEs that will advance creation of the application.</li> <li>• Designating the proper location and devices to communicate resources.</li> </ul> Go live with application

SPM 7.1a: Racial and ethnic disparities among those accessing services who are experiencing homelessness.

Racial or Ethnic Group	Measure	% in comparison to Measure 1a	Census Pop. Estimates % (July 1, 2022 – Census Quickfacts)	Overrepresented
Black/African American	3,991	38.6%	9.3%	Yes
Hispanic/Latino (of any race)	3,965	38.3%	56.2%	No
White	5,478	52.9%	75.3%	No
American Indian or Alaskan Native	277	2.7%	2.2%	Yes
Asian	54	0.5%	8.9%	No

<b>Native Hawaiian / Pacific Islander</b>	77	0.7%	0.5%	Yes
<b>Multiple Races</b>	285	2.8%	3.8%	No
<b>Unknown</b>	189	1.8%	-	

*Key Action(s) for Improving SPM 7.1a*

<b>Key Action(s)</b>	<b>Funding Source(s) the region intends to use to achieve the action</b>	<b>Funding Type (Federal// State/ Local.gov/Other)</b>	<b>Lead Entity</b>	<b>Collaborating Entity/ies</b>	<b>Timeframe for Action</b>	<b>Method(s) of Measuring success of the Action</b>
<b>Outreach to organizations/service providers that serve communities experiencing homelessness</b>	HHAP-5	State	OHS	<ul style="list-style-type: none"> <li>CoC</li> </ul>	Ongoing	<ul style="list-style-type: none"> <li>Increase number of service providers that enter into HMIS</li> <li>Expand the number of service providers throughout the county</li> </ul>
<b>Partner with Workforce Development agencies to strengthen community employment opportunities</b>	HHAP-5	State	Workforce Development Department (WDD)	<ul style="list-style-type: none"> <li>WDD</li> <li>Goodwill Industries</li> </ul>	Ongoing	Number of clients exiting HMIS with workforce connection, increase income

*SPM 1b: Number of people experiencing unsheltered homelessness on a single night (unsheltered PIT count)*

**Measure**  
**2,389**

*Key Action(s) for Improving SPM 1b*

<b>Key Action(s)</b>	<b>Funding Source(s) the region intends to use to achieve the action</b>	<b>Funding Type (Federal// State/ Local.gov/Other)</b>	<b>Lead Entity</b>	<b>Collaborating Entity/ies</b>	<b>Timeframe for Action</b>	<b>Method(s) of Measuring success of the Action</b>
<b>Increase the number and volume of housing specifically for the homeless.</b>	<ul style="list-style-type: none"> <li>PLHA Activity 6</li> <li>HOME Investment Partnership</li> </ul>	<ul style="list-style-type: none"> <li>State</li> <li>Federal and State</li> </ul>	<ul style="list-style-type: none"> <li>CDH and Developers</li> <li>County and cities</li> </ul>	<ul style="list-style-type: none"> <li>Housing Developers</li> <li>County</li> <li>Cities</li> </ul>	Annual assessment of PSH beds added to local inventory	Annual reduction in number of people experiencing unsheltered homelessness by 5% per annum.
<b>Increase the # of shelter beds throughout the county</b>	<ul style="list-style-type: none"> <li>Housing Development Fund</li> </ul>	<ul style="list-style-type: none"> <li>State</li> </ul>	<ul style="list-style-type: none"> <li>CDH and Developers</li> <li>County and cities</li> </ul>	<ul style="list-style-type: none"> <li>Housing Developers</li> <li>County</li> <li>Cities</li> </ul>	Annual assessment of shelter beds added to local inventory	Annual reduction in number of people experiencing unsheltered homelessness by 5% per annum.

<b>Increase # of recuperative care beds</b>	<ul style="list-style-type: none"> <li>Housing Development Fund</li> </ul>	<ul style="list-style-type: none"> <li>State</li> </ul>	<ul style="list-style-type: none"> <li>CDH and Developers</li> <li>County and cities</li> </ul>	<ul style="list-style-type: none"> <li>Housing Developers</li> <li>County</li> <li>Cities</li> </ul>	Annual assessment of recuperative care beds added to local inventory	Annual reduction in number of people recovering from injury or illness experiencing unsheltered homelessness by 6% per annum.
<b>Create a pathway to shelter individuals released from an institution</b>	<ul style="list-style-type: none"> <li>HHAP-5</li> <li>ILP (Independent Living Program)</li> </ul>	<ul style="list-style-type: none"> <li>State</li> </ul>	<ul style="list-style-type: none"> <li>OHS</li> </ul>	<ul style="list-style-type: none"> <li>Probation</li> <li>CFS (ILP) 241.1</li> <li>Committee</li> <li>County</li> <li>Cities</li> </ul>	Ongoing	Annual reduction in number of people being released from institution experiencing unsheltered homelessness by 4% per annum.

*SPM 7.1b: Racial and ethnic disparities among those experiencing unsheltered homelessness on a single night.*

Racial or Ethnic Group	Measure	% in comparison to Measure 1b	Census Pop. Estimates % (July 1, 2022 – Census Quickfacts)	Overrepresented
<b>Black/African American</b>	438	18.3%	9.3%	Yes
<b>Hispanic/Latino (of any race)</b>	882	36.9%	56.2%	No
<b>White</b>	1,452	60.8%	75.3%	No
<b>American Indian or Alaskan Native</b>	84	3.5%	2.2%	Yes
<b>Asian</b>	34	1.4%	8.9%	No
<b>Native Hawaiian / Pacific Islander</b>	18	0.8%	0.5%	Yes
<b>Multiple Races</b>	363	15.2%	3.8%	Yes
<b>Unknown</b>	-	-	-	-

*Key Action(s) for Improving SPM 7.1b*

Key Action(s)	Funding Source(s) the region intends to use to achieve the action	Funding Type (Federal/ State/ Local gov/ Other)	Lead Entity	Collaborating Entity/ies	Timeframe for Action	Method(s) of Measuring success of the Action
<b>Create and deliver surveys to over-represented populations in the county</b>	<ul style="list-style-type: none"> <li>HHAP-5</li> </ul>	<ul style="list-style-type: none"> <li>State</li> </ul>	<ul style="list-style-type: none"> <li>OHS</li> </ul>	<ul style="list-style-type: none"> <li>CoC</li> <li>County</li> <li>Cities</li> </ul>	Annual assessment of people accessing services	More people who are overrepresented accessing HMIS
<b>Increase outreach in over-represented populations in the county</b>	<ul style="list-style-type: none"> <li>HHAP-5</li> </ul>	<ul style="list-style-type: none"> <li>State</li> </ul>	<ul style="list-style-type: none"> <li>OHS</li> </ul>	<ul style="list-style-type: none"> <li>CoC</li> <li>County</li> <li>Cities</li> </ul>	Annual assessment of people accessing services	More people who are overrepresented accessing the County's CoC

Increase service providers from the overrepresented populations	<ul style="list-style-type: none"> <li>• HHAP-5</li> </ul>	<ul style="list-style-type: none"> <li>• State</li> </ul>	<ul style="list-style-type: none"> <li>• OHS</li> </ul>	<ul style="list-style-type: none"> <li>• CoC</li> <li>• County</li> <li>• Cities</li> </ul>	Annual assessment of people accessing services	Increased number of service providers who represent overrepresented population by 8%
Hire a consultant to train prospective and existing service providers of overrepresented population on the RFP submission process	<ul style="list-style-type: none"> <li>• HHAP-5</li> </ul>	<ul style="list-style-type: none"> <li>• State</li> </ul>	<ul style="list-style-type: none"> <li>• OHS</li> </ul>	<ul style="list-style-type: none"> <li>• CoC</li> <li>• County</li> <li>• Cities</li> </ul>	1 year	Track number of sessions and attendance

*SPM 2: Number of people accessing services who are experiencing homelessness for the first time.*

**Measure**  
**7,130**

**Key Action(s) for Improving SPM 2**

Key Action(s)	Funding Source(s) the region intends to use to achieve the action	Funding Type (Federal// State/ Local gov/Other)	Lead Entity	Collaborating Entity/ies	Timeframe for Action	Method(s) of Measuring success of the Action
<b>EXAMPLE: Focus on public support systems to help prevent and exit homelessness (i.e., SSI/SSP, CalWORKS, etc.)</b>	<ul style="list-style-type: none"> <li>• CalWORKS Homeless Assistance Grant and HSP</li> <li>• HDAP</li> <li>• APS</li> </ul>	Federal and State funding sources	<ul style="list-style-type: none"> <li>• TAD</li> <li>• OHS</li> <li>• SSA</li> <li>• DAAS</li> <li>• DBH</li> </ul>	<ul style="list-style-type: none"> <li>• CoC</li> <li>• Non-profits and faith-based org.</li> <li>• County agencies</li> </ul>	Implement immediate upon funding with quarterly reviews	Annual reduction in number of people accessing services who are experiencing homelessness for the first time by 5% per year.
<b>Access to have available support systems (education)</b>	<ul style="list-style-type: none"> <li>• CalWORKS</li> <li>• APS</li> </ul>	State	SBCSS	County agencies	Ongoing	Increase in number of people accessing services
<b>Increase in CalWORKS due to increase in cost of living/SSI Limits</b>	<ul style="list-style-type: none"> <li>• CalWORKS</li> <li>• APS</li> </ul>	State	TAD	County agencies	Ongoing	SSI increase
<b>Soft Skills</b>	<ul style="list-style-type: none"> <li>• Department of Rehabilitation</li> <li>• WDD</li> </ul>	State	OHS	<ul style="list-style-type: none"> <li>• County agencies</li> <li>• CoC</li> </ul>	Ongoing	Boost in income for families experiencing homelessness

<b>After Care Skills and Job Opportunities/Enhanced Case Management</b>	ECM	IEHP	OHS	<ul style="list-style-type: none"> <li>CoC</li> <li>SBC</li> <li>Non-profit agencies</li> <li>IEHP</li> </ul>	Ongoing until family can sustain housing	Reduction by 10% of recidivism rate in homelessness
<b>On the Job Training</b>	<ul style="list-style-type: none"> <li>CalWORKs</li> <li>Department of Rehabilitation</li> <li>WDD</li> </ul>	State	OHS	<ul style="list-style-type: none"> <li>CoC</li> <li>SBC</li> <li>Non-profit agencies</li> </ul>	Ongoing	Increase of 10% of the number of people experiencing homelessness in employment
<b>Technology (Obama Phone) with Wi-Fi access and Application to update services needed</b>	HHIP	State	OHS	<ul style="list-style-type: none"> <li>211</li> <li>CoC</li> <li>Non-profit agencies</li> <li>IEHP</li> </ul>	Ongoing	Increase of 10% in number of people accessing services

*SPM 7.2: Racial and ethnic disparities in the number of people accessing services who are experiencing homelessness for the first time.*

Racial or Ethnic Group	Measure	% in comparison to Measure 2	Census Pop. Estimates % (July 1, 2022 – Census Quickfacts)	Overrepresented
<b>Black/African American</b>	2,770	38.9%	9.3%	Yes
<b>Hispanic/Latino (of any race)</b>	2,748	38.5%	56.2%	No
<b>White</b>	3,701	51.9%	75.3%	No
<b>American Indian or Alaskan Native</b>	199	2.8%	2.2%	Yes
<b>Asian</b>	41	0.6%	8.9%	No
<b>Native Hawaiian / Pacific Islander</b>	59	0.8%	0.5%	Yes
<b>Multiple Races</b>	182	2.6%	3.8%	No
<b>Unknown</b>	178	2.5%	-	

*Key Action(s) for Improving SPM 7.2*

Key Action(s)	Funding Source(s) the region intends to use to achieve the action	Funding Type (Federal// State/ Local gov//Other)	Lead Entity	Collaborating Entity/ies	Timeframe for Action	Method(s) of Measuring success of the Action
<b>Explore opportunities to place Kiosk in accessible location – i.e. Libraries</b>	<ul style="list-style-type: none"> <li>HHAP</li> </ul>	<ul style="list-style-type: none"> <li>State</li> </ul>	<ul style="list-style-type: none"> <li>OHS</li> </ul>	<ul style="list-style-type: none"> <li>County</li> <li>CoC</li> <li>Providers</li> </ul>	1 year	Decrease the length of time it takes to initially receive services

<b>Increase number of shelter beds</b>	<ul style="list-style-type: none"> <li>Housing Development Fund</li> </ul>	<ul style="list-style-type: none"> <li>State</li> </ul>	<ul style="list-style-type: none"> <li>CDH and Developers County and cities</li> </ul>	<ul style="list-style-type: none"> <li>Housing Developers County Cities</li> </ul>	Annual assessment of shelter beds added to local inventory	Annual reduction in number of people experiencing unsheltered homelessness by 5% per annum.
--	--	---	--	--	--	---

**SPM 3: Number of people exiting homelessness into permanent housing.**

**Measure 3,285**

**Key Action(s) for Improving SPM 3**

Key Action(s)	Funding Source(s) the region intends to use to achieve the action	Funding Type (Federal/ State/ Local gov/Other)	Lead Entity	Collaborating Entity/ies	Timeframe for Action	Method(s) of Measuring success of the Action
<b>Enhance long-term rental subsidy programs to maintain ongoing subsidies for permanent housing placement</b>	<ul style="list-style-type: none"> <li>HHAP</li> <li>PLHA</li> <li>CoC</li> <li>FUP</li> </ul>	<ul style="list-style-type: none"> <li>State</li> <li>Federal</li> </ul>	<ul style="list-style-type: none"> <li>Community Revitalization</li> </ul>	<ul style="list-style-type: none"> <li>CoC</li> <li>HACSB</li> <li>County</li> <li>Cities</li> </ul>	Ongoing as long as subsidies are needed	Measurement of data for successful exits through the Homeless Management Information System increasing exits by 10% per population.
<b>Connection with Medi-Cal and SSI</b>	<ul style="list-style-type: none"> <li>CoC</li> <li>DHCS collaborated recipients</li> </ul>	<ul style="list-style-type: none"> <li>Federal</li> <li>State</li> <li>SBC</li> </ul>	<ul style="list-style-type: none"> <li>TAD</li> </ul>	<ul style="list-style-type: none"> <li>CoC</li> </ul>	Ongoing	Increase number of clients connected to services
<b>Enhance programs to connect with landlords with providers working with people who have housing vouchers</b>	<ul style="list-style-type: none"> <li>HUD grants</li> <li>HHAP</li> </ul>	<ul style="list-style-type: none"> <li>Federal</li> <li>State</li> </ul>	<ul style="list-style-type: none"> <li>OHS</li> </ul>	<ul style="list-style-type: none"> <li>Housing Authority</li> <li>Homeless Providers</li> </ul>	Ongoing	Increase the number of landlords by 10% that accept housing vouchers
<b>Re-establishment with the community, connect families with individuals with local benefit programs (i.e., CalWORKs)</b>	<ul style="list-style-type: none"> <li>Pace program</li> </ul>	<ul style="list-style-type: none"> <li>State</li> </ul>	<ul style="list-style-type: none"> <li>TAD</li> <li>Homeless Providers</li> </ul>	<ul style="list-style-type: none"> <li>211 CES</li> </ul>	Ongoing	Boost in connection of families to local benefit programs
<b>Strengthening relationship between managed care plan and housing provider/property management liaisons</b>	<ul style="list-style-type: none"> <li>HHIP</li> </ul>	<ul style="list-style-type: none"> <li>State</li> </ul>	<ul style="list-style-type: none"> <li>OHS</li> </ul>	<ul style="list-style-type: none"> <li>IEHP</li> <li>Community Health Workers</li> </ul>	Ongoing	Assess the number of people who are retaining housing after placement

<ul style="list-style-type: none"> <li>• HHAP</li> <li>• HUD/ESG (Life ARC)</li> <li>• HUD HOME Investment HOME</li> <li>• Investment America</li> </ul>	<ul style="list-style-type: none"> <li>• State Federal</li> </ul>	<ul style="list-style-type: none"> <li>• OHS</li> </ul>	<ul style="list-style-type: none"> <li>• CoC HACSB</li> <li>• SBC</li> <li>• Cities</li> </ul>	Ongoing as long as housing is needed	Assess the number of PSH units within the County
--	---	---	--	--------------------------------------	--

SPM 7.3: Racial and ethnic disparities in the number of people exiting homelessness into permanent housing.

Racial or Ethnic Group	Measure	% in comparison to Measure 3	Number accessing services who are experiencing homelessness	% exiting homelessness into permanent housing from those accessing services
Black/African American	1,462	44.5%	3,991	36.6%
Hispanic/Latino (of any race)	†	-	3,965	-
White	1,632	49.7%	5,478	29.8%
American Indian or Alaskan Native	63	1.9%	277	22.7%
Asian	14	0.4%	54	25.9%
Native Hawaiian / Pacific Islander	31	0.9%	77	40.3%
Multiple Races	†	-	285	-
Unknown	***	-	189	-

† Data point suppressed: when small values are obscured, but could be calculated via subtraction, the next-highest number, which may be >10, is also suppressed, per State of California privacy policies.

\*\*\* Data suppressed due to the small number of people reported in this category, per State of California privacy policies.

Key Action(s) for Improving SPM 7.3

Key Action(s)	Funding Source(s) the region intends to use to achieve the action	Funding Type (Federal// State/ Local gov/Other)	Lead Entity	Collaborating Entity/ies	Timeframe for Action	Method(s) of Measuring success of the Action
Meet with and establish connection with NHSIE	<ul style="list-style-type: none"> <li>• HHAP</li> </ul>	<ul style="list-style-type: none"> <li>• State</li> </ul>	<ul style="list-style-type: none"> <li>• OHS</li> </ul>	<ul style="list-style-type: none"> <li>• CoC</li> <li>• County</li> <li>• Cities</li> </ul>	6 months	Assess the time in which connection is made
Establish a program that leads to homeownership by 10 community members	<ul style="list-style-type: none"> <li>• Housing Development Grant</li> <li>• HHAP</li> </ul>	<ul style="list-style-type: none"> <li>• State and Local funds</li> </ul>	<ul style="list-style-type: none"> <li>• OHS</li> </ul>	<ul style="list-style-type: none"> <li>• CoC</li> <li>• County</li> <li>• Cities</li> </ul>	3 years	Successful purchase of homes for 10 community members

Explore of development of a fund that can assist with deposits for homeownership	<ul style="list-style-type: none"> <li>• HHAP</li> <li>• HUD/ESG (Life ARC)</li> <li>• HUD HOME Investment</li> <li>• HOME Investment America</li> </ul>	<ul style="list-style-type: none"> <li>• Federal</li> <li>• State</li> <li>• County</li> </ul>	<ul style="list-style-type: none"> <li>• OHS</li> </ul>	<ul style="list-style-type: none"> <li>• CoC</li> <li>• County</li> <li>• Cities</li> </ul>	1 year	Establishment of a program to fund deposit for homeownership
--	--	--	---	---	--------	--

*SPM 4: Average length of time that people experienced homelessness while accessing services.*

<b>Measure</b>
<b>119</b>

*Key Action(s) for Improving SPM 4*

Key Action(s)	Funding Source(s) the region intends to use to achieve the action	Funding Type (Federal/ State/ Local gov/Other)	Lead Entity	Collaborating Entity/ies	Timeframe for Action	Method(s) of Measuring success of the Action
Strengthen a well-thought-out Rapid Rehousing program to lower the time a household experiences homelessness	<ul style="list-style-type: none"> <li>• CoC</li> <li>• ESG</li> <li>• SSVF</li> <li>• CalWORKs</li> </ul>	<ul style="list-style-type: none"> <li>• Federal</li> <li>• State</li> </ul>	<ul style="list-style-type: none"> <li>• Community Revitalization</li> <li>• SSVF Providers</li> <li>• County</li> </ul>	<ul style="list-style-type: none"> <li>• CoC</li> <li>• SBC</li> <li>• ESG</li> <li>• entitlement cities</li> </ul>	Ongoing with quarterly review of performance data	Quarterly review of HMIS data to determine change in average length of time household experience homelessness.
Centralized Center/Wellness Center	<ul style="list-style-type: none"> <li>• HHAP</li> <li>• THP</li> <li>• HNMP</li> </ul>	Federal	OHS	CoC	Ongoing	Review of clients being served and housed/Amount of time stayed
Strengthen the collaboration of partners to assist with streamlining services, include DMV, SSI, PH, Comm.Hosp, VA	<ul style="list-style-type: none"> <li>• HHAP</li> </ul>	<ul style="list-style-type: none"> <li>• Federal</li> <li>• State</li> </ul>	OHS	CoC	Review	Increase in the number of clients served by DMV SSI etc.

*SPM 7.4: Racial and ethnic disparities in the average length of time that people experienced homelessness while accessing services.*

Racial or Ethnic Group	Measure	% in comparison to Measure 4	Number of days above or below average	Overrepresented
<b>Black/African American</b>	122	102.5%	3 days above average	Yes
<b>Hispanic/Latino (of any race)</b>	105	88.2%	14 days below average	No

White	121	101.7%	2 days above average	Yes
American Indian or Alaskan Native	102	85.7%	17 days below average	No
Asian	109	91.6%	10 days below average	No
Native Hawaiian / Pacific Islander	78	65.6%	41 days below average	No
Multiple Races	121	101.7%	2 days above average	Yes
Unknown	42	35.3%	77 days below average	No

*Key Action(s) for Improving SPM 7.4*

Key Action(s)	Funding Source(s) the region intends to use to achieve the action	Funding Type (Federal/ State/ Local gov/Other)	Lead Entity	Collaborating Entity/ies	Timeframe for Action	Method(s) of Measuring success of the Action
Increase number of shelter beds	<ul style="list-style-type: none"> <li>Housing Development Fund</li> </ul>	<ul style="list-style-type: none"> <li>State</li> </ul>	<ul style="list-style-type: none"> <li>CDH and County</li> <li>Developers and cities</li> </ul>	<ul style="list-style-type: none"> <li>Housing Developers</li> <li>County</li> <li>Cities</li> </ul>	Annual assessment of shelter beds added to local inventory 6 months	Annual reduction in time people experiencing unsheltered homelessness by 5% per annum.
Provide training on Diversion	<ul style="list-style-type: none"> <li>HHAP</li> </ul>	<ul style="list-style-type: none"> <li>State</li> </ul>	<ul style="list-style-type: none"> <li>OHS</li> </ul>	<ul style="list-style-type: none"> <li>CoC</li> <li>County</li> <li>Cities</li> </ul>	6 months Assess the number of people diverted from shelters	Assess the number of people diverted from shelters

*SPM 5: Percent of people who return to homelessness within 6 months of exiting the homelessness response system to permanent housing.*

<b>Measure</b>	<b>10%</b>
----------------	------------

*Key Action(s) for Improving SPM 5*

Key Action(s)	Funding Source(s) the region intends to use to achieve the action	Funding Type (Federal/ State/ Local gov/Other)	Lead Entity	Collaborating Entity/ies	Timeframe for Action	Method(s) of Measuring success of the Action
Establish a support system to contact households who exit to permanent housing within 5-6 months to monitor stabilization and provide resources	<ul style="list-style-type: none"> <li>HHAP-5</li> </ul>	<ul style="list-style-type: none"> <li>State</li> </ul>	<ul style="list-style-type: none"> <li>OHS</li> </ul>	<ul style="list-style-type: none"> <li>CoC</li> </ul>	Immediate with regular check-ins with participants who exited to PH.	Regular HMIS reports to follow-up agency noting exits prior to the 6-month exit.

<b>Technology Application</b>	<ul style="list-style-type: none"> <li>• HHAP</li> </ul>	<ul style="list-style-type: none"> <li>• State</li> </ul>	<ul style="list-style-type: none"> <li>• OHS</li> </ul>	<ul style="list-style-type: none"> <li>• SBC</li> </ul>	1 year	Increase the number of people accessing care through app
<b>Enhanced Care Management (ECM) After Care</b>	<ul style="list-style-type: none"> <li>• IEHP Molina</li> </ul>	<ul style="list-style-type: none"> <li>• State</li> </ul>	<ul style="list-style-type: none"> <li>• IEHP Molina</li> </ul>	<ul style="list-style-type: none"> <li>• CoC Homeless Providers</li> </ul>	Ongoing	Asses the number of people who remain in housing
<b>Community Health Worker/Certification of Community Health Worker (CHW)</b>	<ul style="list-style-type: none"> <li>• Medi-Cal</li> </ul>	<ul style="list-style-type: none"> <li>• State</li> </ul>	<ul style="list-style-type: none"> <li>• OHS</li> </ul>	<ul style="list-style-type: none"> <li>• Various agencies</li> </ul>	Ongoing	Assess the number of people who complete the CHW program

*SPM 7.5: Racial and ethnic disparities in the percent of people who return to homelessness within 6 months of exiting the homelessness response system to permanent housing.*

Racial or Ethnic Group	Measure	Above or below average in comparison to Measure 5
Black/African American	9%	1% below average
Hispanic/Latino (of any race)	11%	1% above average
White	11%	1% above average
American Indian or Alaskan Native	5%	5% below average
Asian	0%	-
Native Hawaiian / Pacific Islander	26%	16% above average
Multiple Races	6%	4% below average
Unknown	0%	-

*Key Action(s) for Improving SPM 7.5*

Key Action(s)	Funding Source(s) the region intends to use to achieve the action	Funding Type (Federal/ State/ Local gov/Other)	Lead Entity	Collaborating Entity/ies	Timeframe for Action	Method(s) of Measuring success of the Action
<b>Examine the creation of a Resiliency Fund</b>	HHAP	Federal State local	OHS	<ul style="list-style-type: none"> <li>• CoC</li> <li>• County</li> <li>• Cities</li> </ul>	1 year	Decrease in the number of families returning to homelessness in six months
<b>Partner with Workforce Development agencies to strengthen community employment opportunities</b>	HHAP-5	State	Workforce Development Department (WDD)	<ul style="list-style-type: none"> <li>• WDD</li> <li>• Goodwill Industries</li> </ul>	Ongoing	Number of clients exiting HMIS with workforce connection, increase income

Explore agencies that can help families with credit repair	HHAP	State	OHS	<ul style="list-style-type: none"> <li>CoC</li> <li>County</li> <li>Cities</li> </ul>	6 months	Assess the number of families connected with credit repair services
Collaborate with Shelter Court	HHAP	State	OHS	<ul style="list-style-type: none"> <li>CoC</li> <li>County</li> <li>Cities</li> </ul>	6 months	Assess the number of families accessing shelter court services

*SPM 6: Number of people with successful placements from street outreach projects.*

<b>Measure</b>	297
----------------	-----

*Key Action(s) for Improving SPM 6*

Key Action(s)	Funding Source(s) the region intends to use to achieve the action	Funding Type (Federal/ State/ Local gov/Other)	Lead Entity	Collaborating Entity/ies	Timeframe for Action	Method(s) of Measuring success of the Action
Expand the Coordinated Outreach Resources and Engagement (CORE) program to ensure outreach and engagement	<ul style="list-style-type: none"> <li>HHAP</li> <li>ESG</li> </ul>	<ul style="list-style-type: none"> <li>State</li> <li>Federal/ State</li> </ul>	<ul style="list-style-type: none"> <li>Community Revitalization</li> </ul>	<ul style="list-style-type: none"> <li>CoC</li> <li>County</li> <li>Cities</li> </ul>	Weekly coordination meetings with quarterly updates provided.	Increase in the number of people successfully placed into the appropriate service system through street outreach projects.
Increase or create transportation systems for people who are willing to accept payments	<ul style="list-style-type: none"> <li>D.OT.</li> <li>IEHP</li> <li>Omni Trans</li> </ul>	<ul style="list-style-type: none"> <li>State</li> <li>Federal</li> </ul>	<ul style="list-style-type: none"> <li>Every City</li> </ul>	<ul style="list-style-type: none"> <li>Cities</li> <li>SBC</li> <li>Transportation Agencies</li> <li>UBER</li> <li>LYFT</li> </ul>	<ul style="list-style-type: none"> <li>Up to 1 year</li> <li>Monthly/Weekly – 6 months</li> </ul>	# of clients served and stayed in placement

*SPM 7.6: Racial and ethnic disparities in the number of people with successful placements from street outreach projects*

Racial or Ethnic Group	Measure	% in comparison to Measure 6	Number accessing services who are experiencing homelessness	% exiting homelessness into permanent housing from those accessing services
Black/African American	94	31.7%	3,991	36.6%
Hispanic/Latino (of any race)	140	47.1%	3,965	-

White	179	60.3%	5,478	29.8%
American Indian or Alaskan Native	***	-	277	22.7%
Asian	***	-	54	25.9%
Native Hawaiian / Pacific Islander	0	0%	77	40.3%
Multiple Races	13	4.4%	285	-
Unknown	0	0%	189	-

\*\*\* Data suppressed due to the small number of people reported in this category, per State of California privacy policies.

### Key Action(s) for Improving SPM 7.6

Key Action(s)	Funding Source(s) the region intends to use to achieve the action	Funding Type (Federal/ State/ Local gov/Other)	Lead Entity	Collaborating Entity/ies	Timeframe for Action	Method(s) of Measuring success of the Action
Ensure accurate tracking of individuals connected to outreach in Clarity	HHAP	State	OHS	<ul style="list-style-type: none"> <li>CoC</li> <li>County</li> <li>Cities</li> </ul>	Ongoing	Assess the number of individuals being connected to outreach projects
Conduct resource fairs in underserved communities	HHAP	State	OHS	<ul style="list-style-type: none"> <li>CoC</li> <li>County</li> <li>Cities</li> </ul>	Ongoing	Resource fairs will lead to successful connections to supportive resources

## 2.3 Equity Improvement Plan

1. Identify and describe the key action(s) the region will take to ensure racial and gender equity in 1) service delivery; 2) housing placements; and 3) housing retention; and 4) identify any changes to procurement or other means to affirm equitable access to housing and services for groups overrepresented among residents experiencing homelessness.
2. Identify if place-based encampment resolution is occurring in the region and if so, CoC must describe and provide evidence of collaboration with the cities or counties providing encampment resolution services that addresses how people served through encampment resolution have or will be prioritized for permanent housing within the Coordinated Entry System.

OPTIONAL: upload any evidence the region would like to provide regarding collaboration and/or prioritization as it relates to question 2.

### Guidance

Of the four tables below, the first three must include at a minimum one key action to address racial equity and one key action to address gender equity.

The fourth and final table must include at least one key action.

To add additional actions, add rows to the bottom of the table.

Definitions:

- **Key Action(s)** may include a brief description of a strategic initiative or step identified to address or improve the inequity. This can be a policy, program, partnership, target metric, or any other approach which reflects an improvement and delivers positive impact. Provide a clear description of the action and its intended outcome.
- **Lead Entity** should include the name of the regional Eligible Applicant responsible for managing the key action.
- **Collaborating Entity/ies** may include a group, organization, or jurisdiction within your region working to address or improve the inequity. This can be another participating jurisdiction, a system partner, or any organization actively participating in the key action.

Key Action(s) the Region Will Take to Ensure Racial and Gender Equity in Service Delivery

Key Action(s)	Lead Entity	Collaborating Entity/ies
<ul style="list-style-type: none"> <li>• Enhanced Care Management-Justice Involved, must meet 1 of the criteria for Pre-release screening for admission to transitional housing for people pending release from institutions</li> <li>• Visuals in offices to demonstrate representation and a welcoming comfortable environment</li> <li>• Increase of marketing and public relations</li> <li>• Representation of those who disseminate resources</li> <li>• Baseline training in what is gender and racial equity</li> <li>• Understanding the racial make-up of your area</li> <li>• Improve prescreening to be more specific</li> <li>• Policy holds every accountable</li> </ul>	<ul style="list-style-type: none"> <li>• CoC</li> <li>• All Service Providers/Every Organization</li> <li>• ICH Steering Committee</li> </ul>	<ul style="list-style-type: none"> <li>• Sheriff's Dept.</li> <li>• Probation Dept.</li> <li>• OHS</li> </ul>
<ul style="list-style-type: none"> <li>• Use prioritization for the most impacted populations for prescreening when released from hospitals, must meet 1 of the criteria</li> <li>• Ongoing dialogue and training of DEI, phases of the topics/matter</li> <li>• CBO-CoC understand their areas</li> <li>• ESRI demographics</li> <li>• Standardize the definition of equity</li> </ul>	<ul style="list-style-type: none"> <li>• CoC</li> <li>• All Service Providers/Every Organization</li> <li>• OHS</li> </ul>	<ul style="list-style-type: none"> <li>• OHS</li> <li>• ARMC</li> <li>• Dept. of Healthcare Services</li> <li>• All Service Providers/Every Organization</li> </ul>
<ul style="list-style-type: none"> <li>• Transitional Housing that offers job training, life skills, transportation services and case management prioritized for the populations most impacted</li> <li>• Looking at where has been invested</li> <li>• Data sharing between organizations countywide</li> <li>• Detox Centers for intermediate cases</li> <li>• Staff training for fair and equitable treatment</li> </ul>	<ul style="list-style-type: none"> <li>• COC</li> <li>• All Service Providers/Every Organization</li> <li>• OHS</li> <li>• Community Revitalization</li> </ul>	<ul style="list-style-type: none"> <li>• Real Estates Services</li> <li>• Land Use Depts</li> <li>• ESRI</li> <li>• Cities</li> </ul>
<ul style="list-style-type: none"> <li>• Use PITC data to prioritize the disproportionate populations</li> <li>• Develop an Infant Mortality service delivery program for expecting mothers for all hospitals to have as a policy</li> <li>• Review approaches to include DEI-contracts, proposals, etc., include DEI language in proposals</li> <li>• Innovative programs to reach the specific populations</li> </ul>	<ul style="list-style-type: none"> <li>• Public Health</li> <li>• All Service Providers/Every Organization</li> <li>• OHS</li> </ul>	<ul style="list-style-type: none"> <li>• Children's Network</li> <li>• OHS</li> <li>• ESRI</li> <li>• HMIS</li> </ul>

<ul style="list-style-type: none"> <li>Share data with all entities</li> </ul>			
--	--	--	--

**Key Action(s) the Region Will Take to Ensure Racial and Gender Equity in Housing Placements**

		Lead Entity	Collaborating Entity/ies
<b>Key Action(s)</b>			
<ul style="list-style-type: none"> <li>Use PITC data to prioritize the disproportionate populations and develop a universal prescreening process</li> <li>Research on where/what funding is being invested in-data</li> <li>Understanding bed availability</li> <li>Reporting daily bed availability</li> <li>Data sharing</li> <li>Develop plan to have a liaison who stays in contact with the client and service providers to provide update on status of housing opportunities/resources and location of the client, during search for housing and for a period of time, after housing is secured</li> <li>Identifying location of placements-looking at data to determine where higher placements are being done</li> <li>Identifying location of placements, looking at data to determine where higher placements are being done</li> <li>Develop communication plan to engage CBOs and inform of available funding, outreach to agencies/service providers, specifically, smaller agencies, Faith Based Organizations</li> <li>Understanding disparity/is there a racial disparity/Who's being housed</li> <li>Develop brochure to inform agencies of the available resources for the targeted population, leverage existing contracts to connect with potential providers</li> </ul>	<ul style="list-style-type: none"> <li>OHS</li> <li>All Service Providers</li> <li>CBOs</li> <li>CoC</li> <li>2-11</li> <li>OHS</li> </ul>	<ul style="list-style-type: none"> <li>CoC</li> <li>All Service Providers</li> </ul>	<ul style="list-style-type: none"> <li>HMIS</li> <li>CBOs</li> </ul>
<ul style="list-style-type: none"> <li>Develop plan to have a liaison who stays in contact with the client and service providers to provide update on status of housing opportunities/resources and location of the client, during search for housing and for a period of time, after housing is secured</li> <li>Identifying location of placements-looking at data to determine where higher placements are being done</li> <li>Identifying location of placements, looking at data to determine where higher placements are being done</li> <li>Develop communication plan to engage CBOs and inform of available funding, outreach to agencies/service providers, specifically, smaller agencies, Faith Based Organizations</li> <li>Understanding disparity/is there a racial disparity/Who's being housed</li> <li>Develop brochure to inform agencies of the available resources for the targeted population, leverage existing contracts to connect with potential providers</li> </ul>	<ul style="list-style-type: none"> <li>OHS</li> </ul>	<ul style="list-style-type: none"> <li>InnRoads</li> <li>TAD-Homeless Services Worker</li> </ul>	<ul style="list-style-type: none"> <li>ARMC</li> <li>All Service Providers</li> <li>Landlords</li> <li>Property Managers</li> </ul>
<ul style="list-style-type: none"> <li>Develop communication plan to engage CBOs and inform of available funding, outreach to agencies/service providers, specifically, smaller agencies, Faith Based Organizations</li> <li>Understanding disparity/is there a racial disparity/Who's being housed</li> <li>Develop brochure to inform agencies of the available resources for the targeted population, leverage existing contracts to connect with potential providers</li> </ul>	<ul style="list-style-type: none"> <li>OHS</li> </ul>	<ul style="list-style-type: none"> <li>Faith Based Organizations</li> </ul>	<ul style="list-style-type: none"> <li>CoC</li> <li>HMIS</li> </ul>
<ul style="list-style-type: none"> <li>Develop brochure to inform agencies of the available resources for the targeted population, leverage existing contracts to connect with potential providers</li> </ul>	<ul style="list-style-type: none"> <li>Dept. of Public Health</li> </ul>	<ul style="list-style-type: none"> <li>Planned Parenthood</li> </ul>	<ul style="list-style-type: none"> <li>TAD</li> <li>WIC</li> </ul>

**Key Action(s) the Region Will Take to Ensure Racial and Gender Equity in Housing Retention**

		Lead Entity	Collaborating Entity/ies
<b>Key Action(s)</b>			
<ul style="list-style-type: none"> <li>Offer incentives to landlords/property owners specifically servicing the targeted populations and those with vouchers connected to specific programs that target the most impacted</li> <li>Encourage training/guidance on homeownership</li> <li>Follow-up with CMS</li> <li>Understand stats and data</li> <li>Develop a transition team to address issues after the client receives housing or housing services such as deposits and pre-paid rent, consider clients who were previously homeless or at risk of homelessness, at-risk for a year after receiving housing, provide case management to all at-risk clients</li> <li>Create a resiliency fund to assist with housing deposits</li> <li>Data of number of men housed/women housed</li> <li>Share housing plans/Cultural Competency</li> </ul>	<ul style="list-style-type: none"> <li>OHS</li> <li>All Service Providers</li> <li>CoC</li> <li>OHS</li> </ul>	<ul style="list-style-type: none"> <li>All Service Providers</li> </ul>	<ul style="list-style-type: none"> <li>Real Estate Services Housing Authority</li> <li>DBH</li> <li>OHS</li> <li>TAD-CaIWORKS</li> <li>InRoads</li> <li>Regional Engagement Teams</li> </ul>
<ul style="list-style-type: none"> <li>Offer incentives to landlords/property owners specifically servicing the targeted populations and those with vouchers connected to specific programs that target the most impacted</li> <li>Encourage training/guidance on homeownership</li> <li>Follow-up with CMS</li> <li>Understand stats and data</li> <li>Develop a transition team to address issues after the client receives housing or housing services such as deposits and pre-paid rent, consider clients who were previously homeless or at risk of homelessness, at-risk for a year after receiving housing, provide case management to all at-risk clients</li> <li>Create a resiliency fund to assist with housing deposits</li> <li>Data of number of men housed/women housed</li> <li>Share housing plans/Cultural Competency</li> </ul>	<ul style="list-style-type: none"> <li>OHS</li> <li>All Service Providers</li> <li>CoC</li> <li>OHS</li> </ul>	<ul style="list-style-type: none"> <li>All Service Providers</li> </ul>	<ul style="list-style-type: none"> <li>CoC</li> <li>Developers</li> <li>DAAS</li> <li>Rapid Response Teams</li> <li>Peer and Family Liaisons</li> </ul>

	<ul style="list-style-type: none"> <li>Connect clients with Re-Unification Team that helps re-engagement them to the community</li> <li>Build pathway to encourage saving money to use towards housing deposits</li> <li>Lived Experience/Peer sponsors-P2P (Peer to Peer Support)</li> <li>Community/Culture Support</li> <li>Life Skills Training referrals prioritized for the targeted populations, can be received from service providers to TAD</li> </ul>	<ul style="list-style-type: none"> <li>CoC</li> <li>TAD</li> </ul>	<ul style="list-style-type: none"> <li>Faith Based Organizations</li> <li>Workforce Development</li> <li>OHS</li> <li>OHS</li> <li>DBH</li> <li>ARMC</li> <li>Health Care in Action</li> <li>DAAS</li> </ul>	<ul style="list-style-type: none"> <li>Service Providers</li> </ul>
--	--	--	--	---

Key Action(s) the Region Will Take to Change Procurement or Other Means to Affirm Equitable Access to Housing and Services for Overrepresented Groups Among People Experiencing Homelessness in the Region

Key Action(s)	Lead Entity	Collaborating Entity/ies
<ul style="list-style-type: none"> <li>Contract service providers with programs specifically targeted to those overrepresented and in areas of the overrepresented populations</li> <li>Include language/requirements in proposals</li> <li>Design services based on community need</li> </ul>	<ul style="list-style-type: none"> <li>OHS</li> <li>All Service Providers</li> </ul>	<ul style="list-style-type: none"> <li>CoC</li> <li>Faith Based Organizations</li> </ul>
<ul style="list-style-type: none"> <li>Incentive improvements towards servicing the overrepresented population for contracted service providers such as bonuses of funding/provide value-based payments</li> <li>Comprehensive needs assessment</li> <li>Look for providers that provide these specific services</li> </ul>	<ul style="list-style-type: none"> <li>OHS</li> <li>CoC</li> </ul>	<ul style="list-style-type: none"> <li>CoC</li> <li>HMIS</li> </ul>

### Coordinated Entry Prioritization for Place-Based Encampment Resolution

**Guidance**  
 Answer the following question(s)  
 In the online application portal applicants may upload any evidence the region would like to provide regarding collaboration and/or prioritization.

Is place-based encampment resolution occurring within the region?

Yes/No

If yes, then the CoC must describe and provide evidence of collaboration with the cities or counties providing encampment resolution services that addresses how people served through encampment resolution have or will be prioritized for permanent housing within the Coordinated Entry System.

## 2.4 Plan to Reduce the Number of People Experiencing Homelessness Upon Exiting an Institutional Setting

1. Identify and describe the Key Action(s) **each participating Eligible Applicant** will take to reduce the number of people falling into homelessness as they exit institutional settings including but not limited to jails, prisons, and hospitals.

### Guidance

At a minimum, if an institutional setting is present in a jurisdiction, the jurisdiction must identify and describe their role. To add additional actions, add rows to the bottom of the table.

#### Definitions:

- **Key Action(s)** may include a brief description of a strategic initiative or step identified to address or improve the specific performance metric. This can be a policy, program, partnership, target metric, or any other approach which reflects an improvement and delivers positive impact. Provide a clear description of the action and its intended outcome.
- **Lead Entity** should include the name of the regional Eligible Applicant responsible for managing the key action.
- **Collaborating Entity/ies** may include a group, organization, or jurisdiction within your region working to address or improve the performance metric. This can be another participating jurisdiction, a system partner, or any organization actively participating in the key action.

### Key Action(s) to Reduce the Number of People Experiencing Homelessness Upon Exiting a Jail

Key Action(s)	Lead Entity	Collaborating Entity/ies
<ul style="list-style-type: none"> <li>• Develop a transition team for prescreening of clients prior to release and follow through with the progress for eligibility confirmation and data tracking, develop a vanpool available 24 hrs a day/7 day a wk for all released from jail to be managed by the transition team, complete assessments prior to site release</li> <li>• Provide transportation</li> <li>• Ongoing case management</li> <li>• Identify locations to shelter</li> <li>• Start with a Sheriff Transition Team and Re-Entry Transition Team:               <ol style="list-style-type: none"> <li>1. Transportation to housing-check-in,</li> <li>2. Birth Certificates and Identification</li> <li>3. DBH meds/housing</li> <li>4. TAD</li> <li>5. Probation DRC housing, clothing closet, hygiene kits</li> <li>6. TAD-Bus pass, food, Walmart cards for work items ex. Boots</li> <li>7. Family Reunification</li> <li>8. Drug Treatment</li> </ol> </li> <li>• Counseling and Medical</li> </ul>	Jails	<ul style="list-style-type: none"> <li>• OHS</li> <li>• CoC</li> <li>• LYFT</li> <li>• DBH</li> <li>• Probation Sheriff's Dept.</li> <li>• UBER</li> <li>• TAD</li> <li>• Faith Based Organizations</li> <li>• Non-Profit agencies</li> </ul>

### Key Action(s) to Reduce the Number of People Experiencing Homelessness Upon Exiting a Prison

Key Action(s)	Lead Entity	Collaborating Entity/ies

<ul style="list-style-type: none"> <li>Develop a transition team for prescreening of clients prior to release and follow through with the progress for eligibility confirmation and data tracking, , develop a vanpool available 24 hrs a day/7 day a wk for all released from jail to be managed by the transition team, complete assessments prior to site release</li> <li>Release those with serve mental health EOP/COMs released on Mon.-Thurs., not on a weekend</li> <li>Violent releases transported due to issues cannot take public transit</li> </ul>	Prison	<ul style="list-style-type: none"> <li>OHS</li> <li>CoC</li> <li>UBER</li> <li>DBH</li> </ul>	<ul style="list-style-type: none"> <li>LYFT</li> <li>TAD</li> </ul>
---	--------	---	---

**Key Action(s) to Reduce the Number of People Experiencing Homelessness Upon Exiting a Hospital**

Key Action(s)		Lead Entity	Collaborating Entity/ies
<ul style="list-style-type: none"> <li>Establishing after hours resource hubs near jails and prisons for when people are released</li> </ul>	<ul style="list-style-type: none"> <li>OHS</li> <li>Sheriff's Dept</li> <li>HOPE Team</li> </ul>	<ul style="list-style-type: none"> <li>County</li> <li>CoC</li> <li>Providers</li> </ul>	
<ul style="list-style-type: none"> <li>Develop a transition team for prescreening of clients prior to release and follow through with the progress for eligibility confirmation and data tracking, develop a vanpool available 24 hrs a day/7 day a wk for all released from jail to be managed by the transition team, complete assessments prior to site release</li> <li>Provide transportation</li> <li>Ongoing case management</li> <li>Identify locations to shelter</li> <li>Start with a Sheriff Transition Team and Re-Entry Transition Team:               <ol style="list-style-type: none"> <li>Transportation to housing-check-in,</li> <li>Birth Certificates and Identification</li> <li>DBH meds/housing</li> <li>TAD</li> <li>Probation DRC housing, clothing closet, hygiene kits</li> <li>TAD-Bus pass, food, Walmart cards for work items ex. Boots</li> <li>Family Reunification</li> <li>Drug Treatment</li> <li>Counseling and Medical</li> </ol> </li> </ul>	<ul style="list-style-type: none"> <li>OHS</li> <li>Sheriff's Dept</li> <li>HOPE Team</li> </ul>	<ul style="list-style-type: none"> <li>OHS</li> <li>CoC</li> <li>LYFT</li> <li>DBH</li> <li>Probation</li> <li>Sheriff's Dept.</li> <li>UBER</li> <li>TAD</li> <li>Faith Based Organizations</li> <li>Non-Profit agencies</li> </ul>	

**Key Action(s) to Reduce the Number of People Experiencing Homelessness Upon Exiting Other Institutional Settings (such as foster care, behavioral health facilities, etc. as applicable in the region)**

Institutional Setting	Key Action(s)	Lead Entity	Collaborating Entity/ies
Foster Care	Wraparound services connecting to all parties	<ul style="list-style-type: none"> <li>TAD Foster Care</li> <li>CFS</li> <li>DBH-TAY</li> </ul>	<ul style="list-style-type: none"> <li>County</li> <li>CoC</li> <li>Providers</li> </ul>

## 2.5 Plan to Utilize Local, State, and Federal Funds to End Homelessness

- The plan must include the total amount of available funding, the amount prioritized for permanent housing solutions, and an explanation of how each participating applicant is utilizing local, state, and federal funding programs to end homelessness. These programs must include, but are not limited to:
  - The Homekey Program,
  - The No Place Like Home Program
  - The Multifamily Housing Program
  - The Housing for a Healthy California Program
  - The Homeless Housing, Assistance, and Prevention Program
  - Building Homes and Jobs Act
  - The California Emergency Solutions Grants Program
  - The National Housing Trust Fund established pursuant to the Housing and Economic Recovery Act of 2008
  - HOME Investment Partnerships Act
  - Parolee or probation programs that are intended to prevent homelessness upon release.

### Guidance

**All of the above programs must be included and fully explained in the table. Where the region has multiple awards for the same program that are administered by different entities, those may be listed on separate lines. For example, in a region with one county and one CoC who receive their HHAP awards separately, each jurisdiction may enter their HHAP awards in separate lines.**

**If one of the ten required programs is not present in a region, type N/A.**

**In addition to the listed programs, participating Eligible Applicants should add any other funds and programs that are being utilized to address and end homelessness in the region.**

**To add additional funding programs, add rows to the bottom of the table.**

**Definitions:**

- Local Fund Administrator:** The entity responsible for administering the given funding source.
- Description of How Funds are/will be Utilized to End Homelessness in the Region:** Comprehensive summary of how the funding program will be utilized in the region. Applicants should highlight whether, how, and to what extent the funds are being used for permanent housing.
- Funding Amount:** Amount of known, dollars secured or available to spend within the HHAP-5 grant timeframe (FY 23-24 through FY 27-28)
- Timeframe of Use:** The date range the local fund administrator anticipates expending the identified program funds.

Funding Program	Local Fund Administrator	Description of How Funds are/will be Utilized to End Homelessness in the Region	Funding Amount	Amount Prioritized for Permanent Housing Solutions	Timeframe of Use
-----------------	--------------------------	---	----------------	--	------------------

<p><b>The Homekey program</b></p>	<ol style="list-style-type: none"> <li>1. County of San Bernardino</li> <li>2. Housing Authority of the County of San Bernardino</li> <li>3. City of Fontana</li> <li>4. City of Victorville</li> <li>5. City of Redlands</li> </ol>	<p>Homekey funds are one-time funds provided by the State for acquisition and rehabilitation of facilities for interim housing (IH), IH to permanent supportive housing (PSH), and PSH. The units serve tenants who qualify with incomes below 30% of Average Median Income for the Riverside-San Bernardino Metropolitan Area.</p> <ol style="list-style-type: none"> <li>1. Pacific Village San Bernardino Project – 23-unit of IH with conversion to PSH within 10 years of start of occupancy.</li> <li>2. Georgia Street Cabins Big Bear Lake – 8-units of PSH</li> <li>3. City of Fontana Homekey2 Fontana – 14-units of IH</li> <li>4. City of Victorville Wellness Center – 110-units of IH</li> <li>5. City of Redlands Good Nite Inn – 98-units of PSH (99 total units)</li> </ol>	<ol style="list-style-type: none"> <li>1. \$3,450,000</li> <li>2. \$909,678</li> <li>3. \$2,227,195</li> <li>4. \$23,612,058</li> <li>5. \$24,142,000</li> </ol> <p>Operating awards:</p> <ol style="list-style-type: none"> <li>1. \$1,400,000</li> <li>2. \$192,000</li> <li>3. \$827,200</li> <li>4. \$4,392,000</li> <li>5. \$5,858,000</li> </ol>	<p>The Georgia Street Cabins and the Good Nite Inn have been prioritized for permanent housing solutions. The Pacific Village project will convert to PSH within 10 years of award date.</p>	<ol style="list-style-type: none"> <li>1. Award date Dec. 2020</li> <li>2. Award date Dec. 2020</li> <li>3. Award date Jun. 2022</li> <li>4. Award date Dec. 2021</li> <li>5. Award date Mar. 2022</li> </ol>
<p><b>The No Place Like Home Program</b></p>	<p>San Bernardino County (Sponsor: AMCAL Multi-Housing, Inc.</p>	<p>Las Terrazas Apartments is a multi-family affordable apartment complex developed in the City of Colton. The community consists of 112 apartments as part of five residential buildings, one community building, and one childcare building. Twelve of the units were supported using No Place Like Home noncompetitive funding to serve severely mentally ill (SMI) homeless residents with ongoing case management support.</p>	<p>\$2,591,000</p>	<p>12-units developed as part of this project for SMI homeless residents.</p>	<p>Award date June 2020 Opening late 2022</p>

The Multifamily Housing Program	N/A	N/A	N/A	N/A	N/A	N/A
The Housing for a Healthy California Program	N/A	N/A	N/A	N/A	N/A	N/A

The Homeless Housing, Assistance, and Prevention Program					
<ol style="list-style-type: none"> <li>1. HHAP CRF CoC</li> <li>2. HHAP CRF County</li> <li>3. HHAP-1 CoC</li> <li>4. HHAP-1 County</li> <li>5. HHAP-2 CoC</li> <li>6. HHAP-2 County</li> <li>7. HHAP-3 CoC</li> <li>8. HHAP-3 County</li> <li>9. HHAP-4 CoC</li> <li>10. HHAP-4 County</li> </ol>	<ol style="list-style-type: none"> <li>1. The Coronavirus Relief Funds (CRF) were used to respond to the Governor of California's direction to obtain immediate shelter resources for the countywide homeless population because of the COVID-19 epidemic.</li> <li>2. The CRF funds were used to respond to the Governor of California's direction to obtain immediate shelter resources for the countywide homeless population because of the COVID-19 epidemic.</li> </ol> <p>HHAP resources were used to provide a variety of eligible uses such as rental assistance and rapid rehousing, operating subsidies including reserves, landlord incentives, homeless outreach and coordination, job programs, housing stability, homeless systems support, innovative housing solutions, prevention and shelter diversion, navigation centers, and emergency shelters where the need was justified.</p> <ol style="list-style-type: none"> <li>3. HHAP-1 CoC was directed to fund 13 homeless service provider agencies: <ol style="list-style-type: none"> <li>a. City of Victorville - \$300,000</li> <li>b. Family Assistance Program - \$254,684.77 (Youth Set-aside)</li> </ol> </li> </ol>	<ol style="list-style-type: none"> <li>1. \$508,056.61</li> <li>2. \$467,425.66</li> <li>3. \$3,071,060</li> <li>4. \$2,845,118</li> <li>5. \$1,453,114</li> <li>6. \$1,300,625</li> <li>7. \$780,374.96 (initial disbursement); \$3,121,500.04 (remainder)</li> <li>8. \$728,349.96 (initial disbursement); \$2,913,400.04 (remainder)</li> <li>9. \$4,430,501.22</li> <li>10. \$4,156,768.02</li> </ol>	<ol style="list-style-type: none"> <li>1. City of Colton - \$400,000</li> <li>2. City of Montclair - \$115,254</li> <li>3. Knowledge and Education for Your Success - \$166,319</li> <li>4. Lutheran Social Services of Southern California - \$127,690.50</li> <li>5. Mercy House - \$230,862</li> <li>6. Water of Life Community Church - \$127,690.50</li> </ol>	<ol style="list-style-type: none"> <li>1. Award date Mar. 2020</li> <li>2. Award date Mar. 2020</li> <li>3. Award date May 2020-25</li> <li>4. Award date May 2020-25</li> <li>5. Award date Jun. 2021-26</li> <li>6. Award date Jun. 2021-26</li> <li>7. Award date Mar. 2022-27</li> <li>8. Award date Mar. 2022-27</li> <li>9. Award date May 2023-28</li> <li>10. Award date May 2023-28</li> </ol>	

- c. Inland SoCal United Way 211+ - \$113,910.83
  - d. Water of Life Community Church - \$127,690.50
  - e. Morongo Basin ARCH - \$265,497
  - f. Mountain Homeless Coalition - \$236,860
  - g. New Hope Village, Inc. - \$100,328.59
  - h. City of Montclair - \$115,254
  - i. Mercy House - \$230,862
  - j. City of Colton- \$400,000
  - k. Knowledge and Education for Your Success - \$166,319
  - l. Lutheran Social Services of Southern California - \$127,690.50
  - m. Operation Grace - \$350,000
  - n. Administrative Costs: \$214,974.18
4. HHAP-J County was directed to:
- a. Systems Support to Create Regional Partnerships: \$200,000.00 - Contract with Southern California Association of Nonprofit Housing (SCANPH)
  - b. Youth Set-aside: \$227,609.36 - Memorandum of

- Understanding with the Department of Behavioral Health, Children and Family Services, and Probation Operating Subsidies:
- c. \$2,367,659.75 - All-Star Lodge Homekey project
  - d. Administrative Costs: \$49,847.93 - Office of Homeless Services
5. HHAP round two CoC was directed to:
- a. Family Assistance Program - \$116,249 (Youth Set-aside)
  - b. Victor Valley Family Resource Center - \$222,524
  - c. Water of Life Community Church - \$250,000
  - d. Morongo Basin ARCH - \$131,094
  - e. Mountain Homeless Coalition - \$89,535
  - f. The Blessing Center - \$96,559
  - g. City of Montclair - \$41,085
  - h. Mercy House - \$123,256
  - i. Step Up on Second, Inc. - \$208,438
  - j. Administrative Costs: \$101,718

- 6. HHAP round two County was directed to:
  - a. Youth Set-aside:
    - \$104,050 - Developing memorandum of understanding with the Department of Behavioral Health, Children and Family Services, and Probation to continue services.
  - b. Operating Subsidies:
    - \$1,105,531 - All-Star Lodge Homekey project
  - c. Administrative Costs:
    - \$91,044 - Office of Homeless Services
- 7. HHAP round three CoC will be directed to (Initial Disbursement of Funds) (20%):
  - a. Family Assistance Program - \$78,037.50 (Youth Set-aside)
  - b. Capacity Building and Workforce Development - \$300,000 Request for Applications to be released.
  - c. Equity Services - \$147,711 Request for Qualifications (RFQ) to be released.
  - d. CoC Systems Support Services - \$200,000 RFQ to be released.

8. HHAP round three County will be directed to:

- a. Youth Set-aside: \$364,174.98 - Developing memorandum of understanding with the Department of Behavioral Health, Children and Family Services, and Probation to continue services.
- b. Kern Project - \$2,500,000 - Helping Hearts through the Department of Behavioral Health
- c. Project Roomkey - \$600,000 - Office of Homeless Services to support ongoing services.

d. Administrative Costs: \$254,923 - Office of Homeless Services

9. HHAP round four CoC will be used to support regional coordination and expand or develop local capacity to address immediate homelessness challenges.

10. HHAP round four County will be used to support regional coordination and expand or develop local capacity to address immediate homelessness challenges.

The Building Homes and Jobs Act Funding	PLHA Round 1	One-time general fund for local jurisdictions, Senate Bill 2 (SB 2) (Chapter 364, Statutes of 2017) established the Building Homes and Jobs Trust Fund and authorizes the State of California Department of Housing and Community Development to allocate 70 percent of moneys collected and deposited in the Fund, beginning in calendar year 2019, to local governments for eligible housing and homelessness activities. The intent of the bill is to provide a permanent, on-going source of funding to local governments for housing-related projects and programs that assist in addressing the unmet housing needs of their local communities and increase the supply of affordable housing units. The Permanent Local Housing Allocation (PLHA) was available to counties and municipalities to provide:	Round 1	Round 1	Round 1 Awards as of
<p>1. San Bernardino County (Activities: 1,5,8, &amp;10)</p> <p>2. City of Ontario (Activities: 1,5,6, &amp;9)</p> <p>3. City of San Bernardino (Activities: 6)</p> <p>4. City of Fontana (Activities: 2,6,8, &amp;9)</p> <p>5. City of Upland (Activities: 1 &amp; 6)</p> <p>6. City of Victorville (Activities: 6)</p> <p>7. Town of Apple Valley (Activities: 6)</p>	<p>Round 1</p> <ol style="list-style-type: none"> <li>\$3,459,141</li> <li>\$920,018</li> <li>\$1,622,027</li> <li>\$981,122</li> <li>\$277,837</li> <li>\$632,770</li> <li>\$287,561</li> </ol> <p>Round 2</p> <ol style="list-style-type: none"> <li>\$5,376,577</li> <li>\$1,429,994</li> <li>\$1,524,968</li> <li>\$983,520</li> <li>\$275,556</li> </ol> <p>Round 3</p> <ol style="list-style-type: none"> <li>\$5,916,756</li> <li>\$1,573,664</li> <li>\$1,678,180</li> <li>\$1,082,334</li> <li>\$938,824</li> <li>\$1,921,181</li> </ol>	<p>Round 1</p> <ol style="list-style-type: none"> <li>Activity 1 &amp; 5</li> <li>Activity 1,5 &amp; 6</li> <li>Activity 6</li> <li>Activity 6</li> <li>Activity 1 &amp; 6</li> <li>Activity 6</li> <li>Activity 6</li> </ol> <p>Round 2</p> <ol style="list-style-type: none"> <li>Activity 1 &amp; 5</li> <li>Activity 1,5 &amp; 6</li> <li>Activity 6</li> <li>Activity 6</li> <li>Activity 1</li> </ol> <p>Round 3</p> <ol style="list-style-type: none"> <li>Activity 1</li> <li>Activity 1</li> <li>Activity 1 &amp; 6</li> <li>Activity 6</li> <li>Activity 6</li> </ol>	<p>Round 1</p> <ol style="list-style-type: none"> <li>Activity 1 &amp; 5</li> <li>Activity 1,5 &amp; 6</li> <li>Activity 6</li> <li>Activity 6</li> <li>Activity 1 &amp; 6</li> <li>Activity 6</li> <li>Activity 6</li> </ol> <p>Round 2</p> <ol style="list-style-type: none"> <li>Activity 1 &amp; 5</li> <li>Activity 1,5 &amp; 6</li> <li>Activity 6</li> <li>Activity 6</li> <li>Activity 1</li> </ol> <p>Round 3</p> <ol style="list-style-type: none"> <li>Activity 1</li> <li>Activity 1</li> <li>Activity 1 &amp; 6</li> <li>Activity 6</li> <li>Activity 6</li> </ol>	<p>Round 1 Awards as of 2/3/2021</p> <p>Round 2 Awards as of 4/20/2022</p> <p>Round 3 Awards as of 5/11/2023</p>	
<p>PLHA Round 2</p> <p>1. San Bernardino County (Activities: 1,5, &amp;10)</p> <p>2. City of Ontario (Activities: 1,5,6, &amp;9)</p> <p>3. City of Fontana (Activities: 2,6,8, &amp;9)</p>	<p>Round 1</p> <ol style="list-style-type: none"> <li>\$3,459,141</li> <li>\$920,018</li> <li>\$1,622,027</li> <li>\$981,122</li> <li>\$277,837</li> <li>\$632,770</li> <li>\$287,561</li> </ol>	<p>Round 1</p> <ol style="list-style-type: none"> <li>Activity 1 &amp; 5</li> <li>Activity 1,5 &amp; 6</li> <li>Activity 6</li> <li>Activity 6</li> <li>Activity 1 &amp; 6</li> <li>Activity 6</li> <li>Activity 6</li> </ol>	<p>Round 1</p> <ol style="list-style-type: none"> <li>Activity 1 &amp; 5</li> <li>Activity 1,5 &amp; 6</li> <li>Activity 6</li> <li>Activity 6</li> <li>Activity 1 &amp; 6</li> <li>Activity 6</li> <li>Activity 6</li> </ol>	<p>Round 1 Awards as of 2/3/2021</p> <p>Round 2 Awards as of 4/20/2022</p> <p>Round 3 Awards as of 5/11/2023</p>	
<p>PLHA Round 2</p> <p>1. San Bernardino County (Activities: 1,5, &amp;10)</p> <p>2. City of Ontario (Activities: 1,5,6, &amp;9)</p> <p>3. City of Fontana (Activities: 2,6,8, &amp;9)</p>	<p>Round 1</p> <ol style="list-style-type: none"> <li>\$3,459,141</li> <li>\$920,018</li> <li>\$1,622,027</li> <li>\$981,122</li> <li>\$277,837</li> <li>\$632,770</li> <li>\$287,561</li> </ol>	<p>Round 1</p> <ol style="list-style-type: none"> <li>Activity 1 &amp; 5</li> <li>Activity 1,5 &amp; 6</li> <li>Activity 6</li> <li>Activity 6</li> <li>Activity 1 &amp; 6</li> <li>Activity 6</li> <li>Activity 6</li> </ol>	<p>Round 1</p> <ol style="list-style-type: none"> <li>Activity 1 &amp; 5</li> <li>Activity 1,5 &amp; 6</li> <li>Activity 6</li> <li>Activity 6</li> <li>Activity 1 &amp; 6</li> <li>Activity 6</li> <li>Activity 6</li> </ol>	<p>Round 1 Awards as of 2/3/2021</p> <p>Round 2 Awards as of 4/20/2022</p> <p>Round 3 Awards as of 5/11/2023</p>	
<p>PLHA Round 2</p> <p>1. San Bernardino County (Activities: 1,5, &amp;10)</p> <p>2. City of Ontario (Activities: 1,5,6, &amp;9)</p> <p>3. City of Fontana (Activities: 2,6,8, &amp;9)</p>	<p>Round 1</p> <ol style="list-style-type: none"> <li>\$3,459,141</li> <li>\$920,018</li> <li>\$1,622,027</li> <li>\$981,122</li> <li>\$277,837</li> <li>\$632,770</li> <li>\$287,561</li> </ol>	<p>Round 1</p> <ol style="list-style-type: none"> <li>Activity 1 &amp; 5</li> <li>Activity 1,5 &amp; 6</li> <li>Activity 6</li> <li>Activity 6</li> <li>Activity 1 &amp; 6</li> <li>Activity 6</li> <li>Activity 6</li> </ol>	<p>Round 1</p> <ol style="list-style-type: none"> <li>Activity 1 &amp; 5</li> <li>Activity 1,5 &amp; 6</li> <li>Activity 6</li> <li>Activity 6</li> <li>Activity 1 &amp; 6</li> <li>Activity 6</li> <li>Activity 6</li> </ol>	<p>Round 1 Awards as of 2/3/2021</p> <p>Round 2 Awards as of 4/20/2022</p> <p>Round 3 Awards as of 5/11/2023</p>	
<p>PLHA Round 2</p> <p>1. San Bernardino County (Activities: 1,5, &amp;10)</p> <p>2. City of Ontario (Activities: 1,5,6, &amp;9)</p> <p>3. City of Fontana (Activities: 2,6,8, &amp;9)</p>	<p>Round 1</p> <ol style="list-style-type: none"> <li>\$3,459,141</li> <li>\$920,018</li> <li>\$1,622,027</li> <li>\$981,122</li> <li>\$277,837</li> <li>\$632,770</li> <li>\$287,561</li> </ol>	<p>Round 1</p> <ol style="list-style-type: none"> <li>Activity 1 &amp; 5</li> <li>Activity 1,5 &amp; 6</li> <li>Activity 6</li> <li>Activity 6</li> <li>Activity 1 &amp; 6</li> <li>Activity 6</li> <li>Activity 6</li> </ol>	<p>Round 1</p> <ol style="list-style-type: none"> <li>Activity 1 &amp; 5</li> <li>Activity 1,5 &amp; 6</li> <li>Activity 6</li> <li>Activity 6</li> <li>Activity 1 &amp; 6</li> <li>Activity 6</li> <li>Activity 6</li> </ol>	<p>Round 1 Awards as of 2/3/2021</p> <p>Round 2 Awards as of 4/20/2022</p> <p>Round 3 Awards as of 5/11/2023</p>	
<p>PLHA Round 2</p> <p>1. San Bernardino County (Activities: 1,5, &amp;10)</p> <p>2. City of Ontario (Activities: 1,5,6, &amp;9)</p> <p>3. City of Fontana (Activities: 2,6,8, &amp;9)</p>	<p>Round 1</p> <ol style="list-style-type: none"> <li>\$3,459,141</li> <li>\$920,018</li> <li>\$1,622,027</li> <li>\$981,122</li> <li>\$277,837</li> <li>\$632,770</li> <li>\$287,561</li> </ol>	<p>Round 1</p> <ol style="list-style-type: none"> <li>Activity 1 &amp; 5</li> <li>Activity 1,5 &amp; 6</li> <li>Activity 6</li> <li>Activity 6</li> <li>Activity 1 &amp; 6</li> <li>Activity 6</li> <li>Activity 6</li> </ol>	<p>Round 1</p> <ol style="list-style-type: none"> <li>Activity 1 &amp; 5</li> <li>Activity 1,5 &amp; 6</li> <li>Activity 6</li> <li>Activity 6</li> <li>Activity 1 &amp; 6</li> <li>Activity 6</li> <li>Activity 6</li> </ol>	<p>Round 1 Awards as of 2/3/2021</p> <p>Round 2 Awards as of 4/20/2022</p> <p>Round 3 Awards as of 5/11/2023</p>	

<p>(Activities: 2,6, &amp;9)</p> <p>4. City of Victorville (Activities: 6)</p> <p>5. City of Chino Hills (Activities: 1)</p> <p>PLHA Round 3</p> <p>1. San Bernardino County (Activities: 1)</p> <p>2. City of Ontario (Activities: 1 &amp; 9)</p> <p>3. City of Fontana (Activities: 1,6 &amp;9)</p> <p>4. City of Victorville (Activities: 6)</p> <p>5. Town of Yucca Valley (Activities: 6)</p> <p>6. City of Rancho Cucamonga (Activities: 2)</p>	<p>2. Activity #2: The predevelopment, development, acquisition, rehabilitation, and preservation of affordable rental and ownership housing, including Accessory Dwelling Units (ADUs), that meets the needs of a growing workforce earning up to 120 percent of AMI, or 150 percent of AMI in high-cost areas. ADUs shall be available for occupancy for a term of no less than 30 days.</p> <p>3. Activity #3: Matching portions of funds placed into Local or Regional Housing Trust Funds.</p> <p>4. Activity #4: Matching portions of funds available through the Low- and Moderate-Income Housing Asset Fund pursuant to subdivision (d) of HSC Section 34176.</p> <p>5. Activity #5: Capitalized Reserves for services connected to the preservation and creation of new permanent supportive housing.</p> <p>6. Activity #6: Assisting persons who are experiencing or At-risk of homelessness, including, but not limited to, providing rapid re-housing, rental assistance, supportive/case management services that allow people to obtain and</p>		
---	--	--	--

retain housing, operating and capital costs for navigation centers and emergency shelters, and the new construction, rehabilitation, and preservation of permanent and

7. Activity #7: Accessibility modifications in Lower-income Owner-occupied housing.
8. Activity #8: Efforts to acquire and rehabilitate foreclosed or vacant homes and apartments.
9. Activity #9: Homeownership opportunities, including, but not limited to, down payment assistance.
10. Activity #10: Fiscal incentives made by a county to a city within the county to incentivize approval of one or more affordable housing Projects, or matching funds invested by a county in an affordable housing development Project in a city within the county, provided that the city has made an equal or greater investment in the Project. The county fiscal incentives shall be in the form of a grant or low-interest loan to an affordable housing Project. Matching funds investments by both the county and the city also shall

<p><b>The California Emergency Solutions Grants Program</b></p>	<p>1. San Bernardino County 2. San Bernardino County 3. San Bernardino County</p>	<p>San Bernardino County primarily invests California ESG program funding to engage homeless individuals and families living on the street, and to rapidly re-house homeless individuals and families through our subcontractor providers.</p>	<p>1. ESG CoC allocation: \$324,424 2. ESG – CV allocation: \$1,246,600 3. ESG – CV2 allocation: \$3,000,000</p>	<p>Two-thirds to four-fifths of the received funding go to support permanent housing through rapid rehousing.</p>	<p>1. 2021 Award date 2. 2020 Award date 3. 2020 Award date</p>
<p><b>The National Housing Trust Fund established pursuant to the Housing and Economic Recovery Act of 2008</b></p>	<p>N/A</p>	<p>The NOFA for the National Housing Trust Fund was released by the state on October 25, 2023</p>	<p>N/A</p>		
<p><b>HOME Investment Partnerships Act</b></p>	<p>Under CA not applicable</p>	<p>N/A</p>	<p>N/A</p>	<p>N/A</p>	<p>N/A</p>

<p><b>Parolee or probation programs that are intended to prevent homelessness upon release.</b></p>	<p>BSCC Grants – Adult Reentry Grant Program (Rental Assistance):</p> <ol style="list-style-type: none"> <li>1. Family Assistance Program</li> <li>2. Inland SoCal 211+</li> <li>3. Lighthouse Social Service Centers</li> <li>4. Faith Advisory Council of Community Transformation</li> </ol> <p>BSCC Grants – Adult Reentry Grant Program (Warm Hand-Off Reentry Services):</p> <ol style="list-style-type: none"> <li>5. Operation New Hope</li> <li>6. Avector Community Group, Inc.</li> </ol>	<p>Several agencies in San Bernardino County were awarded funding from the Board of State and Community Corrections (BSCC) to provide reentry services for people formerly incarcerated in state prison. The funding provides housing navigation, permanent supportive housing, rent-subsidies, emergency housing assistance, transitional housing, and case management support. The Adult Reentry Grant Program is subject to Housing First provisions.</p>	<ol style="list-style-type: none"> <li>1. \$2,750,000</li> <li>2. \$2,750,000</li> <li>3. \$2,750,000</li> <li>4. \$2,750,000</li> <li>5. \$500,000</li> <li>6. \$500,000</li> </ol>	<p>Short-term rental assistance and WHO support services and employment services.</p>	<p>BSCC Adult Reentry Grant Program Rental Assistance and Warm Hand-Off (WHO) Reentry Services run: October 1, 2022, through April 30, 2026.</p>
---	--	--	--	---	--

<p><b>Community Care Expansion (CCE) Program</b></p>	<ol style="list-style-type: none"> <li>San Bernardino County Department of Aging and Adult Services</li> <li>San Bernardino County Department of Behavioral Health.</li> </ol>	<ol style="list-style-type: none"> <li>San Bernardino County received funding from the California Department of Social Services to expand the Pacific Village Homekey project to provide senior housing and care facilities onsite (pending board approval).</li> <li>The CCE grant will support the department in continuing the treatment of the complex substance use disorder (SUD) needs for residents in San Bernardino County, as well as address the associated risk of homelessness for this population countywide. County acquisition of land will complement these opportunities. Completion of this project proposal will enable the rehabilitation of the acquired existing structure and potential expansion thereof, including the establishment of new structures on the surrounding land.</li> </ol>	<ol style="list-style-type: none"> <li>\$14,165,593</li> <li>\$10,093,171</li> </ol>	<ol style="list-style-type: none"> <li>The project will provide long-term housing for eligible seniors.</li> <li>Will provide permanent housing for the department clients with SUD need who have an associated risk of homelessness</li> </ol>	<p>Spending deadline is December 1, 2026. Spending deadline to be determined.</p>
--	--	---	--	---	---

<p><b>Home Safe Program</b></p>	<p>1. San Bernardino County Department of Aging and Adult Services (DAAS)</p>	<p>DAAS was awarded funding from the Home Safe Program (DAAS administers the program under "At Home"). The goal of the program is to prevent homelessness among adult protective services clients referred to due to abuse, neglect, or financial exploitation. Services include rental arrearages rental assistance, utility payments, legal services, eviction prevention, landlord mediation and intensive case management. DAAS partners with the local homeless Continuum of Care to maximize services.</p>	<p>1. \$1,539,950</p>	<p>Primarily homelessness prevention and short-term rental assistance.</p>	<p>Ongoing funding from the State. Funding cycle ends on June 30, 2025.</p>
<p><b>Behavioral Health Bridge Housing (BHBH) Program</b></p>	<p>1. San Bernardino County DBH</p>	<p>The San Bernardino County Department of Behavioral Health (DBH) intends to use the Behavioral Health Bridge Housing (BHBH) Program funding to operate a wide variety of bridge housing programs in the region based upon findings from a gaps analysis report on bed capacity and future needs. Funding will be used to expand and enhance current housing-related services offered by DBH to people experiencing homelessness who have serious behavioral health conditions that impede their ability to access stable, long-term housing.</p>	<p>1. \$27,375,170</p>	<p>Long-term stable housing</p>	<p>Provides funding through June 30, 2027.</p>

<p><b>Behavioral Health Continuum Infrastructure Program (BHCIP) – Crisis and Behavioral Health Continuum Program – Round 5</b></p>	<p>1. San Bernardino County DBH</p>	<p>Through funding from the California Department of Health Care Services, the BHCIP grant will support DBH in continuing the treatment of the complex substance use disorder (SUD) needs for residents in the County, as well as address the associated risk of homelessness for this population countywide. The funding is intended to expand community capacity for serving the behavioral health population with a commitment to serve the most vulnerable individuals, including those experiencing homelessness, and serving Medi-Cal beneficiaries through capital expansion projects, including acquisition, construction, and rehabilitation.</p>	<p>\$51,731,501</p>	<p>Adult residential SUD treatment facility with incidental medical services. This includes 84 beds.</p>	<p>Spending deadline to be determined.</p>
---	-------------------------------------	--	---------------------	--	--

<p><b>Mental Health Services Act Innovation Programs</b></p>	<p>1. San Bernardino County DBH</p>	<p>The Innovation component of MHSA provides funding for projects not to exceed 5 years (initially). DBH received funding to create the Innovative Remote Onsite Assistance Delivery (InROADs) program. The focus of the project will be the creation of an intensive, field-based engagement model that supports multi-disciplinary / multi-agency teams that meet, engage, and provide treatment to youth, adults, and families experiencing homelessness where they live and are comfortable within homeless communities. The goal is to engage with the necessary services needed to increase health, reduce risks to health and safety, and transition these individuals from the streets into housing.</p>	<p>1. \$4,663,403</p>	<p>Referrals to permanent housing solutions.</p>	<p>Spending deadline is June 30, 2026.</p>
<p><b>Projects for Assistance in Transition from Homelessness (PATH) Grant</b></p>	<p>1. San Bernardino County DBH</p>	<p>DBH utilizes the grant award to provide outreach, planning and coordination for housing services, linkage to behavioral health services including medication support, job training, education services, and case management services to an estimated 300 unduplicated clients at an annual estimated program cost of \$2,261 per individual.</p>	<p>1. \$508,762</p>	<p>Referrals to housing providers.</p>	<p>Ongoing formula grant funding from the California Department of Health Care Services.</p>

<p><b>Mental Health Services Act Community Support Services</b></p>	<p>1. San Bernardino County DBH</p>	<p>Community Services &amp; Support (CSS) is the largest component of the Mental Health Services Act (MHSA). DBH uses this funding to provide direct services to individuals with severe mental illness using a client-centered, wellness, and recovery-focused approach, including assistance for homeless individuals and families, with connection to housing.</p>	<p>1. \$21,926,118</p>	<p>As part of this program, DBH offers long-term housing solutions and referrals to permanent housing.</p>	<p>Current spending deadline is June 30, 2024.</p>
<p><b>Mental Health Services Act and Federal Financial Participation Medi-Cal</b></p>	<p>1. San Bernardino County DBH</p>	<p>This funding is part of a broader and focused community health funding structure. As there are multiple streams of funding, DBH funnels these funds for support services, including, but not limited to, Medi-Cal enrollees. Most of the funding for both Medi-Cal mental health services and public community mental health services goes to counties and because counties have wide discretion in how they allocate funding from each of their funding sources to meet their overall Medi-Cal mental health and other public community mental health responsibilities, much of our local resources are directed to homeless with severe mental needs and housing placement.</p>	<p>1. \$14,000,000</p>	<p>As part of this program, DBH offers long-term housing solutions and referrals to permanent housing.</p>	<p>Current spending deadline is June 30, 2024.</p>

<b>Housing Navigators Program (HNP)</b>	<ol style="list-style-type: none"> <li>San Bernardino County Department of Children and Family Services (CFS)</li> <li>San Bernardino County Department of Children and Family Services (CFS)</li> </ol>	<p>Provides funding to assist young adults who are 18 to 21 years of age secure and maintain housing with priority given to those in the state's foster care or probation system.</p>	<ol style="list-style-type: none"> <li>\$363,680</li> <li>\$363,680</li> </ol>	<p>Housing navigation assistance.</p>	<ol style="list-style-type: none"> <li>The spending deadline is June 30, 2024.</li> <li>The spending deadline is November 15, 2027.</li> </ol>
<b>Transitional Housing Program (THP)</b>	<ol style="list-style-type: none"> <li>San Bernardino County CFS</li> <li>San Bernardino County CFS</li> </ol>	<p>CFS will use the THP funds to help young adults, ages 18 through 24, secure and maintain housing with priority given to young adults formerly in the state's foster care or probation systems.</p>	<ol style="list-style-type: none"> <li>\$1,537,627</li> <li>\$1,537,627</li> </ol>	<p>Assistance in securing and maintaining housing including assistance with rent, utilities, furniture, and household items, as needed.</p>	<ol style="list-style-type: none"> <li>The spending deadline is December 12, 2024.</li> <li>Spending deadline is May 23, 2028.</li> </ol>
<b>Housing Navigation and Maintenance Program (HNMP)</b>	<ol style="list-style-type: none"> <li>San Bernardino County CFS</li> <li>San Bernardino County CFS</li> </ol>	<p>CFS will use the HNMP funds for housing specialists (called housing navigators), who will assist the county's young adults, ages 18 through 24, with their efforts to locate available housing and overcome barriers to obtaining housing. Housing navigation and maintenance activities may focus on aiding young adults in securing and maintaining housing with priority access given to those in the state's foster care system.</p>	<ol style="list-style-type: none"> <li>\$1,184,255</li> <li>\$1,184,255</li> </ol>	<p>Housing navigation assistance.</p>	<ol style="list-style-type: none"> <li>The spending deadline is December 12, 2024.</li> <li>The spending deadline is May 23, 2028.</li> </ol>

<b>Bringing Families Home (BFH)</b>	1. San Bernardino County CFS	<p>The BFH is a one-time funding from the state to Welfare Directors to support families involved with the child welfare system who are experiencing or who are at risk of experiencing homelessness. Financial assistance and housing-related wraparound supportive services, include but are not limited to rental assistance, housing navigation, case management, security deposits, utility payments, moving costs, interim shelter assistance, legal services, and credit repair.</p>	\$2,940,892	Rental assistance supports longer-term permanent housing options.	Current spending deadline is June 30, 2024.
-------------------------------------	------------------------------	---	-------------	---	---

<p><b>California Emergency Solutions and Housing (CESH) Program</b></p>	<ol style="list-style-type: none"> <li>San Bernardino County Office of Homeless Services Round 1</li> <li>San Bernardino County Office of Homeless Services Round 2</li> </ol>	<p>The San Bernardino County Continuum of Care and County allocated a total of \$653,419 of round 1 and 2 funding for systems support necessary to maintain a comprehensive homeless and housing service delivery system and specifically earmarked for coordinated entry system enhancement, expansion, and software integration.</p> <p>\$1,526,809 of CESH Program funds were used to support the development of motel Homekey project in alignment with COVID-19 state prioritization. CESH Program funding was noted by the State as a funding source allowable to support Homekey-related projects, as COSR was an allowable eligible activity for CESH Program funding.</p>	<ol style="list-style-type: none"> <li>\$1,459,234</li> <li>\$835,737</li> </ol>	<p>Part of CESH funding will support ongoing operating costs for the 10-year commitment for the operations of the motel Homekey project in the amount of \$900,000.30 from round 1 and \$626,809 from round 2.</p>	<ol style="list-style-type: none"> <li>The current spending deadline is June 30, 2024.</li> <li>The current spending deadline is June 30, 2025.</li> </ol> <p>Note: CESH may be used to support 15 year capitalized operating subsidy reserve (COSR).</p>
---	--	--	--	--	---

<p><b>U.S. Department of Housing and Urban Development (HUD) Emergency Grant Solutions Grant (ESG) Program</b></p>	<ol style="list-style-type: none"> <li>San Bernardino County Department of Community Development and Housing</li> <li>City of Fontana</li> <li>City of Ontario</li> <li>City of San Bernardino</li> </ol>	<p>The ESG program provides funding to: (1) engage homeless individuals and families living on the street; (2) improve the number and quality of emergency shelters for homeless individuals and families; (3) help operate these shelters; (4) provide essential services to shelter residents; (5) rapidly re-house homeless individuals and families; and (6) prevent families and individuals from becoming homeless.</p> <p>Funds are awarded through a formula allocation to metropolitan cities, urban counties, territories, and states. Program component types include street outreach, emergency shelter, homelessness prevention, rapid rehousing, Homeless Management Information Systems, and project administration. Eligible costs include essential services, rehabilitation, shelter operations, housing relocation and stabilization services, short- and medium-term rental assistance, costs associated with HMS, and project administration.</p> <p>Eligible recipients apply through the Consolidated Planning process. Among other things, this</p>	<ol style="list-style-type: none"> <li>\$613,906</li> <li>\$175,340 (\$162,190 to Water of Life CityLink)</li> <li>\$158,507</li> <li>\$278,068 (\$70,000 to Lutheran Social Services of Southern California, \$25,000 to Community Action Partnership of San Bernardino County, \$100,000 to Salvation Army)</li> </ol>	<p>Some of the contractors provide rental assistance and rapid rehousing services.</p>	<p>The spending deadline is September 30, 2025.</p>
--	---	---	--	--	---

<p><b>HUD HOME Investment Partnerships Program</b></p>	<p>1. San Bernardino County 2. Town of Apple Valley 3. City of Fontana 4. City of Ontario 5. City of San Bernardino</p>	<p>process helps communities assess their homeless assistance and housing needs, examine available resources, set 3–5-year strategies, and develop an annual action plan to meet priority needs. Plan preparation must include citizen participation and consultation with various organizations, including the local Continuum of care.</p> <p>HOME funds are granted to localities to be used to fund a range of activities that can build, buy, or rehabilitate affordable housing units for rent or ownership. HOME is designed to reinforce several principles of community development. It encourages flexibility by authorizing people to utilize housing strategies that work with their own needs and priorities. In order to strengthen partnership among different levels of government and the private sector, HOME emphasizes the need for consolidated planning.</p>	<ol style="list-style-type: none"> <li>1. \$3,762,168</li> <li>2. \$867,741</li> <li>3. \$758,888</li> <li>4. \$820,945</li> <li>5. \$1,569,520</li> </ol>	<p>HOME investments may be used for the development of affordable housing and permanent supportive housing.</p>	<p>Awarded fiscal year 2022. The spending deadline is through September 2030.</p>
--	---	--	--	---	---

<p><b>HOME Investment Partnerships Program – America Rescue Plan</b></p>	<ol style="list-style-type: none"> <li>San Bernardino County</li> <li>Town of Apple Valley</li> <li>City of Fontana</li> <li>City of Ontario</li> <li>City of San Bernardino</li> </ol>	<p>HOME-ARP provides funding to states and local jurisdictions to reduce homelessness and increase housing stability across the country. HOME-ARP funds can be used for four eligible activities:</p> <ul style="list-style-type: none"> <li>• Production or Preservation of Affordable Housing</li> <li>• Tenant-Based Rental Assistance (TBRA)</li> <li>• Supportive Services, including services defined at 24 CFR 578.53(e), Homeless Prevention Services, and Housing Counseling</li> <li>• Purchase and Development of Non-Congregate Shelter. These structures can remain in use as non-congregate shelter or can be converted to 1) emergency shelter under the Emergency Solutions Grants (ESG) Program; 2) permanent housing under the Continuum of Care (CoC) Program; or 3) affordable housing under the HOME Program.</li> </ul>	<ol style="list-style-type: none"> <li>\$12,717,363</li> <li>\$2,913,966</li> <li>\$2,633,658</li> <li>\$2,713,297</li> <li>\$5,058,437</li> </ol>	<p>Most HOME -ARP funds may be spent on the development of permanent housing.</p>	<p>HOME-ARP funds were awarded in 2021 and must be expended by September 2030.</p>
--	---	---	--	---	--

<p><b>Encampment Resolution Funding</b></p>	<p>1. San Bernardino County Office of Homeless Services</p>	<p>These funds are available to be used to identify locations throughout the county where encampments are endemic. These funds are to be used to target individuals and families residing within the Santa Ana and Mojave Valley riverbed encampment areas and move them into long-term stable housing situations. The ERF Program may be partnered with activities currently funded through Project Roomkey, Homeless Housing, Assistance and Prevention (HHAP) funding, Emergency Solutions Grant (ESG) funding, and other housing stabilization programs such as the Continuum of Care Homeless Assistance grant.</p>	<p>1. \$1,787,998</p>	<p>The program's intent is to make available immediate interim and permanent housing options to encampment residents who are ready to transition.</p>	<p>All funds must be expended by June 30, 2024.</p>
---	---	--	-----------------------	---	---

<p><b>Family Homelessness Challenge Grant</b></p>	<p>1. City of Fontana</p>	<p>On July 26, 2022, the Fontana City Council accepted the Family Homelessness Challenge Grant award funding in the amount of \$2,726,608, to support the interim housing program. These funds will be utilized to construct an efficiency unit for a family with children as well as construct a detached ADU at the recently acquired Bridge of Hope Emergency Shelter. Funds will also be used to provide Street Outreach, Interim Shelter, Rapid Rehousing, Delivery of Permanent Housing units, Services coordination, systems support, operating subsidies as well as administration funds to cover the cost of program delivery.</p>	<p>1. \$2,726,608</p>	<p>Delivery of permanent housing units.</p>	<p>On April 30, 2022, the City was awarded these funds.</p>
---	---------------------------	---	-----------------------	---	---

HUD Continuum of Care (CoC) Homeless Assistance Grant	1. San Bernardino County Office of Homeless Services 2. Inland Southern California 211+ 3. Family Assistance Program 4. Housing Authority of the County of San Bernardino 5. Lighthouse Social Service Centers 6. The Time for Change Foundation 7. United States Veterans Initiative 8. New Hope Village 9. Knowledge and Education for Your Success (KEYS) 10. Inland Housing Solutions	CoC fiscal year 2022 awards. The purpose of the Continuum of Care program is to: (1) Promote community-wide commitment to the goal of ending homelessness; (2) Provide funding for efforts by nonprofit providers, States, and local governments to rehouse homeless individuals and families rapidly while minimizing the trauma and dislocation caused to homeless individuals, families, and communities as a consequence of homelessness; (3) Promote access to and effective use of mainstream programs by homeless individuals and families; and (6) Optimize self-sufficiency among individuals and families experiencing homelessness.  Funds are awarded through an annual competition to private nonprofit organizations, states, local governments, instrumentalities of state and local governments, and public housing agencies. Project component types include permanent housing (including permanent supportive housing (PSH) and rapid re-housing (RRH)), transitional housing, supportive services only, Homeless Management Information Systems, and homelessness prevention. Eligible	1. Two awards: HIMS-\$250,158; and Planning grant funds: \$431,319 2. \$403,136 (for coordinated entry system) 3. \$2,352,206 (for joint transitional housing and RRH in partnership with the domestic violence coalition) 4. 4 PSH programs: Cornerstone-\$3,633,423; Lantern Woods-\$186,134; Laurel Brook-\$443,004; Gateway-\$228,918 5. \$1,003,447 (Hope for Heroes PSH) 6. \$433,560 (Homes of Hope PSH)	The CoC Program primarily provides permanent housing through RRH and PSH.	Fiscal year 2022 awards, each applicant is awarded for 1 year and has the option for renewal.

<p>11. Lutheran Social Services of Southern California</p> <p>12. Inland Valley HOPE Partners</p> <p>13. Step Up On Second, Inc.</p>	<p>costs include acquisition, new construction, rehabilitation, leasing, rental assistance, supportive services, operating, costs associated with HMIS, and project administration.</p>	<p>7. \$1,255,841 (Veterans PSH Program)</p> <p>8. \$45,843 (New Hope Village, Too! PSH)</p> <p>9. Two RRH Programs:  \$341,736 (KEYS for Success);  \$281,281 (KEYS for Life)</p> <p>10. \$581,602 (Infinite Horizons RRH program)</p> <p>11. \$84,696 (Permanent Housing for Homeless with HIV/AIDS)</p> <p>12. \$170,621 (Hope Partner's Family Stabilization RRH Program)</p> <p>13. \$2,681,672 (Step Up in San Bernardino PSH Program)</p>	
--	---	--	--

<p><b>Health Resources and Services Administration Ryan White, Part A</b></p>	<p>1. San Bernardino County Department of Public Health (DPH)</p>	<p>Part A of the Ryan White HIV/AIDS Treatment Extension Act of 2009 provides assistance to Eligible Metropolitan Areas (EMAs) and Transitional Grant Areas (TGAs)— locales that are most severely affected by the HIV/AIDS epidemic. Part A funds may be used to provide a continuum of care (i.e., medical and support services) for people living with HIV disease.</p>	<p>1. \$318,635</p>	<p>Bridge and Interim Housing</p>	<p>The spending deadline for this funding is February 28, 2024.</p>
<p><b>CalWORKs Homeless Assistance Grant</b></p>	<p>1. San Bernardino County Transitional Assistance Department (TAD)</p>	<p>The CalWORKs Homeless Assistance (HA) Program was established to help families in the CalWORKs program meet the costs of securing or maintaining permanent housing or to provide emergency shelter when a family is experiencing homelessness. CalWORKs HA program serves eligible CalWORKs recipients or apparently eligible CalWORKs applicants, who are homeless or at risk of homelessness. CalWORKs HA can provide payments for temporary shelter for up to 16 days, as well as payments to secure or maintain housing, including a security deposit and last month's rent, or up to two months of rent arrearages.</p>	<p>1. \$3,500,000</p>	<p>Homelessness prevention and emergency shelter services (i.e., motel vouchers)</p>	<p>Ongoing funding.</p>

<p><b>CalWORKs Housing Support Program (HSP)</b></p>	<p>1. San Bernardino County Transitional Assistance Department (TAD)</p>	<p>The CalWORKs HSP was established in 2014 to foster housing stability for families experiencing, or at risk of, homelessness in the CalWORKs program. HSP offers financial assistance and housing-related wraparound supportive services, including but not limited to rental assistance, housing navigation, case management, security deposits, utility payments, moving costs, interim shelter assistance, legal services, and credit repair.</p>	<p>1. \$12,862,476</p>	<p>KEYS administers the HSP funding on behalf of TAD providing rental assistance and RRH.</p>	<p>The spending deadline is June 30, 2025.</p>
<p><b>California Department of Social Services (CDSS) Housing and Disability Advocacy Program (HDAP)</b></p>	<p>San Bernardino County Department of Community Development and Housing (CDH)</p>	<p>HDAP targets individuals who are experiencing homelessness in San Bernardino County and who are likely eligible for disability benefits. For HDAP, the CDSS defines "chronically homeless" and "homeless" according to the definitions used by the U.S. Department of Housing and Urban Development (HUD) and defined in 24 Code of Federal Regulations (CFR) section 91.5. Amongst those who are eligible, the program prioritizes individuals or families who are experiencing chronic homelessness or homelessness and rely most heavily on government-funded services.</p>	<p>1. \$3,286,580</p>	<p>Services provide interim shelter assistance, rental assistance, and housing navigation.</p>	<p>Ongoing funding.</p>

<p><b>Homeland Security's Federal Emergency Management Agency Emergency Food and Shelter Program (EFSP)</b></p>	<p>1. Inland Southern California 211+ United Way administers the EFSP for the local board.</p>	<p>The Emergency Food and Shelter Program (EFSP) is a federally funded program administered by the U.S. Department of Homeland Security's Federal Emergency Management Agency (FEMA). The purpose of the EFSP is to supplement and expand the ongoing work of local social service organizations, both non-profit and governmental, to provide shelter, food and supportive services to individuals and families who have economic emergencies. Accordingly, EFSP funding is open to all organizations helping hungry and homeless people, as well as organizations that support those at risk of becoming hungry or homeless due to economic hardships.</p> <p>A national board, chaired by FEMA, with representatives from American Red Cross; Catholic Charities USA; The Jewish Federations of North America; National Council of the Churches of Christ in the USA; The Salvation Army; and United Way Worldwide, is the sole recipient of EFSP funds from FEMA and establishes the program's policies, procedures, and guidelines. United Way Worldwide also serves as the National Board's</p>	<p>1. Phase 39: \$1,088,120; Phase 40: \$1,012,296</p>	<p>Mostly emergency shelter beds and food services.</p>	<p>Ongoing funding through phases.</p>
---	--	---	--	---	--

			<p>Secretariat and Fiscal Agent, administering the program on a day-to-day basis.</p>		
			<p>The National Board provides EFSP funds to local jurisdictions (counties or cities) based on an allocation formula using the most recent national population, unemployment, and poverty statistics. Those jurisdictions that qualify for an allocation must each convene a local board comprised of representatives at the local level of the same organizations as those on the national board; a local government official must serve in place of the FEMA representative. Each local board must have a Native American representative if the jurisdiction is located within or encompasses a federally recognized Native American reservation, and each local board must have a representative who is homeless, formerly homeless, or a former recipient of program services. Additionally, the national board encourages organizations representing or serving the special emphasis groups named in the McKinney-Vento Homeless Assistance Act be included on local boards.</p>		

<b>Supportive Services for Veteran Families (SSVF) – FY 2024 Awards</b>	<ol style="list-style-type: none"> <li>1. Knowledge and Education for Your Success, Inc. (KEYS) United States Veterans Initiative</li> <li>2. Lighthouse Social Service Centers</li> </ol>	<p>For very low-income Veterans, SSVF provides case management and supportive services to prevent the imminent loss of a Veteran's home or identify a new, more suitable housing situation for the individual and his or her family; or to rapidly re-house Veterans and their families who are homeless and might remain homeless without this assistance.</p>	<ol style="list-style-type: none"> <li>1. 1,305,678</li> <li>2. \$7,334,734 (provides services to multiple counties including L.A., Orange, Riverside, and San Bernardino)</li> <li>3. \$2,236,113 (provides services to both Riverside and San Bernardino Counties)</li> </ol>	Provide RRH to Veteran families.	Awarded in 2023 for 2024, two years of funding with potential renewals.
<b>HUD Veteran Affairs Supportive Housing Voucher Program (HUD-VASH)</b>	<ol style="list-style-type: none"> <li>1. Housing Authority of the County of San Bernardino</li> </ol>	<p>he HUD-Veterans Affairs Supportive Housing (HUD-VASH) program combines HUD's Housing Choice Voucher (HCV) rental assistance for homeless Veterans with case management and clinical services provided by the Department of Veterans Affairs (VA).</p>	HUD-VASH voucher payment standards (VPS) vary dependent on rental cost and the VPS per bedroom size.	629 – Voucher total awards	Ongoing.
<b>San Bernardino County Family Stabilization Program (FSP)</b>	<ol style="list-style-type: none"> <li>1. Lighthouse Social Service Centers</li> </ol>				

<p><b>Veteran Affairs Health Care for Homeless Veterans Grant Per Diem Program (GPD)</b></p>	<ol style="list-style-type: none"> <li>1. Avector Community Group, Inc.</li> <li>2. Help for Future Leaders, Inc.</li> <li>3. Life Community Development Lighthouse Social Service Centers</li> <li>5. St. Annes Retirement Community</li> </ol>	<p>VA's Grant and Per Diem (GPD) Program is offered annually (as funding permits) by the Department of Veterans Affairs to fund community agencies providing services to Veterans experiencing homelessness. The purpose of the transitional housing component of the program is to promote the development and provision of supportive housing and services with the goal of helping homeless Veterans achieve residential stability, increase their skill levels and/or income, and obtain greater self-determination. Additionally, the GPD Program offers Case Management grants to support housing retention for Veterans who were previously homeless and are transitioning to permanent housing.</p>	<p>Operational costs, including salaries, may be funded by the per diem component. For supportive housing, the maximum amount payable under the per diem is \$68.64 per day per Veteran housed. Veterans in supportive housing may be asked to pay rent if it does not exceed 30% of the Veteran's monthly-adjusted income.</p>	<p>GPD Veteran beds and minor dependents:</p> <ol style="list-style-type: none"> <li>1. 39 &amp; 6</li> <li>2. 15 &amp; 0</li> <li>3. 10 &amp; 4</li> <li>4. 12 &amp; 0</li> <li>5. 8 &amp; 0</li> </ol>	<p>Annual funding per response to notice of funding opportunity.</p>
<p><b>HUD Housing Opportunities for Persons with AIDS (HOPWA)</b></p>	<ol style="list-style-type: none"> <li>1. Foothill AIDS Project</li> </ol>	<p>HOPWA funds may be used for housing projects, short-term rental assistance, mortgage payments, utility payments, counseling, clinic-based health care, home care, and program administration. The City of Riverside subcontracts with the Housing Authority of the County of Riverside (HACR) and Foothill AIDS Project to serve as Project Sponsors and facilitate HOPWA activities throughout the region.</p>	<p>\$1,679,362.56 (Riverside HOPWA 2022; \$2,250,000 in Competitive HOPWA for 2021)</p>	<p>Housing and services.</p>	<p>Annual formula allocation to the City of Riverside.</p>

## 2.6 Plan to Connect People Experiencing Homelessness to All Eligible Benefit Programs

1. Explain how the region is connecting, or will connect, individuals to wrap-around services from all eligible federal, state, and local benefit programs, including, but not limited to, housing and homelessness services and supports that are integrated with the broader social services systems and supports. Benefit Programs include, but are not limited to:

- CalWORKS
- CalFresh
- Supplemental Security Income/State Supplemental Program (SSI/SSP) and disability benefits advocacy
- In-home supportive services
- Adult protective services
- Child welfare
- Child care
- Medi-Cal benefits through Managed Care Plans

### Guidance

*All of the above benefit programs **must** be included and fully explained in the table. In addition to these benefit programs, participating jurisdictions should add other benefit programs that provide wrap-around services in the region.*

*To add additional benefit programs, add rows to the bottom of the table.*

### Definitions:

- **Connection Strategy/ies** means methods and actions that support client access and/or enrollment in eligible benefit programs. This may be a method or action that supports connection between a benefit program and clients, between benefits programs, and/or between benefits programs and the homeless services system, so long as the method or action supports client access and/or enrollment in the eligible benefit program.
- **Lead Entity** should include the name of the regional Eligible Applicant responsible for managing the key action.
- **Collaborating Entity/ies** may include a group, organization, or jurisdiction within your region working to address or improve the metric. This can be

Benefit Programs

Benefit Program

Connection Strategy/ies

Lead Entity

Collaborating Entity/ies

<p><b>CalWORKs</b></p>	<p>The CalWORKs connection strategy was designed to identify households at risk by reviewing risk factors associated with homelessness and matching those households with access to appropriate mainstream services. The current strategy includes coordination with the local Temporary Assistance for Needy Families program (known in San Bernardino County as the Transitional Assistance Department (TAD), and the CES and CoC/ESG homeless service agencies that are funded to provide homeless prevention services. TAD implements CalWORKs to provide housing, food, utilities, medical care to eligible families, while simultaneously providing on the job training and work experience to the head of household. Many homeless service agencies in the region employ CalWORKs recipients as part of their nonprofit services.</p>	<p>San Bernardino County Transitional Assistance Department</p>	<ul style="list-style-type: none"> <li>• The Continuum of Care (CoC)</li> <li>• Inland SoCal United Way 211+ (as the coordinated entry system [CES] lead agency)</li> <li>• County of San Bernardino</li> <li>• Countywide homeless service agencies</li> </ul>
<p><b>CalFresh</b></p>	<p>The CalFresh connection strategy was designed to identify households at risk by reviewing risk factors associated with food insecurity and matching those households with access to appropriate mainstream services. TAD implements CalFresh to provide food to eligible families. The current strategy includes coordination with TAD, and the CES and CoC/ESG homeless service agencies to refer to CalFresh,</p>	<p>San Bernardino County Transitional Assistance Department</p>	<ul style="list-style-type: none"> <li>• The Continuum of Care (CoC)</li> <li>• Inland SoCal United Way 211+ (as the coordinated entry system [CES] lead agency)</li> <li>• County of San Bernardino</li> <li>• Countywide homeless service agencies</li> </ul>

**Supplemental Security Income/State Supplemental Program (SSI/SSP) and disability benefits advocacy**

The region employs two major connection strategies aside from regular referrals through its mainstream services approach. San Bernardino County Office of Homeless Services (OHS), prior to online training services provided in-person SSI/SSDI Outreach, Access, and Recovery (SOAR) trainings to agencies in the Inland Empire. Agencies are now referred to complete the online training through the SOAR Technical Assistance (TA) Center. In addition, the OHS administers the local Housing Disability and Advocacy Program (HDAP) responsible for assisting people experiencing or at risk of homelessness who are likely eligible for disability benefits by providing advocacy for disability benefits as well as housing supports.

Office of Homeless Services

- Inland County Legal Services
- San Bernardino County TAD
- Inland SoCal United Way 211+ (as the CES lead agency)
- County of San Bernardino
- Countywide homeless service agencies

**In-home supportive services**

The Human Services Section of San Bernardino County oversees the In-Home Supportive Services (IHSS) department which offers in-home assistance to eligible aged, blind, and disabled individuals as an alternative to out-of-home care and enables recipients to remain safely in their own homes. IHSS has numerous connection strategies developed to assist providers and recipients with care delivery services. The IHSS Public Authority assists In-Home Caregivers with connections to training resources for caregivers (i.e., CPR, bedrest training, AED, nutrition, fall prevention, etc.), connections to the Department of Aging and Adult Services (DAAS), the local Community Action Partnership provider, and to the local continuum of care for outreach, prevention, and housing activities.

San Bernardino County IHSS

- San Bernardino County DAAS and Adult Protective Services
- San Bernardino County Children and Adult Services
- Training partners (i.e., American Red Cross, Arrowhead Regional Medical Center, San Bernardino Community Hospital, etc.)
- Senior Housing Provider Agencies
- The local Continuum of Care

**Adult protective services**

The local DAAS Adult Protective Services administers the local Home Safe program that supports the safety and housing stability of individuals who are experiencing, or at imminent risk of experiencing, homelessness due to elder or dependent adult abuse, neglect, self-neglect, or financial exploitation by providing housing-related assistance as part of an evidence-based connection strategy for homeless assistance and prevention. As part of the Home Safe program, DAAS is active in the Continuum of Care and refers clients through the CES for additional resources and connections to care.

San Bernardino County Department of Aging and Adult Services

- The Continuum of Care (CoC)
- Inland SoCal United Way 211+ (as the coordinated entry system [CES] lead agency)
- County of San Bernardino
- Countywide homeless service agencies

**Child welfare**

There is several connection strategies by the San Bernardino County Children and Family Services Department (CFS), the local child welfare provider for the region. CFS is an active member of the Continuum of Care (CoC) and participates with the local public housing authority and the Office of Homeless Services, on behalf of the CoC, to administer the local family unification program (FUP) for homeless assistance to foster youth aging out of the system. CFS also administers HHAP funding to promote foster youth success in education, workforce development and access to permanent housing along with the Department of Behavioral Health and Probation. All CoC funded recipients are required to provide eligible transitional aged youth with referrals and connection to CFS.

San Bernardino County CFS

- Housing Authority of the County of San Bernardino
- San Bernardino County Department of Behavioral Health (DBH)
- San Bernardino County Probation
- The Continuum of Care (CoC)
- Inland SoCal United Way 211+ (as the coordinated entry system [CES] lead agency)
- County of San Bernardino
- Countywide homeless service agencies

<p><b>Childcare</b></p>	<p>The CoC has several connection strategies in place for childcare. Providing connections to childcare fulfills one of HUD's requirements for connection to mainstream services. By partnering with CalWORKs, CoC providers and County departments can refer eligible individuals to TAD for reimbursement of most or all of their childcare expenses for children from birth to 12 years old when the family meets program requirements. This includes finding a provider through services through Pomona Unified School District for West Valley placements and the Child Care Resource Center for all other locations. Many of the CoC funded agencies also pay for childcare services for their clients.</p>	<p>San Bernardino County TAD  CoC funded agencies</p>	<ul style="list-style-type: none"> <li>• Pomona Unified School District Child Development Program</li> <li>• Child Care Resource Center</li> <li>• The Continuum of Care (CoC)</li> <li>• Inland SoCal United Way 211+ (as the coordinated entry system [CES] lead agency)</li> <li>• County of San Bernardino</li> <li>• Countywide homeless service agencies</li> </ul>
<p><b>Medi-Cal benefits through Managed Care Plans</b></p>	<p>Multiple connection strategies have been implemented within recent years by the local Medi-Cal managed care plan organization within the Inland Empire Region. These are part of a large collaboration with many County and nonprofit partners throughout the region. These include working with outreach teams to encourage Medi-Cal enrollment, Cal AIM programs, housing and homelessness incentive program, and other housing connection programs through various nonprofits throughout the Inland Empire.</p>	<p>San Bernardino County Transitional Assistance Department</p>	<ul style="list-style-type: none"> <li>• Inland Empire Health Plan and Molina Healthcare</li> <li>• The Continuum of Care (CoC)</li> <li>• Inland SoCal United Way 211+ (as the coordinated entry system [CES] lead agency)</li> <li>• County of San Bernardino</li> <li>• Countywide homeless service agencies</li> </ul>
<p>[other] [other]</p>			

## 2.7 Memorandum of Understanding

1. Upload the Region’s Memorandum of Understanding (MOU).
  - a. Optional: upload any additional supporting documentation the region would like to provide.

### Guidance

*A Memorandum of Understanding (MOU) must be submitted along with the application. This MOU must reflect the actions in the Regionally Coordinated Homelessness Action Plan submitted under this application, be signed by each participating eligible applicant, and commit each signatory to participate in and comply with the Regionally Coordinated Homelessness Action Plan. Smaller cities that choose to participate in the Regionally Coordinated Homelessness Action Plan may also be signatories to this MOU.*

## 2.8 Application Development Process Certification

1. Provide the dates of the three public meetings that were conducted with stakeholders before the Regionally Coordinated Homelessness Action Plan was completed.

### Guidance

*No less than three public meetings must be held for each Regionally Coordinated Homelessness Action Plan. Applicants should retain documentation of the meetings in alignment with Cal ICH’s records retention requirement outlined in the NOFA. To add additional meetings, add rows to the bottom of the table.*

Meeting	Date
1	February 20, 2024
2	February 21, 2024
3	February 22, 2024

2. Describe how specific stakeholder groups were invited and encouraged to engage in the public stakeholder process.

### Guidance

*A description is required for each stakeholder group for each Regionally Coordinated Homelessness Action Plan. Applicants should retain documentation of these efforts in alignment with Cal ICH’s records retention requirement outlined in the NOFA.*

### Stakeholders

**Description of how Stakeholders were invited and encouraged to engage in the public stakeholder process**

**People with lived experience of homelessness**

The Administrative Entity and the Chair and Vice-Chair of the governing body of the CoC reached out, invited, and encouraged several people with lived experience to participate in the stakeholder process. Despite efforts to encourage participation, only one TAY Youth with lived experience participated in the process.

**Youth with lived experience of homelessness**

Effort was made to reach out to the local Homeless Youth Advisory Board to encourage participation in the development of the local action plan. One youth from the YAB participated in the planning and development of the Regionally Coordinated Homeless Action Plan.

**Persons of populations overrepresented in homelessness**

The Administrative Entity from direction of the CoC leadership reached out to both the Faith Advisory Council for Community Transformation (FACCT) and the local Inland Empire African American Concerned Churches. A representative from FACCT attended the sessions. (FACCT) is an organization comprised of a core group of faith and community leaders creating a culture of collective impact through motivating, mentoring, and mobilizing the capacity of religious, community and government stakeholders in San Bernardino County and the greater Inland Empire region of Southern California with a focus on equity and outreach to disadvantaged communities, particularly persons of color.

**Local department leaders and staff of qualifying small jurisdictions, including child welfare, health care, behavioral health, justice, and education system leaders**

A targeted effort was made by the Administrative Entity to engage and encourage the following agencies to participate. Communication was through emails, phone calls, and in-person engagement. The following agencies participated in the planning and developmental process:

- Various healthcare agencies, such as the local Medi-Cal managed care provider, the Inland Empire Health Plan, the Pair Team a local healthcare provider agency, and a representative from Healthcare in Action.
- Representatives from the San Bernardino County Children and Family Services Department.
- Representatives from the San Bernardino County Department of Behavioral Health.
- Law enforcement representatives; the Sheriff's Department and Probation.
- A representative from the local County Department of Aging and Adult Services participated at each session.
- Representatives from the San Bernardino County Superintendent of School Homeless School Liaison program.
- Representatives from the local Transitional Assistance Department which primarily oversee the CalFresh, CalWORKs and Medi-Cal programs.

**Homeless service and housing providers working in that region**

Upon direction from CoC leadership, several community-based organizations and faith-based organizations were invited to participate in the Action Plan development process. These agencies were selected by the CoC for their successful efforts in engaging and providing services to individuals and families with lived experience.

**Each Medi-Cal Managed Care Plan contracted with the State Department of Health Care Services in the region**

As mentioned previously, the Inland Empire Health Plan, as one of the Medi-Cal managed care plans, was invited to participate in the process. Also, Molina Healthcare, the other managed care plan organization was invited and encouraged to participate in the planning development sessions.

**Street medicine providers and other providers directly serving people experiencing homelessness or at risk of homelessness**

To support the larger Inland Empire region, the local CoC and County reached out to Riverside County staff to help understand the roles and actions steps of our region through our sister county. In addition, several representatives from local elected officials attended the public sessions to incorporate input from a larger political perspective to help drive the region based on the needs of the voters. A local street medicine provider Health Care in Action participated in the public sessions. Health Care in Action provided services to patients experiencing homelessness through an innovative street medicine approach in partnership with various health plans and hospitals.

3. Certify under penalty of perjury that all participating eligible applicants met the statutory public meeting process requirements in developing the Regionally Coordinated Homelessness Action Plan.