

THE INFORMATION IN THIS BOX IS NOT A PART OF THE CONTRACT AND IS FOR COUNTY USE ONLY



**Contract Number**

20-1099 A-2

**SAP Number**

## Department of Public Health

<b>Department Contract Representative</b>	<u>Michael Shin, Contracts Analyst</u>
<b>Telephone Number</b>	<u>(909) 386-8146</u>
<b>Contractor</b>	<u>El Sol Neighborhood Educational Center</u>
<b>Contractor Representative</b>	<u>Alexander Fajardo</u>
<b>Telephone Number</b>	<u>(909) 884 - 3735</u>
<b>Contract Term</b>	<u>November 17, 2020 – May 16, 2022</u>
<b>Original Contract Amount</b>	<u>\$685,438</u>
<b>Amendment Amount</b>	<u>\$1,181,791</u>
<b>Total Contract Amount</b>	<u>\$1,867,229</u>
<b>Cost Center</b>	<u>9300991000</u>

**IT IS HEREBY AGREED AS FOLLOWS:**

**AMENDMENT NO. 2:**

It is hereby agreed to amend Contract No. 20-1099, effective August 10, 2021, as follows:

**SECTION V. FISCAL PROVISIONS**

**Amend Paragraph A to read as follows:**

- A. The maximum amount payment under this Contract shall not exceed \$1,867,229, of which \$1,867,229 may be federally funded, and shall be subject to availability of funds to the County. The consideration to be paid to Contractor, as provided herein, shall be in full payment for all Contractor's services and expenses incurred in the performance hereof, including travel and per diem.

**Amend Paragraph B, Section 2 to read as follows:**

- 2. Remainder of the funds (\$1,638,750) shall be paid out monthly based on reports received from Contractor. Payments will be made once invoiced expenditures exceed the initial payment.

**ATTACHMENT H:**

ATTACHMENT H – El Sol Outreach Promotion Description is replaced with the attached updated ATTACHMENT H – San Bernardino County – Cultural COVID-19 Prevention Program (SBC-CCPP)/Revised Scope of Work – El Sol, Dated 7.1.21


**ATTACHMENT I:**

ATTACHMENT I – El Sol Budget Summary is replaced with the attached updated ATTACHMENT I – El Sol Neighborhood Educational Center, Time Period: July 2021 – June 2022, SBDPHD COVID-19

**All other terms and conditions of Contract No. 20-1099 remain in full force and effect.**

SAN BERNARDINO COUNTY

El Sol Educational Center (El Sol)

▶   
Curt Hagman, Chairman, Board of Supervisors

(Print or type name of corporation, company, contractor, etc.)


By ▶   
(Authorized signature - sign in blue ink)

Dated: **AUG 10 2021**

Name Alexander Fajardo  
(Print or type name of person signing contract)

SIGNED AND CERTIFIED THAT A COPY OF THIS DOCUMENT HAS BEEN DELIVERED TO THE CHAIRMAN OF THE BOARD


Title Executive Director  
(Print or Type)


By   
Lynna Monell  
Clerk of the Board of Supervisors  
San Bernardino County  
Deputy

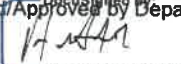
Dated: July 19, 2021

Address 766 North Waterman Avenue  
San Bernardino, CA 92410

**FOR COUNTY USE ONLY**

Approved as to Legal Form  
▶   
Adam Ebright, Deputy County Counsel  
Date July 27, 2021

Reviewed for Contract Compliance  
▶   
Becky Giroux, HS Contracts Manager  
Date July 28, 2021

Reviewed/Approved by Department  
▶   
Andrew Goldfrach, Interim Director  
Date July 27, 2021

**Title:** San Bernardino County - Cultural COVID-19 Prevention Program (SBC-CCPP)**BACKGROUND**

Residents in San Bernardino County continue to experience significant challenges due to the COVID-19 pandemic. Certain at-risk, racial, ethnic, cultural, and low-income communities continue to experience health disparities in COVID-19 infections, mortality, testing, access, and acceptance of vaccines. El Sol, a community-based organization with track record of trust in the community, has proven capacity to provide strategic communication, outreach, and education to address these disparities.

**SCOPE OF WORK**

**Goal:** The proposed equity-focused project aims to improve community health and wellness among the most vulnerable and at-risk community groups in San Bernardino County, specifically in response to the COVID-19 pandemic through community-driven health promotion and outreach, utilizing the Community Health Worker (CHW)/Promotores de Salud model.

**Strategies:** El Sol will implement a COVID-19 spectrum of prevention that includes the following components: 1) strategic outreach and education, 2) referrals and linkages, 3) vaccination maximization through reminders and coordination support, and 4) community wellness. To achieve the proposed goals and objectives, the following strategies will be implemented:

**a. Outreach and Education**

- **Comprehensive outreach and education** including but not limited to door-to-door outreach, setting up informational booths at specific locations, distribution of flyers, brochures, printed educational materials, and social media campaigns.
- Implement **events, presentations, or webinars** for the public, churches or other organizations to provide COVID-19 information that may draw residents to vaccination sites (e.g. virtual or in-person community presentations, dramas, puppet shows, etc.).

**b. Referrals and Linkages**

- Facilitate **referrals, linkages, and resources** to available county services for the communities.
- Support referrals in collaboration with available COVID-19 call centers in the county.

**c. Vaccination**

- Assign CHWs to motivate residents to schedule and/or remind residents of first or second dose *vaccination* appointments to increase appointment completion (reduce no-shows).
- Deploy CHWs to support or implement **community vaccination clinics** (e.g., mobiles, pop-up clinics) to increase community-based vaccination.

**d. Community wellness**

- Implement health and wellness workshops (in-person or virtual) including but not limited to food distribution, community gardens, etc. Access to community resources may have a positive impact on vaccination hesitancy.
- Provide social and emotional support to individuals diagnosed with COVID-19 or individuals that have been affected by the pandemic.

**Process Objectives:**

1. By the end of month one (1), El Sol will have a full cadre of 18 CHWs deployed throughout three (3) regions in the county.
2. Each month, El Sol will develop a region-specific COVID-19 social marketing and messaging campaign as measured by completed campaigns, handouts, collateral material such as flyers in select languages, and CHW script.
3. Each month, El Sol will implement two (2) community events per region (e.g. pop-up clinics, health fairs), for six (6) events per month, resulting in 60 community events by the end of the project.

**Deliverables/Outputs****a. Outreach and Education**

1. **Individual-Based Outreach:** Each month, six (6) priority zip codes in low Healthy Places Index (HPI) quartile areas (two (2) for each region) will receive at least two (2) targeted door-to-door outreach campaigns for a total of 60 door-to-door campaigns through the duration of the contract period. **Deliverable - # of door-to-door campaigns**
2. **Community-Based Outreach:** Each month, six (6) priority zip codes in low Healthy Places Index (HPI) quartile areas (two (2) for each region) will receive at least two (2) targeted community-outreach campaigns including informational booths or tabling at high traffic locations (e.g. supermarkets, convenience stores, religious events, etc.) for a total of 60 community-based outreach booths through the duration of the contract period. **Deliverable - # of Informational booths/tabling events**
3. Each month, one (1) event, presentation, or webinar to provide COVID-19 education will be completed for each region for a total of 30 events, presentation, or webinars through the duration of the contract period. **Deliverable - # of events, presentations, or webinars**
4. By the end of month 10, 20,000 individuals reached through social media platforms with COVID-19 messages, education, etc. as measured by media engagements. **Deliverable - # of individuals engaged through social media**

**b. Referral and Linkage**

## ATTACHMENT H

1. Each month, 200 households per region, for a total of 600 households per month, for a total of 6,000 per year, will receive support and will be linked to resources including but not limited to: health care, housing assistance/ information about rent payments, food and nutrition (food banks), unemployment, immigration resources, as measured by referral logs. **Deliverable - # of households that receive a referral**

**c. Vaccination**

1. Each month, El Sol will support and/or implement six (6) County-approved vaccination sites (e.g. pop-up clinics, existing clinics) two (2) per region, for a total of 60 vaccination sites for the entire period. **Deliverable - # of vaccination sites supported**
2. Each month, 1,000 individuals in each of the three (3) regions, for a total of 3,000 individuals per month for a total of 30,000 per year, will be contacted through targeted outreach promoting the vaccinations sites at high traffic locations (e.g. supermarkets, convenience stores, puppets, educational song, churches, etc.) as measured by activity log and/or sign-in logs. **Deliverable - # of individuals that receive information about vaccination sites**

**d. Community Wellness**

1. Each month, El Sol will implement ten (10) wellness presentations per region, for a total of 30 presentations per month, resulting in 300 presentations by the end of the project. **Deliverable - # of wellness presentations**
2. By the end of project, at least 3,000 residents will receive social and emotional support to contribute to resilience and full recovery and will report satisfaction and improved recovery as measured by satisfaction report. **Deliverable - # individuals that receive social and emotional support as measured by satisfaction report**

**General Methodology**

- **Deployment of Community Health Workers/Promotores.** County divided in three (3) regions: 18 CHW/Promotores distributed across the three (3) regions of the county: West Valley Region, High Desert Region, Central-East Valley & East Desert Region including the call center. Cohorts of CHWs per region should include a full-time team leader, four (4) Latinos, two (2) African Americans and one (1) Pacific Islander.
- **Empowerment evaluation** to identify factors associated with attitudes towards public health safety guidelines, testing, and vaccination. Potential design: Mixed methods to include a) survey of residents and attendees at testing or vaccination sites, and b) focus groups. Evaluation will yield timely and in-demand information necessary to position San Bernardino as a model in addressing COVID-19.

**Organization Name: El Sol Neighborhood Educational Center Budget**  
**Time Period: July 2021 - June 2021**  
**SBDPHD Covid 19**

**Organization Name: El Sol Neighborhood Educational Center**  
**Time Period: July 2021 - June 2021**  
**SBDPHD Covid 19**

A: Salaries and Wages		Base Hourly Rate	Annual Salary	% Effort	# of Weeks	Total Project Salary
Name	Title					
	Project Manager	\$ 22.00	\$45,760	100%	44	\$ 38,720
	CHWs Team Leader Western Region	\$ 19.00	\$39,520	100%	44	\$ 33,440
	CHWs Team Leader Desert Region	\$ 19.00	\$39,520	100%	44	\$ 33,440
	CHWs Team Leader East Region	\$ 19.00	\$39,520	100%	44	\$ 33,440
	Office Support	\$ 16.00	\$33,280	100%	44	\$ 28,160
All of CHWs in one line item for a total of 12 FTE	CHWs/promotores Western Region	\$ 17.00	\$35,360	1200%	44	\$ 359,040
	CHWs/promotores Western Region	\$ 17.00	\$35,360			\$ -
	CHWs/promotores Western Region	\$ 17.00	\$35,360	0%		\$ -
	CHWs/promotores Western Region	\$ 17.00	\$35,360	0%		\$ -
	CHWs/Promotores High Desert	\$ 17.00	\$35,360	0%		\$ -
	CHWs/Promotores High Desert	\$ 17.00	\$35,360	0%		\$ -
	CHWs/Promotores High Desert	\$ 17.00	\$35,360	0%		\$ -
	CHWs/Promotores High Desert	\$ 17.00	\$35,360	0%		\$ -
	CHW/Promototores Estern Region	\$ 17.00	\$35,360	0%		\$ -
	CHW/Promototores Estern Region	\$ 17.00	\$35,360	0%		\$ -
	CHW/Promototores Estern Region	\$ 17.00	\$35,360	0%		\$ -
	CHW/Promototores Estern Region	\$ 17.00	\$35,360	0%		\$ -
	Media Support/Educator	\$ 17.00	\$35,360	100%	44	\$ 29,920
	Project Quality Assurance	\$ 26.00	\$54,080	40%	44	\$ 18,304
	Director of Programs or Director	\$ 40.00	\$83,200	20%	44	\$ 14,080
	Data entry	\$ 16.00	\$33,280	100%	44	\$ 28,160
	Training Specialist	\$ 30.00	\$62,400	50%	44	\$ 26,400
	Mental Health Specialist	\$ 30.00	\$62,400	30%	44	\$ 15,840
	Fiscal Staff Analyst	\$ 16.00	\$33,280	50%	44	\$ 14,080
		\$ -	\$0	0%	0	\$ -
		\$ -	\$0	0%	0	\$ -
<b>Subtotal Personnel</b>				<b>20.90</b>		<b>\$ 673,024</b>
<b>B. Fringe Benefits</b>						
Estimates		15.00%				\$ 100,954
<b>Subtotal Fringe Benefits</b>						<b>\$ 100,954</b>
<b>A: SALARIES + Bennefits</b>						<b>\$ 773,977</b>
<b>C. Consultant Costs</b>						
<b>Subtotal Consultant Costs</b>						<b>\$ -</b>
<b>D. Equipment</b>				Unit /Quantity	Cost per unit	Total Cost
	Computers					\$ -
	Printers					\$ -
	Ipads					\$ -
<b>Subtotal Equipment</b>						<b>\$ -</b>

**Organization Name: El Sol Neighborhood Educational Center Budget**  
**Time Period: July 2021 - June 2021**  
**SBDPHD Covid 19**

<b>E. Supplies</b>						
Office Supplies				10	\$1,000	\$ 10,000
Travel				10	\$1,500	\$ 15,000
Cellphones CHWs				10	\$267	\$ 2,666
Printing and Incentives				3	\$10,000	\$ 30,000
Operation				10	\$1,500	\$ 15,000
						\$ -
						\$ -
<b>Subtotal Supplies</b>						<b>\$ 72,666</b>
<b>G. Contractual Costs</b>						
	MOU African American High Desert			2CHWs		\$ 41,000
	MOU Asian and Pacific Islander			1.5 CHWs		\$ 30,000
	MOU African American Eastern Region			2CHWs		\$ 41,000
	MOU African American Western Region			2CHWs		\$ 41,000
<b>Subtotal Contractual Costs</b>					<b>\$0</b>	<b>\$ 153,000</b>
<b>H. Other</b>						
Project Designer	Leidy Lopez			400	\$25	\$ 10,000.00
Evaluator/	Dr Gamboa and Dr Jara			300	\$60	\$ 18,000.00
					\$0	\$ -
					\$0	\$ -
<b>Subtotal Other</b>						<b>\$ 28,000</b>
<b>Total Cost (A-H)</b>						<b>\$ 1,027,644.00</b>
Indirect				15%		\$ 154,147.00
<b>Total - USD</b>						<b>\$ 1,181,791.00</b>