



SECTION G

CONTRACT DRAWINGS

**CSA 70M WONDER VALLEY
COMMUNITY CENTER KITCHEN AND
RESTROOM REMODEL PROJECT**

FOR

**COUNTY SERVICE AREA 70M WONDER VALLEY
TWENTYNINE PALMS, CALIFORNIA**

PROJECT NO.: 30.30.0149

SAN BERNARDINO SPECIAL DISTRICTS DIVISION WONDER VALLEY COMMUNITY CENTER RENOVATION

80526-1/2, AMBOY RD,
TWENTYNINE PALMS, CA 92277

SHEET INDEX

1	TITLE SHEET
2	SITE PLAN
3	REVERSE OSMOSIS PLAN
4	DEMOLITION FLOOR PLAN
5	RENOVATION FLOOR PLAN
6	ENLARGED FLOOR PLANS
7	DEMOLITION CEILING PLAN
8	RENOVATION CEILING PLAN
9	ROOF PLAN
10	INTERIOR ELEVATIONS
11	INTERIOR ELEVATIONS
12	SCHEDULES
13	ACCESSIBLE DETAILS
14	DETAILS

OWNER
COUNTY OF SAN BERNARDINO
385 N. ARROWHEAD AVENUE
SAN BERNARDINO, CA 92415
CONTACT: ALFONSO FAUSTO
P: 909-386-8827
E: ALFONSO.FAUSTO@SDD.SBCOUNTY.GOV

ARCHITECT
BOA ARCHITECTURE
1511 COTA AVENUE
LONG BEACH, CA 90813
CONTACT: EDWARD LOK NG, ARCHITECT
P: 562-912-7900
E: LOK.NG@BOAARCHITECTURE.COM

PLUMBING ENGINEER
ENGINEERING DESIGN ANALYSIS INC.
10061 TALBERT AVENUE, SUITE 300
FOUNTAIN VALLEY, CA 92708
CONTACT: KEVIN FRIEDMAN
T: 714-913-8393

ELECTRICAL ENGINEER
ENGINEERING DESIGN ANALYSIS INC.
10061 TALBERT AVENUE, SUITE 300
FOUNTAIN VALLEY, CA 92708
CONTACT: CLIFFORD ISHII
T: 714-913-8393

MECHANICAL ENGINEER
ENGINEERING DESIGN ANALYSIS INC.
10061 TALBERT AVENUE, SUITE 300
FOUNTAIN VALLEY, CA 92708
CONTACT: KEVIN FRIEDMAN
T: 714-913-8393

PROJECT DIRECTORY 3

APPLICABLE STATE CODES (WITH COUNTY OF SAN BERNARDINO AMENDMENTS)

CALIFORNIA BUILDING CODE	2022
CALIFORNIA MECHANICAL CODE	2022
CALIFORNIA PLUMBING CODE	2022
CALIFORNIA ELECTRICAL CODE	2022
CALIFORNIA ENERGY CODE	2022
CALIFORNIA GREEN BUILDING STANDARDS CODE	2022

FEDERAL STANDARDS

ADA STANDARDS	2010
---------------	------

THE SCOPE OF WORK INVOLVES THE FOLLOWING:

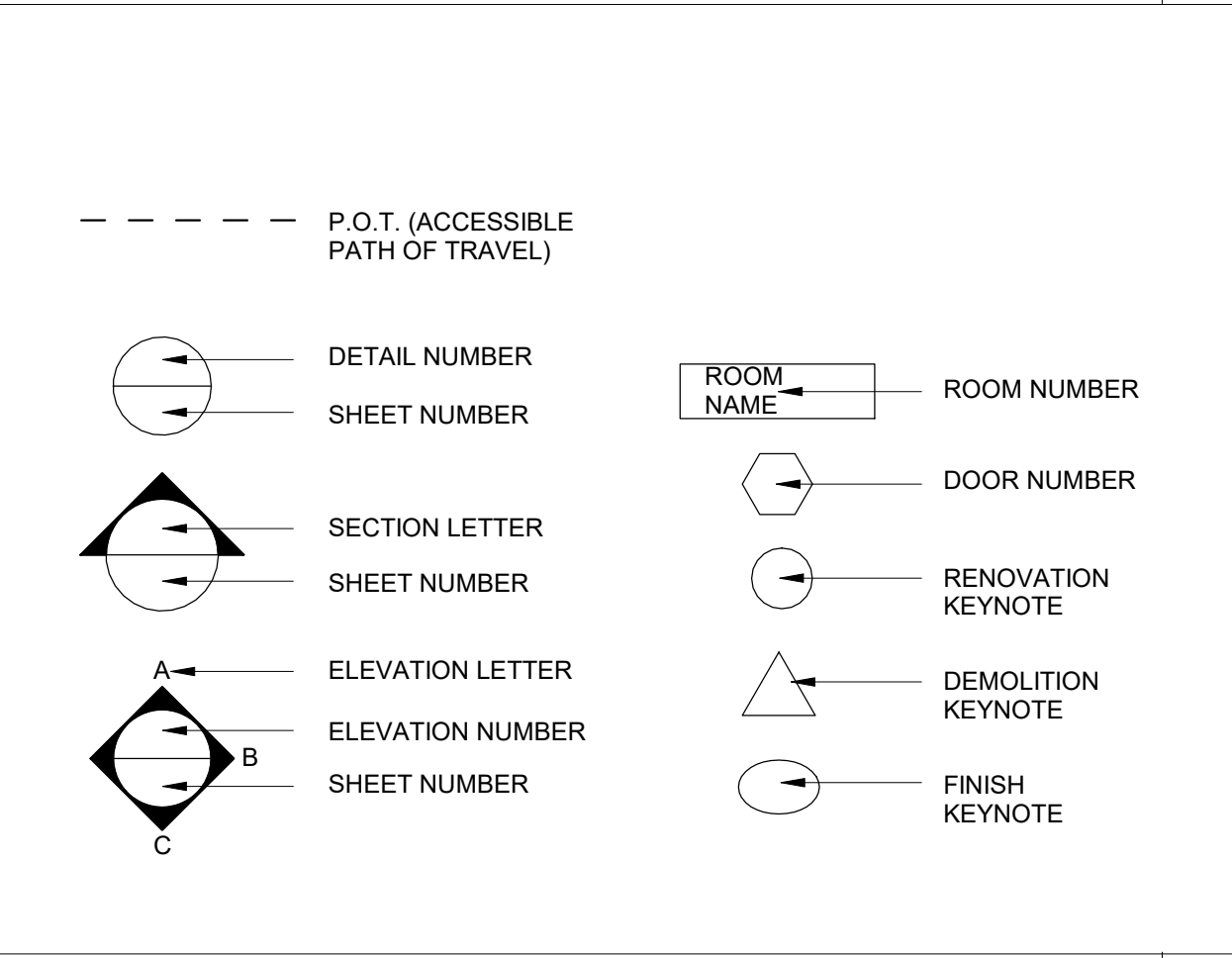
WORK AT COMMUNITY CENTER:
EXISTING MEN AND WOMEN'S RESTROOM, KITCHEN, AND HALLWAY AREA TO BE RENOVATED. PROVIDE ADA COMPLIANCE THROUGHOUT THE RESTROOM (LIMITED TO THE AREA OF WORK), PROVIDE NEW TOILETS, URINAL, NEW SINKS, NEW FLOORING, NEW WALL FINISHES, NEW LED LIGHT FIXTURES, NEW DOORS. PROVIDE NEW EXHAUST FANS.

EXISTING KITCHEN TO BE RENOVATED WITH NEW FLOOR, WALL AND CEILING FINISHED, NEW SINKS, FURNITURE, LIGHTING AND EXHAUST FAN. NEW GREASE INTERCEPTOR TO BE INSTALLED AT EXTERIOR.

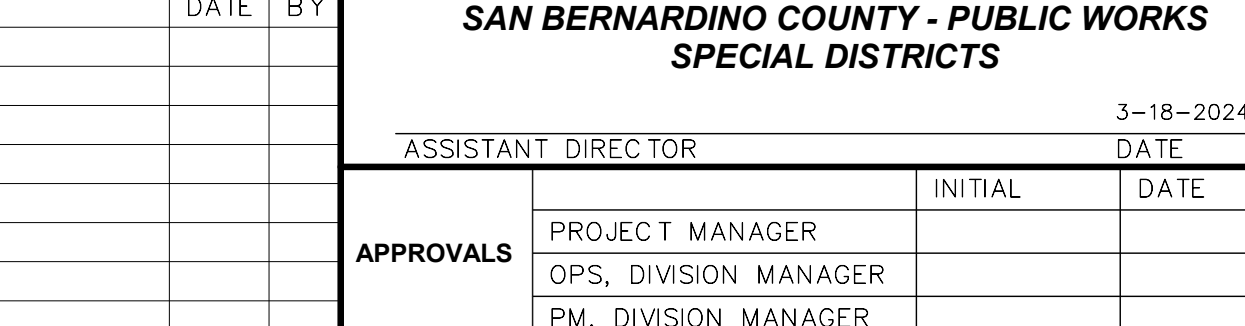
WORK AT EXISTING WELL:
PROVIDE NEW REVERSE OSMOSIS WATER FILTRATION SYSTEM AT EXISTING WELL PAD. NEW DRY WELL TO BE CONSTRUCTED. PROVIDE NEW EQUIPMENT ENCLOSURE (312 SF) WITH ROOF AND FOUNDATION AROUND EXISTING EQUIPMENT.

SHOP DRAWINGS AND STRUCTURAL CALCULATIONS FOR NEW EQUIPMENT ENCLOSURE SHALL BE A DEFERRED SUBMITAL.

APPLICABLE CODES 4



SYMBOL LEGEND 5



SCOPE OF WORK 1

ASSESSOR ID NO:	0592-331-31
NO. OF STORIES:	1 STORIES
OCCUPANCY GROUP:	B
CONSTRUCTION TYPE:	COMMUNITY CENTER: TYPE V EQUIPMENT ENCLOSURE: TYPE V
FIRE SPRINKLERS:	NO
AREA TO BE RENOVATED:	289 SF (COMMUNITY CENTER)
NEW BUILDING SF:	312 SF (EQUIPMENT ENCLOSURE)
USE OF BUILDING:	COMMUNITY CENTER

1. CONTRACTOR SHALL VERIFY ALL EXISTING CONDITIONS AND DIMENSIONS PRIOR TO COMMENCING WORK, REPORTING ANY DISCREPANCIES TO THE OWNER.
2. WRITTEN DIMENSIONS SHALL HAVE PRECEDENCE OVER SCALED DIMENSIONS ON THE DRAWINGS.
3. GENERAL CONTRACTOR TO BE RESPONSIBLE FOR ALL DEMOLITION IN PREPARATION FOR NEW WORK.
4. PATCH, RESTORE, AND REFINISH ALL AREAS DAMAGED BY THE CONSTRUCTION WORK AND DEMOLITION.
5. REPAIR ALL TRANSITIONAL AREAS BETWEEN EXISTING AND NEW WORK DUE TO DEMOLITION.
6. PROTECT EXISTING CONSTRUCTION FINISHES, ADJACENT PROPERTY, PLANTING AND TREES. PROTECT THE WORK FROM RAIN AND OTHER NATURAL ELEMENTS. REPAIR, REFINISH, OR REPLACE ANY ITEMS DAMAGED DURING CONSTRUCTION.
7. COORDINATE W/ OWNER PRIOR TO DEMOLITION FOR ITEMS TO BE SALVAGED.
8. UTILITY SERVICES: CONTRACTORS AND SUB-CONTRACTORS SHALL CONFIRM LOCATIONS OF UTILITIES AND NOTIFY ALL PERSONS WORKING ON SITE OF EXISTING UTILITIES. CONTRACTOR SHALL LOCATE AND IDENTIFY ACTIVE UTILITY SERVICES AND TEMPORARY DE-ACTIVATE THEM WHEN THEY CONSTITUTE A HAZARD. LOCATION OF GAS, ELECTRIC AND WATER METERS TO CONFORM WITH UTILITY COMPANY REQUIREMENTS.
9. REGARDING DEMOLITION, CAP ALL EXISTING UTILITIES & PREPARE FOR NEW WORK AS REQUIRED.
10. CONTRACTOR SHALL PROVIDE TEMPORARY TOILET IN ACCORDANCE WITH LOCAL ORDINANCES IF NO EXISTING TOILET AVAILABLE ON SITE.
11. THE CONTRACTOR IS RESPONSIBLE FOR COMPLYING WITH ALL GOVERNING BLDG. CODES AND CITY ORDINANCES.
12. ALL WORKMANSHIP AND MATERIALS SHALL CONFORM TO THE LATEST EDITION OF THE COUNTY OR LOCAL CODES AND ORDINANCES.
13. PROTECT EXISTING CONSTRUCTION FINISHES, ADJACENT PROPERTY, PLANTING AND TREES. PROTECT THE WORK FROM RAIN AND OTHER NATURAL ELEMENTS.
14. REPAIR, REFINISH, OR REPLACE ANY ITEMS DAMAGED DURING CONSTRUCTION.
15. CONTRACTOR CAN PROVIDE "OR APPROVED EQUAL" MANUFACTURER FOR ALL NAMED MANUFACTURERS.

GENERAL NOTES 9

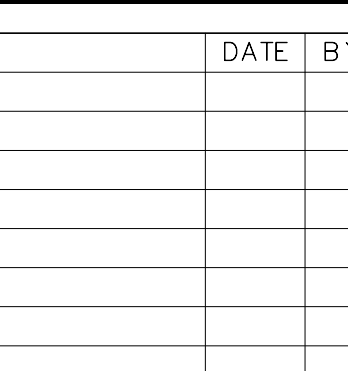
VICINITY MAP 8

ABBREVIATIONS 10

ACC.	ACCOUSTICAL
A.D.	AREA DRAIN
ADJ.	ADJUSTABLE
AL	ALUMINUM
APPROX.	APPROXIMATE
ARCH.	ARCHITECTURAL
ASPH.	ASPHALT
A.T.	ACOUSTICAL TILE
BD	BOARD
BITUM.	BITUMINOUS
BLDG.	BUILDING
BLK	BLOCK
BM	BEAM
BOT	BOTTOM
CAB	CABINET
C.B.	CATCH BASIN
CEM	CEMENT
CER	CERAMIC
C.I.	CAST IRON
CLG.	CEILING
CLKG	CALKING
CLR.	CLEAR
CMU	CONCRETE MASONRY UNIT
COL	COLUMN
CONC.	CONCRETE
CONN.	CONNECTION
CONST.	CONSTRUCTION
CONT.	CONTINUOUS
C.T.	CERAMIC TILE
CTR	CENTER
DBL	DOUBLE
DEPT.	DEPARTMENT
D.F.	DRINKING FOUNTAIN
DIA.	DIAMETER
DET	DETAIL
DIM	DIMENSION
DISP	DISPENSER
DN	DOWN
DR	DOOR
DS	DOWNSPOUT
DWG	DRAWING
E	EAST
EA.	EACH
EL	ELEVATION
ELEC	ELECTRICAL
ELEV	ELEVATOR
EMER	EMERGENCY
ENCL	ENCLOSURE
EQ	EQUAL
EQPT	EQUIPMENT
(E) OR EXIST	EXISTING
EXPO	EXPOSED
EXP	EXPANSION
E.J.	EXPANSION JOINT
EXT	EXTERIOR
F.A.	FIRE ALARM
F.D.	FLOOR DRAIN
FND	FOUNDATION
F.E.	FIRE EXTINGUISHER
F.E.C.	FIRE EXTINGUISHER CABINET
FIN	FINISH
FL	FLOOR
FLASH	FLASHING
FLUOR	FLUORESCENT
F.O.C.	FACE OF CONCRETE
F.O.F.	FACE OF FINISH
F.O.S.	FACE OF STUD
FPRF	FIREPROOF
FT	FOOT OR FEET
FTG	FOOTING
FURR	FURRING
GA	GAUGE
GALV	GALVANIZED
G.D.	GARBAGE DISPOSAL
G.I.	GALVANIZED IRON
GL	GLASS
GND	GROUND
GR	GRADE
GYP.	GYPSONUM
H.B.	HOSE BIB
H.C.	HOLLOW CORE
HOWD	HARDWOOD
HDWE	HARDWARE
HM	HOLLOW METAL
HORIZ	HORIZONTAL
HR	HOUR
HT	HEIGHT
ID.	INSIDE DIAMETER
INSUL	INSULATION
INT	INTERIOR
JAN	JANITOR
JT	JOINT
KIT	KITCHEN
LAM	LAMINATE
LAV	LAVATORY
LT	LIGHT
MAX	MAXIMUM
M.C.	MEDICINE CABINET
MECH	MECHANICAL
MEMB	MEMBRANE
MTL	METAL
MFR	MANUFACTURER
MIN	MINIMUM
MISC	MISCELLANEOUS
M.O.	MASONRY OPENING
MTD	MOUNTED
MRG	MOISTURE RESISTANT-GYP. BD.
MUL	MULLION
MWVO	MICROWAVE OVEN
N	NORTH
N.I.C.	NOT IN CONTRACT
NO.	NUMBER
NOM	NOMINAL
N.T.S.	NOT TO SCALE
O	OVER
OBS	OBSCURE
O.C.	ON CENTER
O.D.	OUTSIDE DIAMETER
OFF	OFFICE
OPNG	OPENING
OPP	OPPOSITE
PRCST	PRECAST
PL	PLATE
P. LAM.	PLASTIC LAMINATE
PLAS	PLASTER
PLYWD	PLYWOOD
PR	PAIR
PT	POINT
Q.T.	QUARRY TILE
R	RISER
RAD	RADIUS
R.D.	ROOF DRAIN
REF	REFERENCE
REFR	REFRIGERATOR
REINF	REINFORCED
REQ	REQUIRED
RESIL	RESILIENT
RM	ROOM
R.O.	ROUGH OPENING
RWD	REDWOOD
S	SOUTH
SC	SOLID CORE
SCHED	SCHEDULE
SECT	SECTION
SH	SHelf
SHR	SHOWER
SHT	SHEET
SIM	SIMILAR
SPEC	SPECIFICATION
SQ	SQUARE
S.STL	STAINLESS STEEL
S.SK.	SERVICE SINK
STA	STATION
STD	STANDARD
STL	STEEL
STOR	STORAGE
STRUC	STRUCTURAL
SUSP	SUSPENDED
SYM	SYMMETRICAL
TRD	TREAD
T.B.	TOWEL BAR
T.C.	TOP OF CURB
TEL	TELEPHONE
T&G	TONGUE AND GROOVE
THK	THICK
T.P.	TOP OF PAVEMENT
TV	TELEVISION
T.W.	TOP OF WALL
TYP.	TYPICAL
UNF	UNFINISHED
U.N.O.	UNLESS OTHERWISE NOTED
UR	URINAL
VERT	VERTICAL
VEST	VESTIBULE
W	WEST
WI	WITH
W.C.	WATER CLOSET
WD	WOOD
W/O	WITHOUT
WP	WATERPROOF
WSCT	WAINSCOT
WT	WEIGHT
W.I.	WROUGHT IRON

BUILDING DATA 2

UNDERGROUND SERVICE ALERT	BENCHMARK:	BASIS OF BEARING:
CALL: TOLL FREE 1-800-227-2600 OR 811		



BOA Architecture
Government Services
1511 Cota Ave. Long Beach, CA 90813 Tel. 562-912-7900

PREPARED UNDER THE SUPERVISION OF:
EDWARD LOK NG C-16840 3-18-2024
ARCHITECT NO. DATE

REVISIONS	
NO.	REVISION

PLANS APPROVED BY:
**SAN BERNARDINO COUNTY - PUBLIC WORKS
SPECIAL DISTRICTS**

3-18-2024
DATE

ASSISTANT DIRECTOR

APPROVALS	INITIAL	DATE
PROJECT MANAGER		
OPS, DIVISION MANAGER		
PM, DIVISION MANAGER		

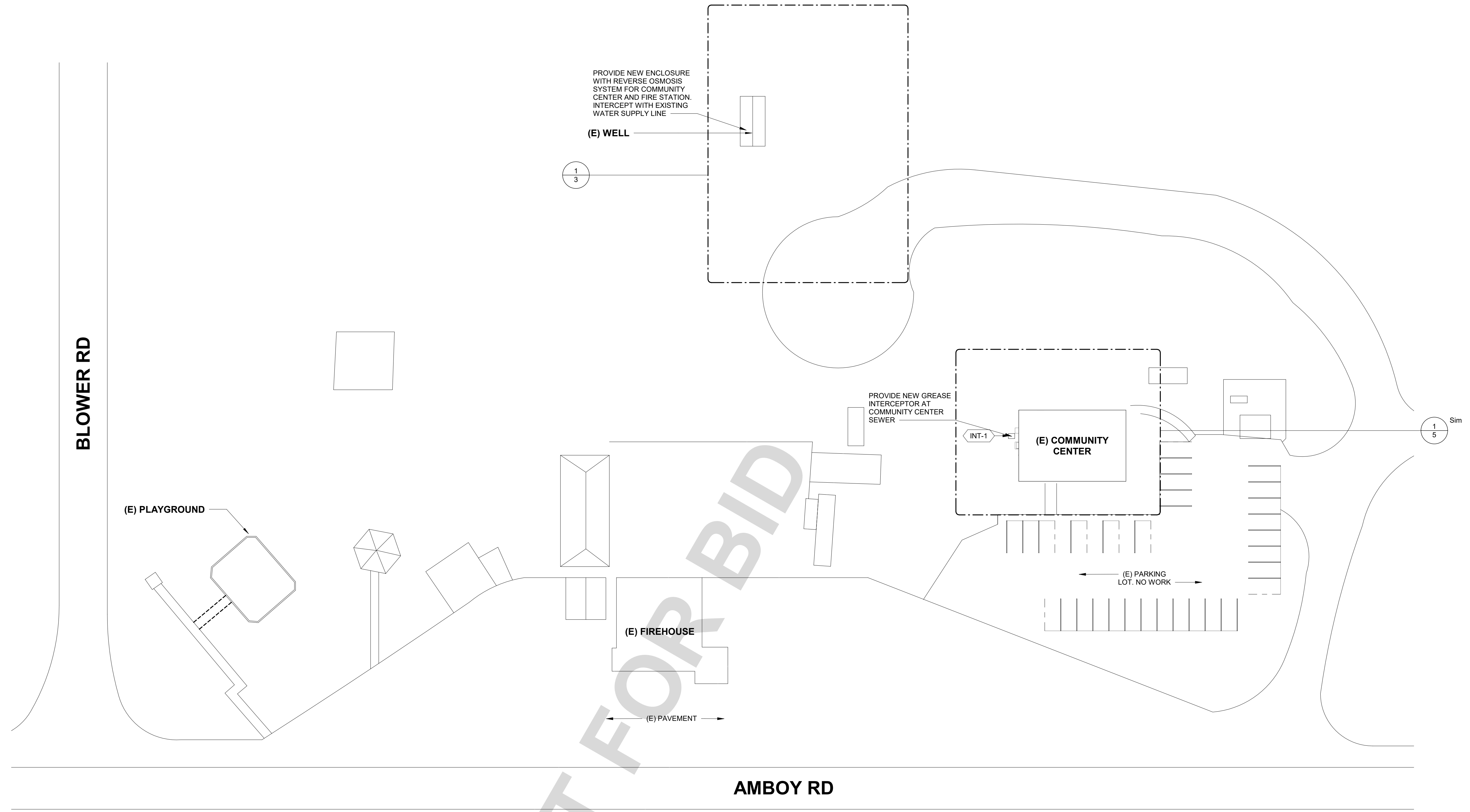
DWG. NO.
FILE NO.
SHEET 1 OF 14

IMPROVEMENT PLANS

WONDER VALLEY COMMUNITY CENTER

SITE IMPROVEMENTS

TITLE SHEET



1 RENOVATION SITE PLAN
SCALE: 1" = 30'-0"

C:\Project Files\3064_SB_SDD Wonder Valley Community Center\01-Drawings\01-Rev\3-CD\SSB_SDD Wonder Valley Community Center - CD - CENTRAL_detailed.rvt

NOT FOR BID

UNDERGROUND SERVICE ALERT



CALL: TOLL FREE
1-800-227-2600
OR
811


TWO WORKING DAYS BEFORE YOU DIG

BENCHMARK:

BASIS OF BEARING:

REVISIONS

NO.	REVISION	DATE	BY



BOA Architecture
Government Services

1511 Cota Ave. Long Beach, CA 90813 Tel. 562-912-7900

PREPARED UNDER THE SUPERVISION OF:

EDWARD LOK NG	C-16840	3-18-2024
ARCHITECT	NO.	DATE

PLANS APPROVED BY:

**SAN BERNARDINO COUNTY - PUBLIC WORKS
SPECIAL DISTRICTS**

APPROVALS	PROJECT MANAGER	INITIAL	DATE

IMPROVEMENT PLANS

WONDER VALLEY COMMUNITY CENTER

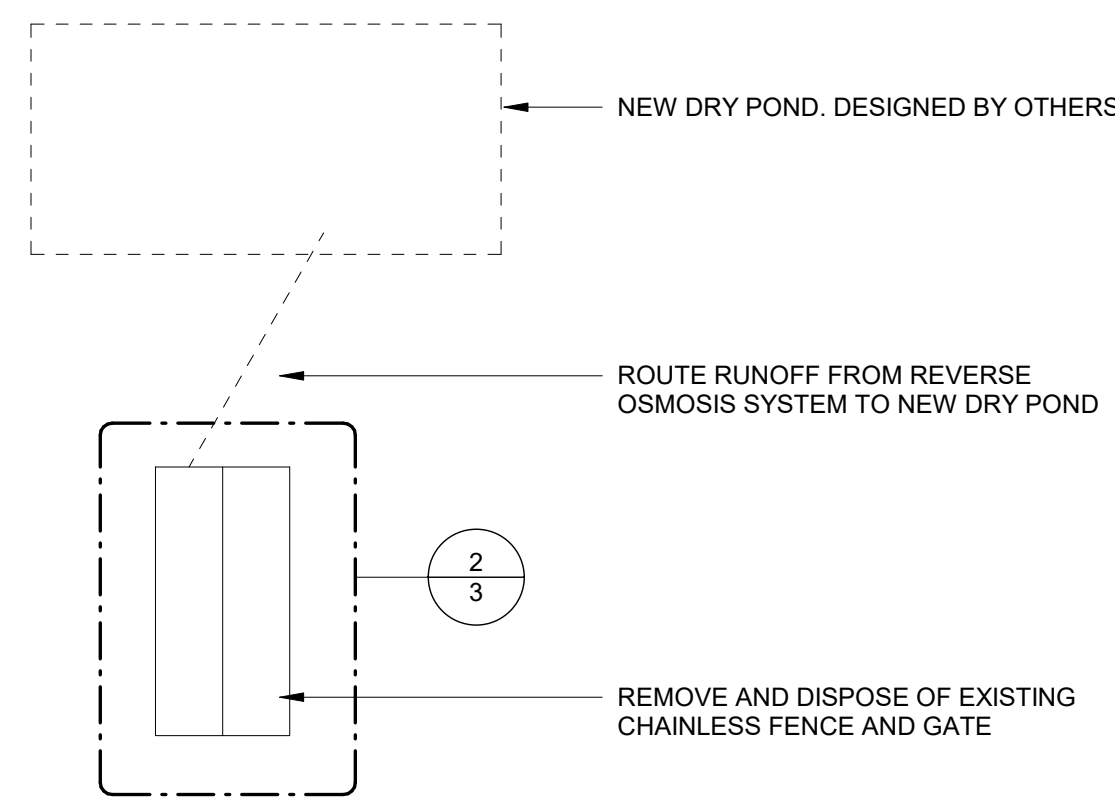
SITE IMPROVEMENTS

SITE PLAN

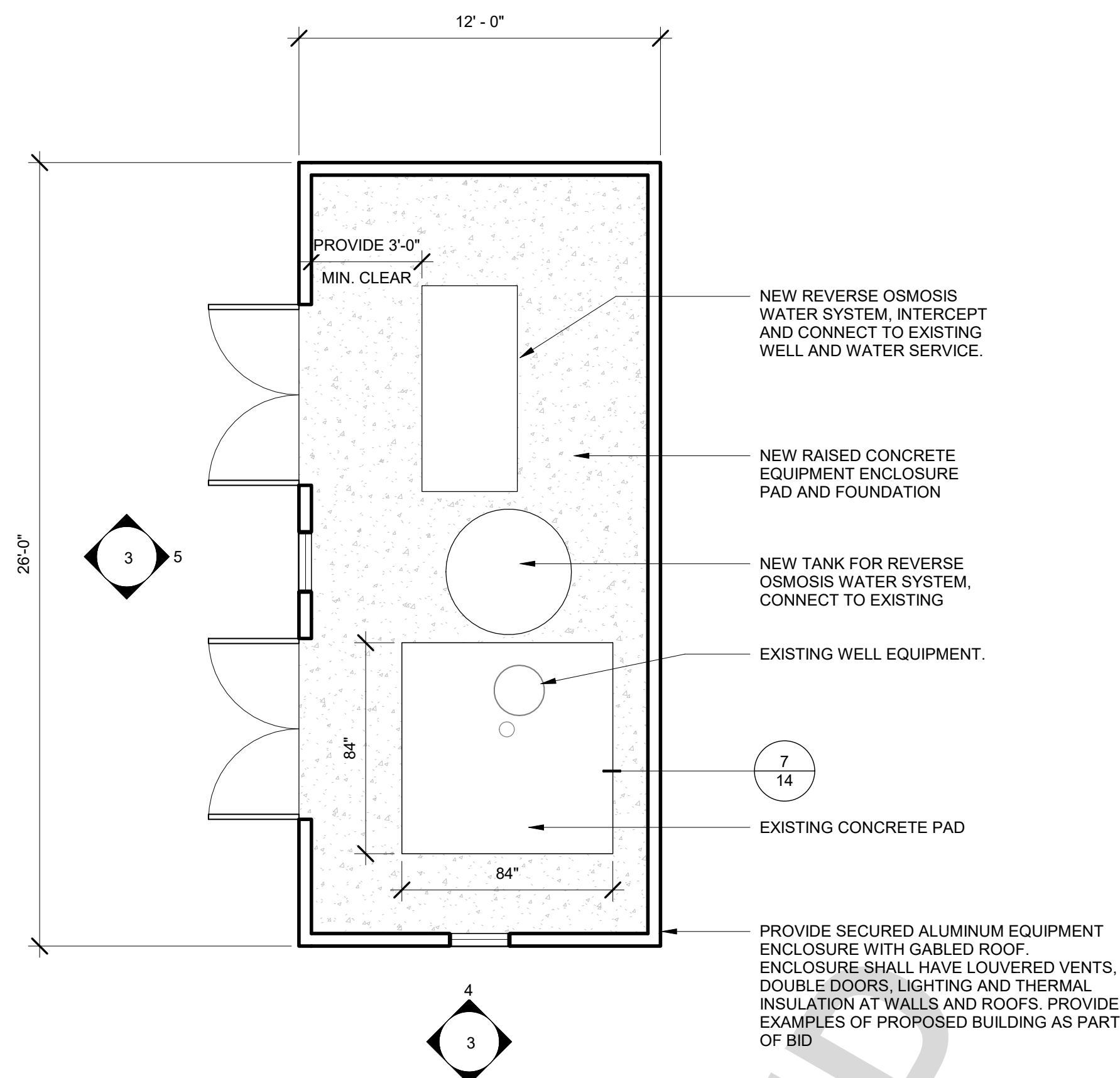
DWG. NO.

FILE NO.

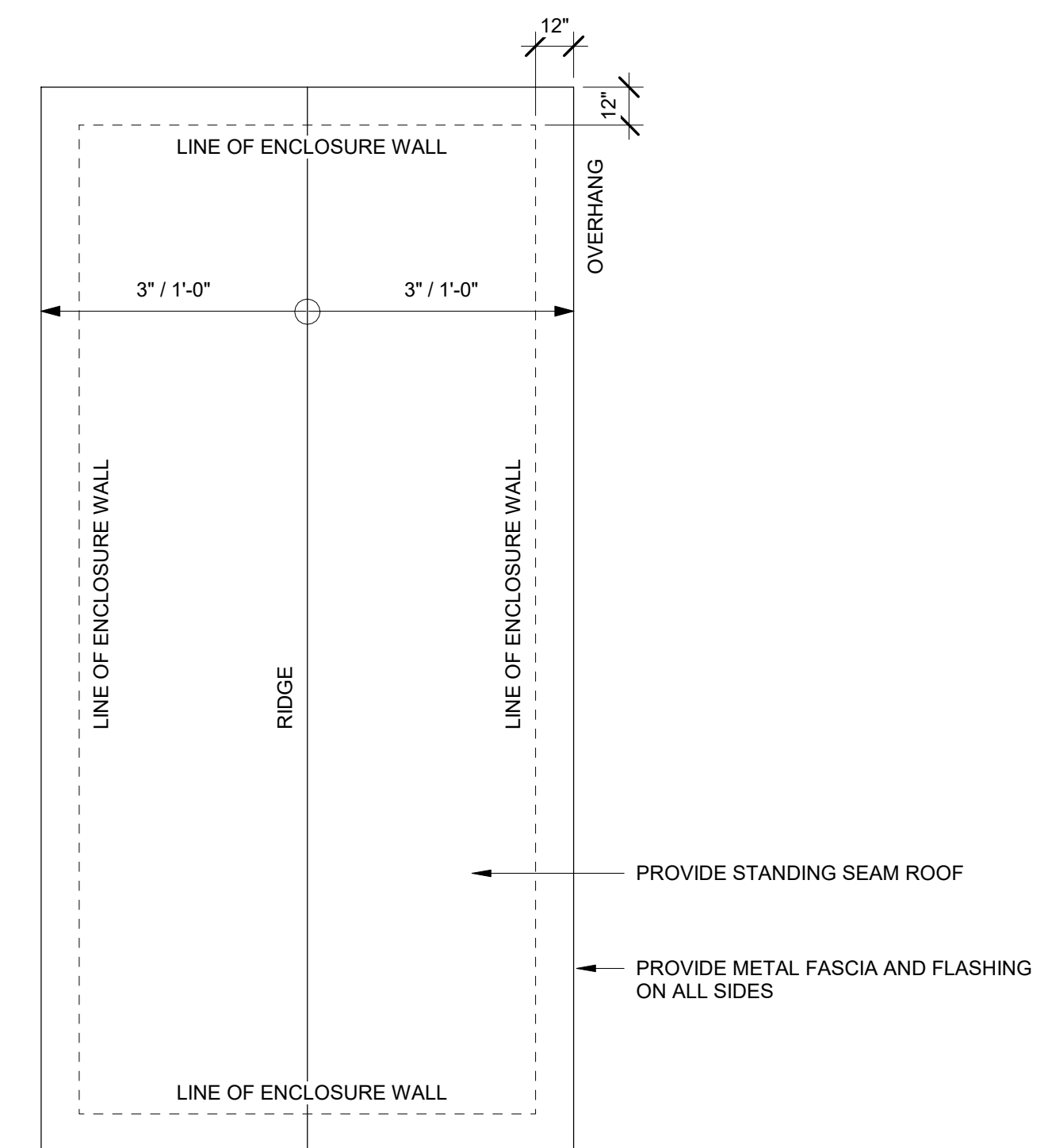
SHEET **2** OF **14**



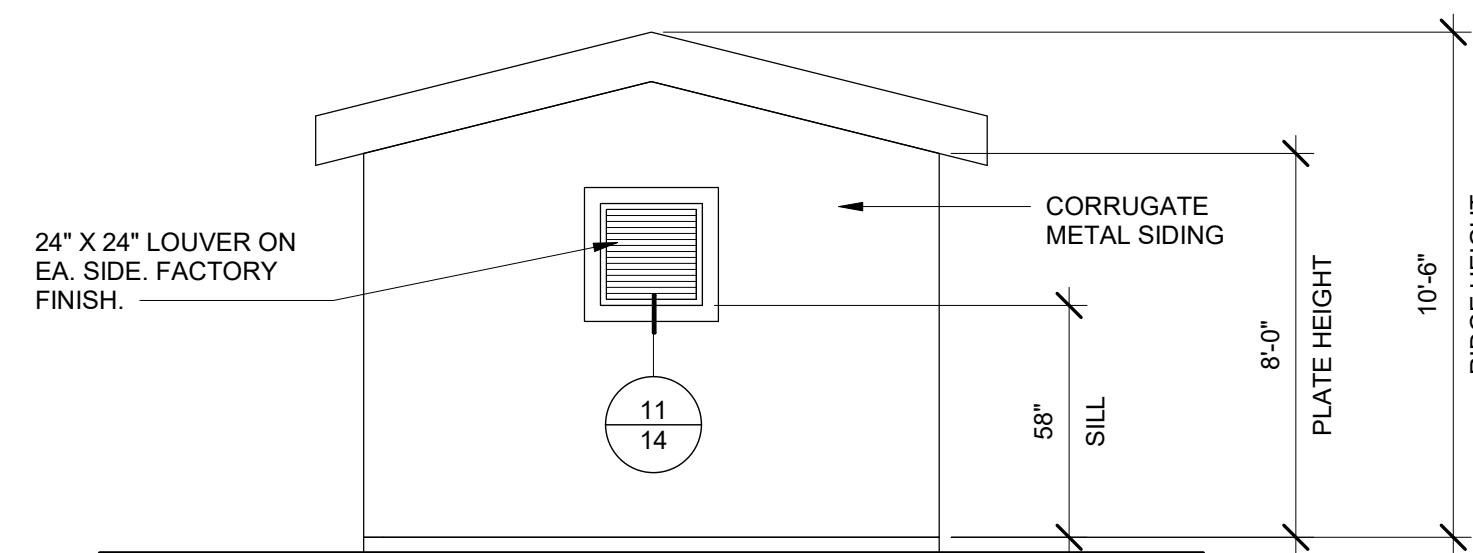
1 WELL SITE PLAN
SCALE: 1" = 20'-0"



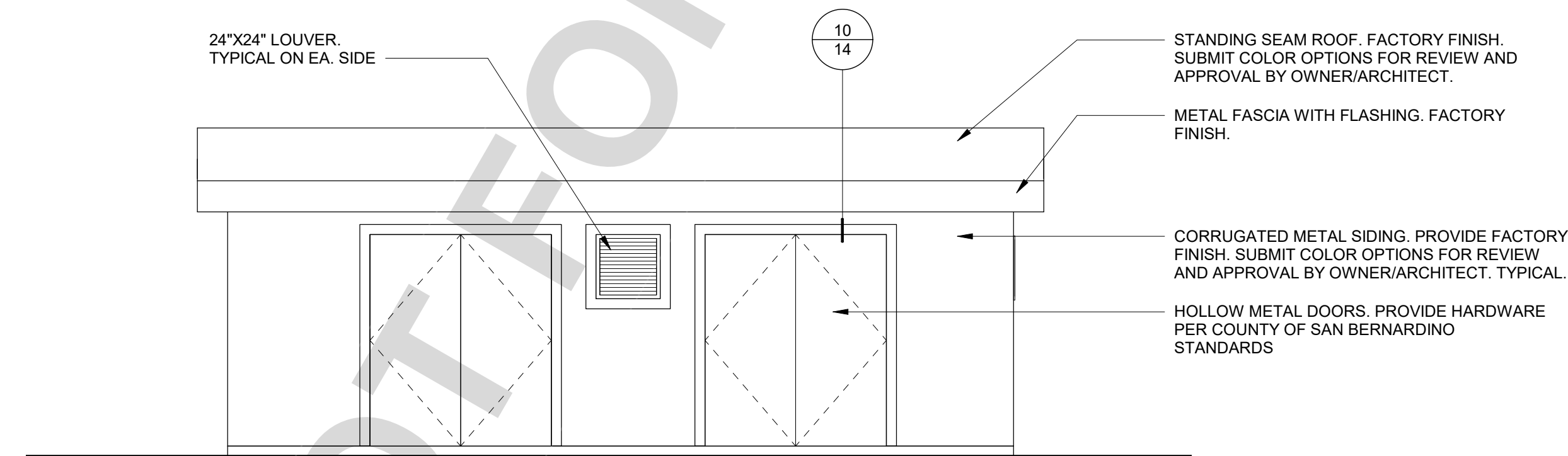
2 ENCLOSURE PLAN
SCALE: 1/4" = 1'-0"



3 ENCLOSURE ROOF PLAN
SCALE: 1/4" = 1'-0"



4 ENCLOSURE - SOUTH
SCALE: 1/4" = 1'-0"



5 ENCLOSURE - WEST
SCALE: 1/4" = 1'-0"

REVERSE OSMOSIS SYSTEM

CONTACT:
PURE AQUA, INC.
2230 SOUTH HURON DRIVE,
SANTA ANA, CA 927041
(714) 432-9996

MODEL:
MW-1.5K-140 1-PV
1-PV, 1 ELEMENT LONG-GENERAL
ARRANGEMENT
BRACKISH WATER, REVERSE OSMOSIS SYSTEM

SEE SPECIFICATIONS FOR FURTHER INFORMATION

C:\Project Files\3064_SIS_SDD_Wonder Valley Community Center\01-Drawings\01-Rev\3-CD\SSB_SDD_Wonder Valley Community Center - CD - CENTRAL_detailed.rvt

UNDERGROUND SERVICE ALERT

CALL: TOLL FREE
1-800-227-2600
OR
811

TWO WORKING DAYS BEFORE YOU DIG

BENCHMARK:

BASIS OF BEARING:

LICENSED ARCHITECT
Edward Lok Ng
C-16840
REN.11/30/25
STATE OF CALIFORNIA

BOA Architecture
Government Services
1511 Cota Ave. Long Beach, CA 90813 Tel. 562-912-7900

PREPARED UNDER THE SUPERVISION OF:
EDWARD LOK NG C-16840 3-18-2024
ARCHITECT NO. DATE

REVISIONS			
NO.	REVISION	DATE	BY

PLANS APPROVED BY:
**SAN BERNARDINO COUNTY - PUBLIC WORKS
SPECIAL DISTRICTS**

ASSISTANT DIRECTOR

3-18-2024

APPROVALS	INITIAL	DATE
PROJECT MANAGER		
OPS, DIVISION MANAGER		
PM, DIVISION MANAGER		

IMPROVEMENT PLANS

WONDER VALLEY COMMUNITY CENTER

SITE IMPROVEMENTS

REVERSE OSMOSIS PLAN

DWG. NO.

FILE NO.

SHEET **3** OF **14**

DEMOLITION KEYNOTES

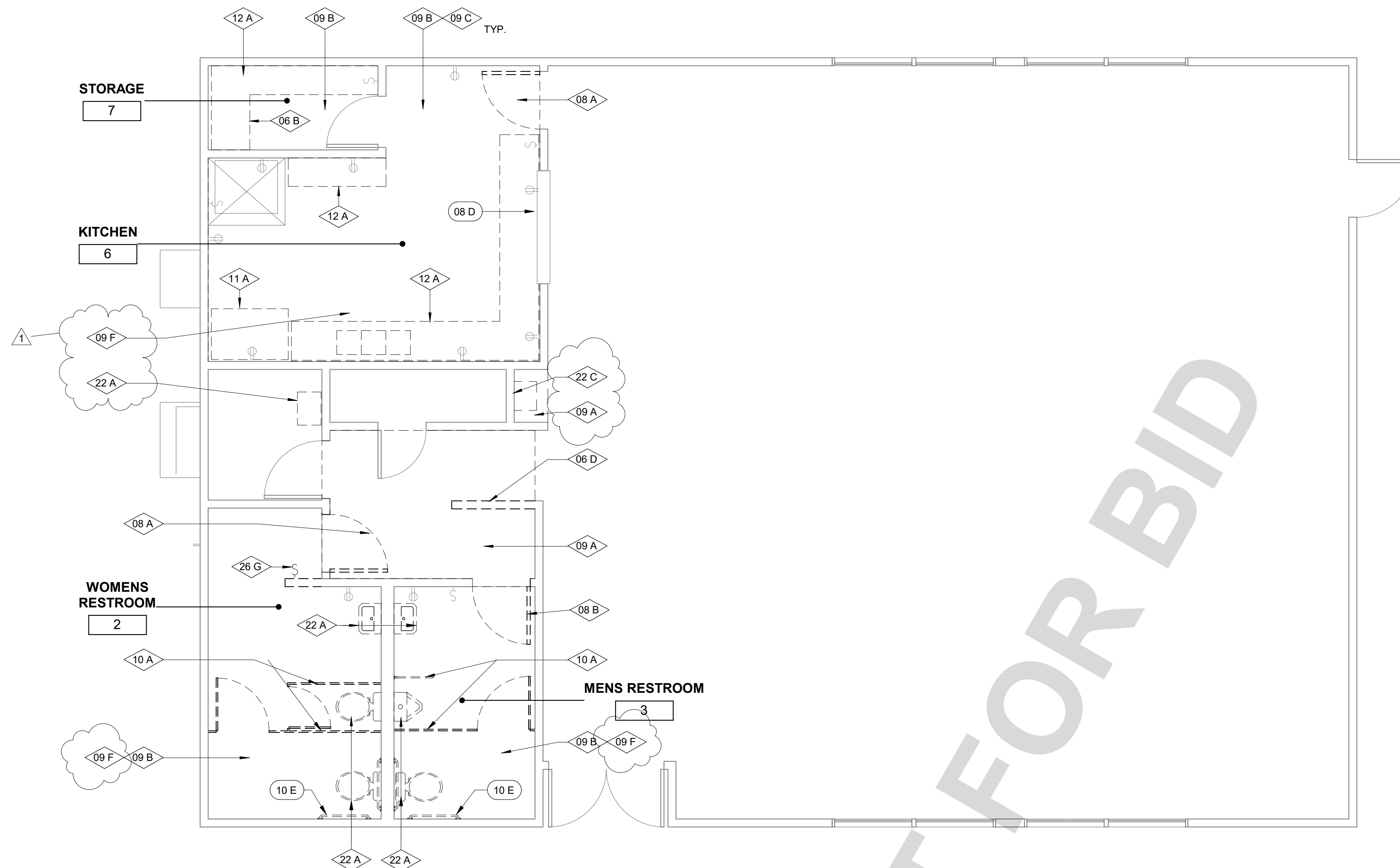
06 B	REMOVE AND DISPOSE OF EXISTING SHELVES. PATCH & REPAIR IMPACTED WORK AREA.
06 D	REMOVE AND DISPOSE OF EXISTING PORTION OF WALL. PATCH AND REPAIR DAMAGED WALL SURFACES TO MATCH EXISTING AND PREPARE FOR NEW WORK (WHERE OCCURS).
08 A	REMOVE EXISTING DOOR(S), HM DOOR FRAME, AND THRESHOLD.
08 B	EXISTING DOOR TO REMAIN. REMOVE DOOR HARDWARE AND REPLACE WITH NEW COMPLIANT TYPE. SEE DOOR SCHEDULE FOR ADDITIONAL INFORMATION.
08 D	REMOVE AND DISPOSE OF PASS THROUGH COUNTER. PREPARE FOR NEW WORK.
09 A	REMOVE AND DISPOSE OF EXISTING CARPET FLOORING MATERIAL AND ADHESIVE MATERIAL TO ACCOMMODATE NEW FINISH MATERIAL. PREPARE FOR NEW WORK.
09 B	REMOVE AND DISPOSE OF EXISTING FRP FLOORING MATERIAL AND ADHESIVE MATERIAL TO ACCOMMODATE NEW FINISH MATERIAL. PREPARE FOR NEW WORK.
09 C	REMOVE AND DISPOSE OF EXISTING RUBBER WALL BASE. PATCH AND REPAIR TO MATCH EXISTING INTERIOR WALLS.
09 F	AS-REQUIRED, DEMOLISH CONCRETE FLOOR TO ACCOMMODATE NEW MEP INFRASTRUCTURE. PROVIDE CONCRETE PATCHING AFTER NECESSARY INSTALLATION.
10 A	REMOVE AND SALVAGE EXISTING TOILET PARTITIONS AND ATTACHED TOILET ACCESSORIES.
10 E	REMOVE AND SALVAGE EXISTING GRAB BARS FROM WALL, PATCH REPAIR WALL SURFACE TO MATCH EXISTING.
11 A	REMOVE AND SALVAGE EXISTING REFRIGERATOR. STORE ON SITE, UNLESS OTHERWISE INSTRUCTED.
12 A	REMOVE EXISTING BUILT IN COUNTER OR BUILT IN STORAGE CABINET AND COUNTERTOP.
22 A	REMOVE EXISTING PLUMBING FIXTURE AND ASSOCIATED FITTINGS. CAP UTILITY LINES BELOW WALL/FLOOR SURFACES AS REQUIRED. RECONNECT PIPING TO NEW FIXTURES SHOWN ON RENOVATION PLAN. PATCH AND REPAIR IMPACTED WALL/FLOOR SURFACES.
22 C	REMOVE EXISTING DRINKING FOUNTAIN. PREPARE FOR NEW WORK.
26 G	REMOVE EXISTING LIGHT SWITCHES AND OUTLETS. SEE ELECTRICAL DRAWINGS FOR ADDITIONAL INFORMATION.

DEMOLITION NOTES

- CAP ALL EXISTING UTILITIES & PREPARE FOR NEW WORK AS REQUIRED.
- PROVIDE ALL LABOR, MATERIAL, AND EQUIPMENT NECESSARY TO COMPLETE DEMOLITION WORK AS INDICATED ON DRAWINGS AND SPECIFICATIONS AND AS REQUIRED TO ACCOMMODATE NEW CONSTRUCTION.
- PATCH, REPAIR, AND RESTORE ALL AREAS DAMAGED BY THE CONSTRUCTION WORK AND DEMOLITION TO MATCH CONDITION OF ADJACENT UNDISTURBED SURFACES.
- REMOVE FROM THE SITE ALL MATERIAL RESULTING FROM THE DEMOLITION WORK IN SUCH A MANNER AS TO AVOID CREATING A NUISANCE. DISPOSE OF ALL MATERIALS FROM THE SITE ON A DAILY BASIS AT NO ADDITIONAL COST TO THE OWNER.
- DISPOSE OF ALL MATERIAL RESULTING FROM THE DEMOLITION WORK IN ACCORDANCE WITH ALL APPLICABLE LAWS AND REGULATIONS, INCLUDING THOSE GOVERNING NOISE, DUST, AND DIRT CONTROL; DISPOSAL OF HAZARDOUS MATERIALS; AND REQUIREMENTS OF THE LOCAL AIR QUALITY MANAGEMENT DISTRICT.

WALL TYPE

--- WALLS TO BE DEMOLISHED



1 DEMOLITION FLOOR PLAN
SCALE: 1/4" = 1'-0"

NOT FOR BID

C:\Project Files\3064_SSD Wonder Valley Community Center\01-Drawings\01-Rev\3-CD\SSD Wonder Valley Community Center - CD - GENERAL.dwg

UNDERGROUND SERVICE ALERT

CALL: TOLL FREE
1-800-227-2600
OR
811

TWO WORKING DAYS BEFORE YOU DIG

BENCHMARK:

BASIS OF BEARING:

BOA Architecture
Government Services

1511 Cota Ave. Long Beach, CA 90813 Tel. 562-912-7900

PREPARED UNDER THE SUPERVISION OF:
EDWARD LOK NG C-16840 3-18-2024
ARCHITECT NO. DATE

LICENSED ARCHITECT
Edward Lok Ng
C-16840
REN.11/30/25
STATE OF CALIFORNIA

NO.	REVISION	DATE	BY
1	BID SET	3/18/24	

NO.	REVISION	DATE	BY
1	BID SET	3/18/24	

PLANS APPROVED BY:
SAN BERNARDINO COUNTY - PUBLIC WORKS SPECIAL DISTRICTS

3-18-2024

ASSISTANT DIRECTOR	DATE
PROJECT MANAGER	INITIAL
OPS, DIVISION MANAGER	DATE
PM, DIVISION MANAGER	

IMPROVEMENT PLANS

WONDER VALLEY COMMUNITY CENTER

SITE IMPROVEMENTS

DEMOLITION FLOOR PLAN

DWG. NO.

FILE NO.

SHEET **4** OF **14**

RENOVATION KEYNOTES

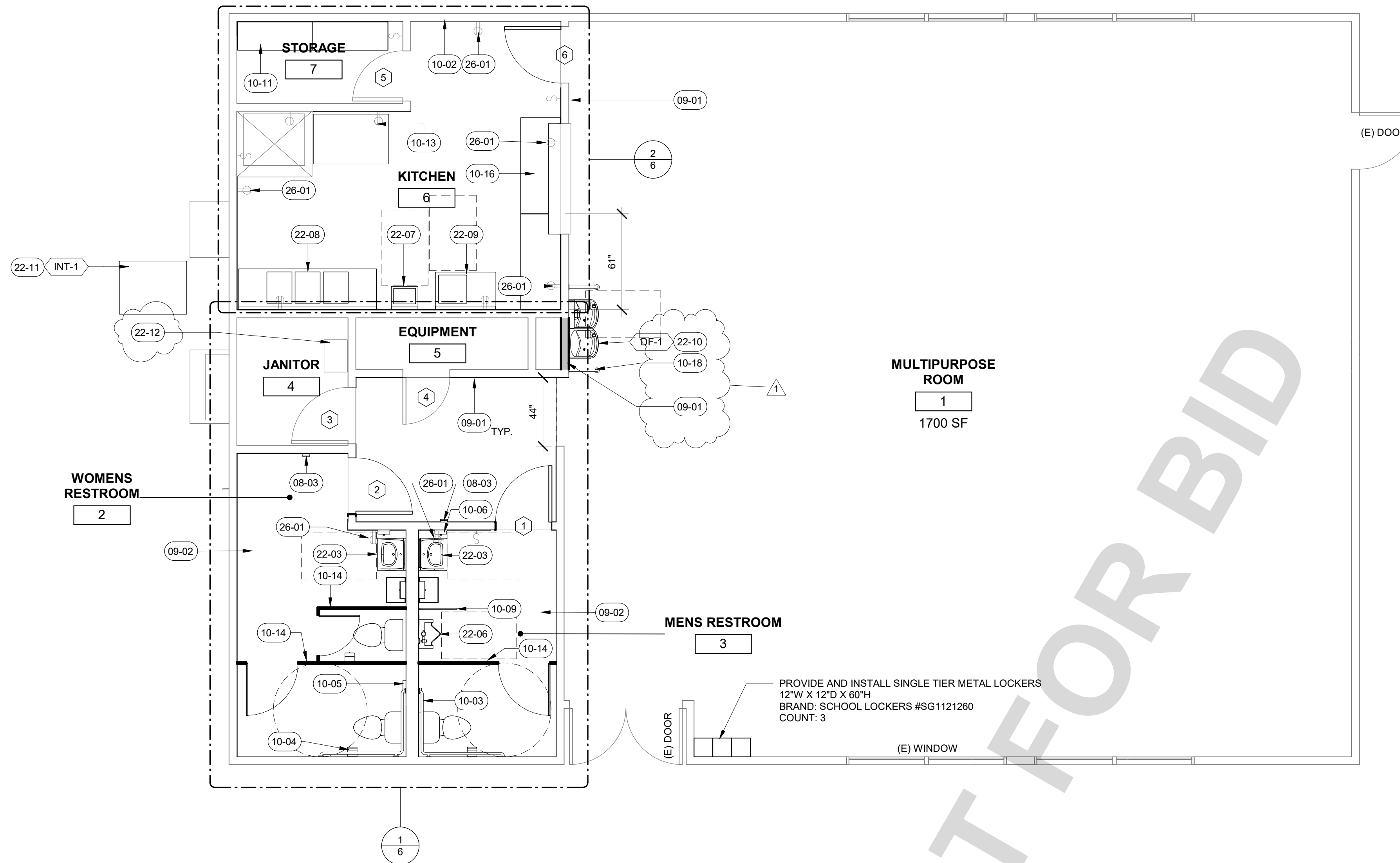
08-03	NEW POWER ASSIST DOOR OPERATOR, MOUNTED 5" ABOVE FINISHED FLOOR.
09-01	PROVIDE NEW PAINT FINISH AT WALLS/CEILING. PAINT EDGE TO EDGE. SEE ROOM FINISH AND MATERIAL SCHEDULE FOR ADDITIONAL INFORMATION. PROVIDE SUBMITAL OF PAINT FINISHES FOR REVIEW AND APPROVAL PRIOR TO CONSTRUCTION.
09-02	NEW SHEET VINYL FLOORING. SEE FINISH SCHEDULE FOR ADDITIONAL INFORMATION.
10-02	NEW ANTI-GRAFFITI MIRRORRED WINDOW FILM AT ENTIRE WINDOW AND INTERIOR BLINDS AT EXISTING WINDOW.
10-03	NEW ONE-PIECE GRAB BAR (42"x54"). 1-1/2" OUTSIDE DIAMETER. STAINLESS STEEL FINISH. MOUNT TOP OF GRAB BAR 34" ABOVE FINISH FLOOR.
10-04	NEW TOILET PAPER DISPENSER, STAINLESS STEEL FINISH. MOUNT TOP OF DISPENSER AT 40" MAXIMUM.
10-05	NEW SEAT COVER DISPENSER, STAINLESS STEEL FINISH. MOUNT TOP OF DISPENSER AT 40" MAXIMUM.
10-06	NEW SOAP DISPENSER, STAINLESS STEEL FINISH. MOUNT TOP OF DISPENSER AT 40" MAXIMUM.
10-09	NEW SOLID PHENOLIC URINAL SCREEN. MATCH EXISTING COLOR. PROVIDE SAMPLES FOR REVIEW AND APPROVAL PRIOR TO CONSTRUCTION.
10-11	NEW WIRE SHELVING UNIT.
10-13	NEW LOCATION OF EXISTING REFRIGERATOR.
10-14	REINSTALL EXISTING TOILET PARTITION. INSTALL TO PROVIDE ALL ACCESSIBLE CLEARANCES. CLEAN AND PROVIDE NEW ATTACHEMENT HARDWARE.
10-16	PROVIDE NEW STAINLESS STEEL WORK TABLE.
10-18	NEW STAINLESS STEEL CANE DETECTION RAILS.
22-03	NEW WALL MOUNTED SINGLE BOWL SINK WITH ADA COMPLIANT FAUCET AND PIPE INSULATION TO FULLY COVER DRAIN/WATER PIPES AND EXPOSED SHARP/ABRASIVE SURFACES UNDER THE SINK. SEE PLUMBING FIXTURE SCHEDULE.
22-06	NEW WALL MOUNTED URINAL. SEE PLUMBING DRAWINGS FOR MORE INFORMATION.
22-07	NEW STAINLESS STEEL HAND WASH SINK.
22-08	NEW STAINLESS STEEL THREE COMPARTMENT SINK.
22-09	NEW STAINLESS STEEL PREP SINK.
22-10	NEW WALL MOUNTED STAINLESS STEEL DRINKING FOUNTAIN AND BOTTLE FILLER STATION.
22-11	PROVIDE NEW UNDERGROUND GREASE INTERCEPTOR. INTERCEPT WITH EXISTING. INSTALL PER MANUFACTURERS INSTRUCTIONS. SEE PLUMBING DRAWINGS FOR ADDITIONAL INFORMATION.
22-12	NEW MOP SINK.
26-01	PROVIDE NEW RECEPTACLE OUTLET W/COVER. SEE ELECTRICAL DRAWINGS.

RENOVATION NOTES

- ELECTRICAL / MECHANICAL EQUIPMENT AND DEVICES: REINSTALL AND PROPERLY RECONNECT EXISTING DUCTWORK, SWITCHES, THERMOSTATS, AND OTHER EXISTING ELEC. MECH. EQUIPMENT AND DEVICES REMOVED DURING THE WORK BUT NOT INDICATED TO BE REMOVED. REINSTALL ONLY EQUIPMENT AND DEVICES THAT ARE IN GOOD CONDITION. DISCARD EQUIPMENT AND DEVICES THAT ARE NOT IN CONDITION AT LEAST AS GOOD AS EXISTED BEFORE REMOVAL, AND PROVIDE NEW EQUIVALENT EQUIPMENT AND DEVICES. NEW EQUIPMENT AND DEVICES SHALL EXACTLY MATCH THOSE REMOVED IN TYPE, SIZE, FINISH, CONFIGURATION, AND OPERATING CHARACTERISTICS, UNLESS NOTED OTHERWISE. ALL INSTALLATION SHALL MEET CURRENT BUILDING CODE.
- PROVIDE NEW MATERIALS TO MATCH EXISTING UNDISTURBED WORK FOR CLOSING OF OPENINGS, REPAIRS, AND RENOVATION. NEW FINISH MATERIALS AND SUBSTRATES TO MATCH EXISTING SHALL BE THE SAME TYPES, SIZES, QUALITIES, AND COLORS AS EXISTING ADJACENT MATERIAL. REPAIR ALL DAMAGED OR DEFACTED FLOOR, WALL, AND CEILING FINISHES ASSOCIATED WITH THESE ALTERATIONS.
- WHERE EXISTING PLUMBING VENT PIPES ARE REMOVED FROM THE ROOF AND NEW ONES ARE INSTALLED THE CONTRACTOR SHALL PATCH AND REPAIR THE ROOF. THE PATCHING AND REPAIR SHALL BE DONE USING A SUB-CRACKER EXPERIENCED WITH ROOFING IN GENERAL AND ROOFING REPAIRS.
- FLOOR COVERING MATERIALS SHALL COMPLY WITH ASTM STANDARD E 648, AND HAVING A SPECIFIC OPTICAL DENSITY SMOKE RATING NOT TO EXCEED 450 PER ASTM E 662. CBC 804.4

WALL TYPE

--- WALLS TO BE DEMOLISHED



1 RENOVATION FLOOR PLAN
SCALE: 1/4" = 1'-0"



UNDERGROUND SERVICE ALERT

CALL: TOLL FREE
1-800-227-2600
OR
811

TWO WORKING DAYS BEFORE YOU DIG

BENCHMARK:

BASIS OF BEARING:

LICENSED ARCHITECT

Edward Lok Ng
C-16840
REN. 11/30/25
STATE OF CALIFORNIA

BOA Architecture
Government Services

1511 Cota Ave. Long Beach, CA 90813 Tel. 562-912-7900

PREPARED UNDER THE SUPERVISION OF:
EDWARD LOK NG C-16840 3-18-2024
ARCHITECT NO. DATE

REVISIONS			
NO.	REVISION	DATE	BY
1	BID SET	3/18/24	

PLANS APPROVED BY:
SAN BERNARDINO COUNTY - PUBLIC WORKS SPECIAL DISTRICTS

3-18-2024

ASSISTANT DIRECTOR DATE

APPROVALS

PROJECT MANAGER	INITIAL	DATE
OPS, DIVISION MANAGER		
PM, DIVISION MANAGER		

IMPROVEMENT PLANS

WONDER VALLEY COMMUNITY CENTER

SITE IMPROVEMENTS

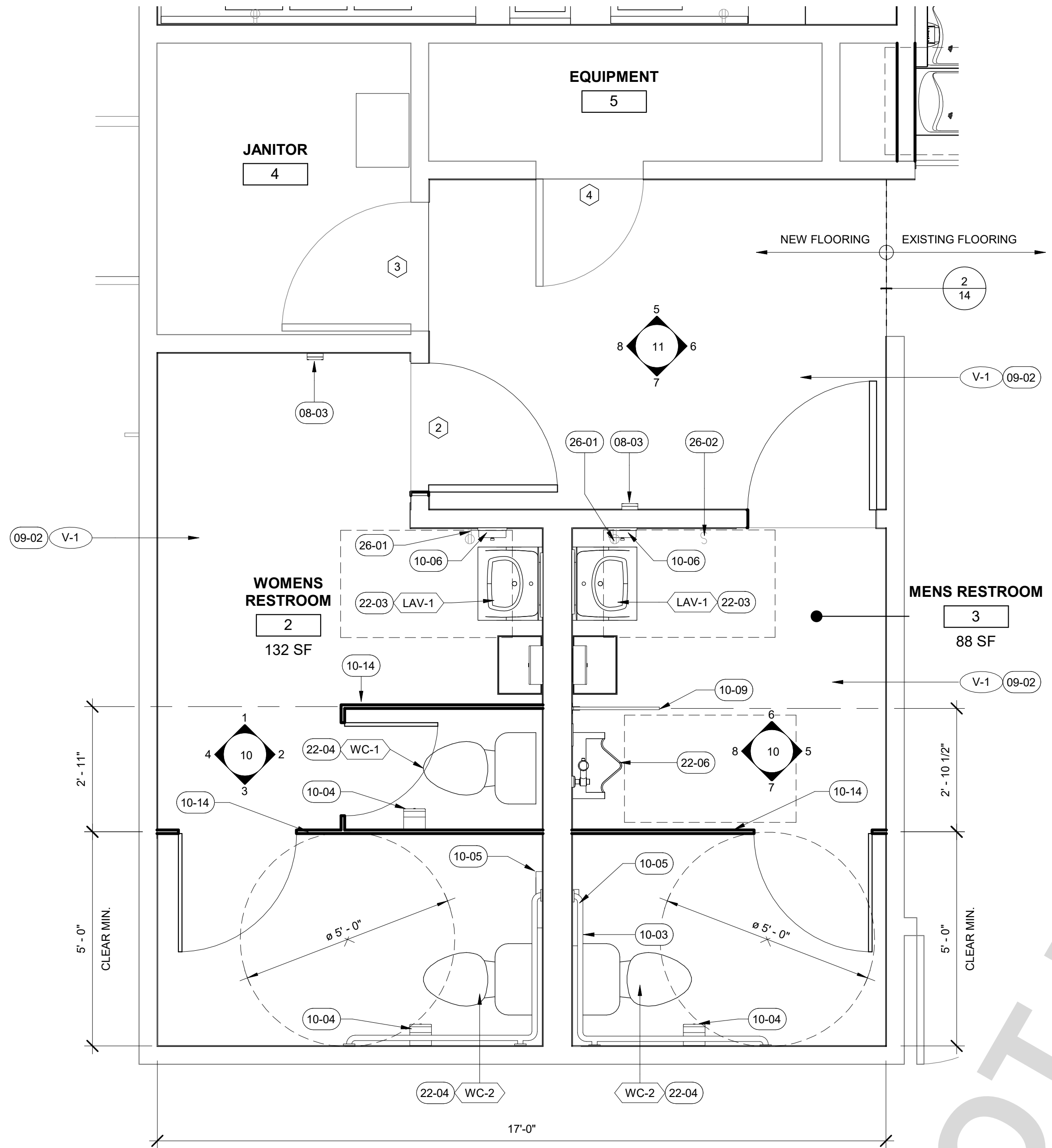
RENOVATION FLOOR PLAN

DWG. NO.

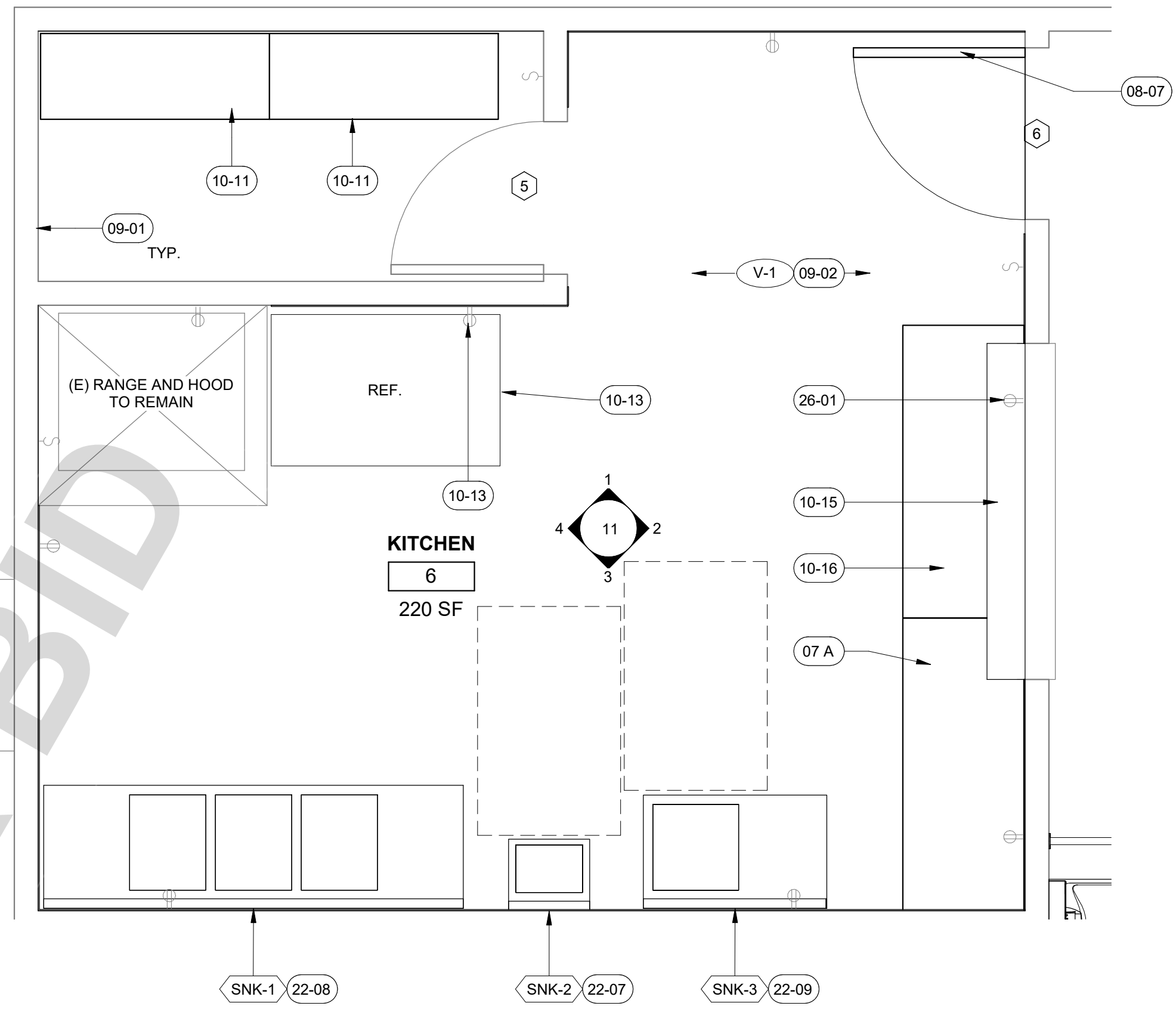
FILE NO.

SHEET **5** OF **14**

RENOVATION KEYNOTES	
08-03	NEW POWER ASSIST DOOR OPERATOR, MOUNTED 5" ABOVE FINISHED FLOOR.
08-07	NEW ADA DUTCH DOOR WITH STAINLESS STEEL COUNTER.
09-01	PROVIDE NEW PAINT FINISH AT WALLS/CEILING. PAINT EDGE TO EDGE. SEE ROOM FINISH AND MATERIAL SCHEDULE FOR ADDITIONAL INFORMATION. PROVIDE SUBMITAL OF PAINT FINISHES FOR REVIEW AND APPROVAL PRIOR TO CONSTRUCTION.
09-02	NEW SHEET VINYL FLOORING. SEE FINISH SCHEDULE FOR ADDITIONAL INFORMATION.
10-03	NEW ONE-PIECE GRAB BAR (42"x54"). 1-1/2" OUTSIDE DIAMETER. STAINLESS STEEL FINISH. MOUNT TOP OF GRAB BAR 34" ABOVE FINISH FLOOR.
10-04	NEW TOILET PAPER DISPENSER, STAINLESS STEEL FINISH. MOUNT TOP OF DISPENSER AT 40" MAXIMUM.
10-05	NEW SEAT COVER DISPENSER, STAINLESS STEEL FINISH. MOUNT TOP OF DISPENSER AT 40" MAXIMUM.
10-06	NEW SOAP DISPENSER, STAINLESS STEEL FINISH. MOUNT TOP OF DISPENSER AT 40" MAXIMUM.
10-09	NEW SOLID PHENOLIC URINAL SCREEN. MATCH EXISTING COLOR. PROVIDE SAMPLES FOR REVIEW AND APPROVAL PRIOR TO CONSTRUCTION.
10-11	NEW WIRE SHELVING UNIT.
10-13	NEW LOCATION OF EXISTING REFRIGERATOR.
10-14	REINSTALL EXISTING TOILET PARTITION. INSTALL TO PROVIDE ALL ACCESSIBLE CLEARANCES. CLEAN AND PROVIDE NEW ATTACHEMENT HARDWARE.
10-15	PROVIDE NEW COUNTER TO BE STAINLESS STEEL PASS THROUGH SHELF.
10-16	PROVIDE NEW STAINLESS STEEL WORK TABLE.
22-03	NEW WALL MOUNTED SINGLE BOWL SINK WITH ADA COMPLIANT FAUCET AND PIPE INSULATION TO FULLY COVER DRAIN/WATER PIPES AND EXPOSED SHARP/ABRASIVE SURFACES UNDER THE SINK. SEE PLUMBING FIXTURE SCHEDULE.
22-04	NEW FLOOR MOUNTED WATER CLOSET. SEE PLUMBING DRAWINGS FOR MORE INFORMATION.
22-06	NEW WALL MOUNTED URINAL. SEE PLUMBING DRAWINGS FOR MORE INFORMATION.
22-07	NEW STAINLESS STEEL HAND WASH SINK.
22-08	NEW STAINLESS STEEL THREE COMPARTMENT SINK.
22-09	NEW STAINLESS STEEL PREP SINK.
26-01	PROVIDE NEW RECEPTACLE OUTLET W/COVER. SEE ELECTRICAL DRAWINGS.
26-02	INSTALL NEW ELECTRICAL LIGHT SWITCHING.



1 ENLARGED RESTROOM FLOOR PLAN
SCALE: 1/2" = 1'-0"



2 ENLARGED KITCHEN FLOOR PLAN
SCALE: 1/2" = 1'-0"

UNDERGROUND SERVICE ALERT

CALL: TOLL FREE
1-800-227-2600
OR
811

TWO WORKING DAYS BEFORE YOU DIG

BENCHMARK:

BASIS OF BEARING:

BOA Architecture
Government Services

1511 Cota Ave. Long Beach, CA 90813 Tel. 562-912-7900

PREPARED UNDER THE SUPERVISION OF:
EDWARD LOK NG C-16840 3-18-2024
ARCHITECT NO. DATE

Edward Lok Ng
C-16840
REN.113025
STATE OF CALIFORNIA

REVISIONS			
NO.	REVISION	DATE	BY

PLANS APPROVED BY:
SAN BERNARDINO COUNTY - PUBLIC WORKS SPECIAL DISTRICTS

ASSISTANT DIRECTOR 3-18-2024

APPROVALS	INITIAL	DATE
PROJECT MANAGER		
OPS, DIVISION MANAGER		
PM, DIVISION MANAGER		

IMPROVEMENT PLANS

WONDER VALLEY COMMUNITY CENTER

SITE IMPROVEMENTS

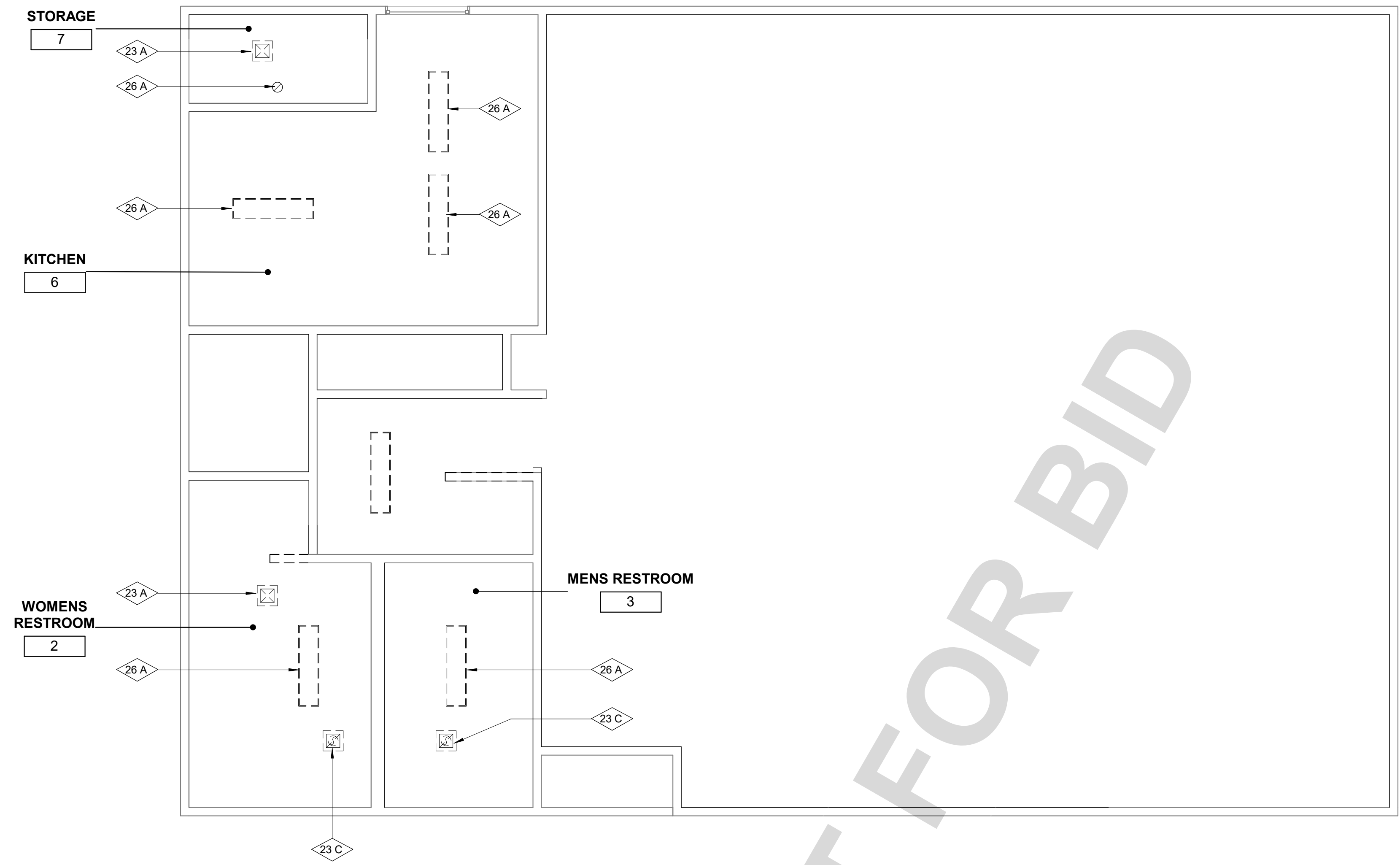
ENLARGED FLOOR PLANS

DWG. NO.

FILE NO.

SHEET **6** OF **14**

DEMOLITION KEYNOTES	
23 A	REMOVE EXISTING SUPPLY/RETURN GRILL. SEE MECHANICAL DRAWINGS FOR ADDITIONAL INFORMATION.
23 C	REMOVE AND DISPOSE OF EXISTING EXHAUST FAN. PREPARE FOR NEW WORK.
26 A	REMOVE EXISTING LIGHT FIXTURES AT CEILING AND PREPARE FOR NEW WORK. SEE ELECTRICAL DRAWINGS FOR ADDITIONAL INFORMATION.



1 DEMOLITION REFLECTED CEILING PLAN
SCALE: 1/4" = 1'-0"

NOT FOR BID

ELECTRICAL LEGEND

MARK	DESCRIPTION
	EXISTING CEILING MOUNTED LIGHT FIXTURE TO REMAIN
	REMOVE EXISTING SWITCH
	REMOVE EXISTING CONV. OUTLET W/ GFI
	REMOVE EXISTING CEILING MOUNTED LIGHT FIXTURE
	REMOVE EXISTING CEILING MOUNTED LIGHT FIXTURE
	REMOVE EXISTING EXHAUST FAN
	NEW OCCUPANCY SENSOR
	NEW SWITCH
	CONV. OUTLET W/ GFI
	NEW SURFACE MOUNTED LITHONIA LIGHTING 1'x4' CPX LED PANEL
	HVAC REGISTER
	NEW EXHAUST FAN


WALL TYPE

WALLS TO BE DEMOLISHED

UNDERGROUND SERVICE ALERT
CALL: TOLL FREE
1-800-227-2600
OR
811
TWO WORKING DAYS BEFORE YOU DIG

BENCHMARK:

BASIS OF BEARING:



BOA Architecture
Government Services
1511 Cota Ave. Long Beach, CA 90813 Tel. 562-912-7900
PREPARED UNDER THE SUPERVISION OF:
EDWARD LOK NG C-16840 3-18-2024
ARCHITECT NO. DATE

REVISIONS			
NO.	REVISION	DATE	BY

PLANS APPROVED BY:
SAN BERNARDINO COUNTY - PUBLIC WORKS SPECIAL DISTRICTS
3-18-2024
ASSISTANT DIRECTOR DATE
APPROVALS
PROJECT MANAGER INITIAL DATE
OPS, DIVISION MANAGER
PM, DIVISION MANAGER

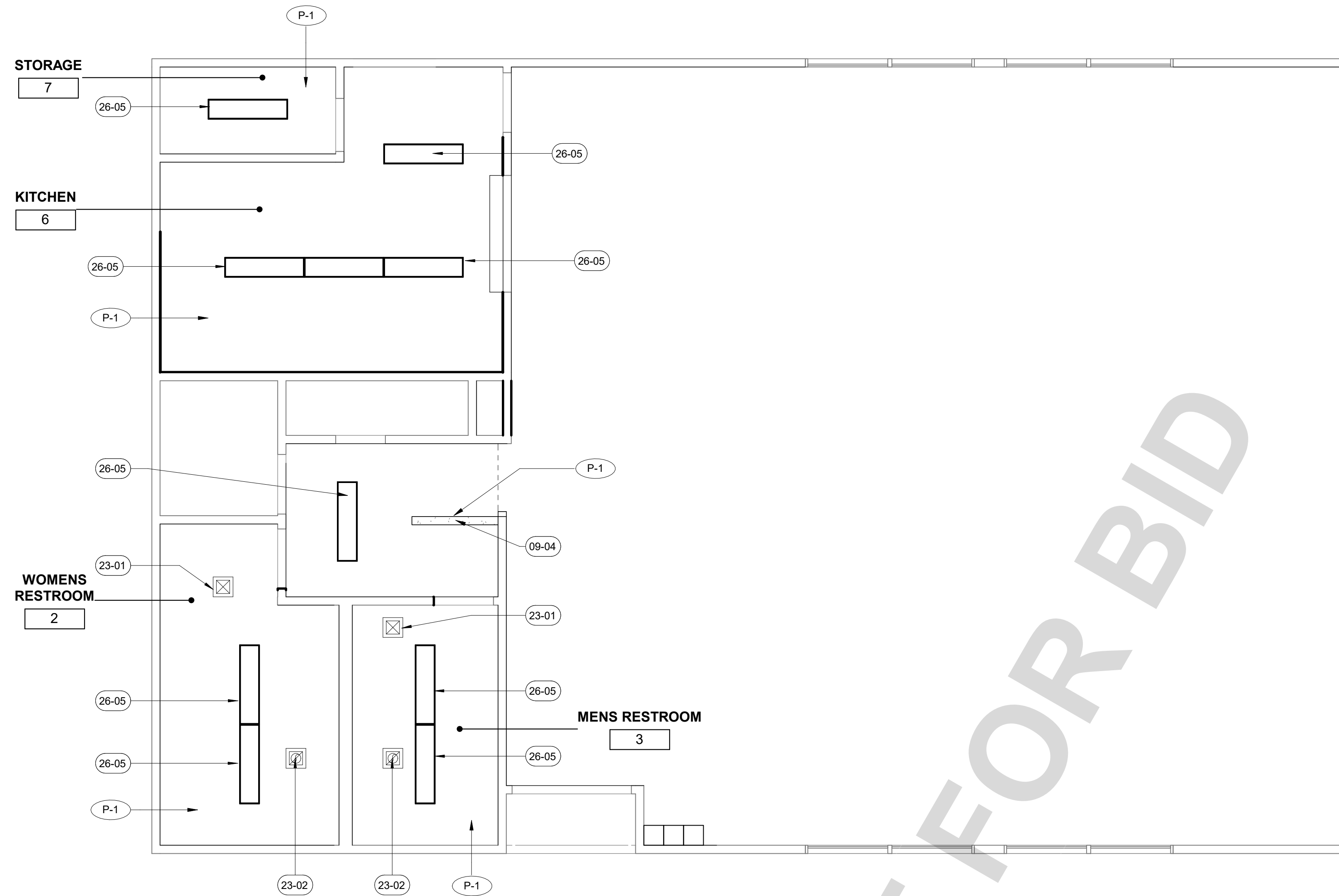
IMPROVEMENT PLANS
WONDER VALLEY COMMUNITY CENTER
SITE IMPROVEMENTS
DEMOLITION CEILING PLAN

DWG. NO.
FILE NO.
SHEET **7** OF **14**

C:\Project Files\3064 SB SDD Wonder Valley Community Center\01-Drawings\01-Rev\3-CD\SB SDD Wonder Valley Community Center - CD - CENTRAL.dwg

RENOVATION KEYNOTES

09-04	PATCH AND REPAIR EXISTING CEILING, PREPARE AND PAINT PER FINISH SCHEDULE. AFFECTED DUE TO DEMOLITION WORK.
23-01	NEW SUPPLY/VENT GRILLE, RE-ROUTE, EXTEND, AND RE-CONNECT EXISTING DUCTS AS REQUIRED TO NEW LOCATION OR PROVIDE NEW DUCTS AS NEEDED. CLEAN ALL DUCTS WITHIN AREA OF SCOPE OF WORK. SEE MECHANICAL DRAWINGS FOR DUCTWORK AND ADDITIONAL INFORMATION.
23-02	NEW EXHAUST FAN. SEE MECHANICAL DRAWINGS FOR FURTHER INFORMATION.
26-05	NEW SURFACE MOUNTED LED LIGHT FIXTURE. SEE ELECTRICAL DRAWINGS FOR MORE INFORMATION.



1 RENOVATION REFLECTED CEILING PLAN
SCALE: 1/4" = 1'-0"

NOT FOR BID

ELECTRICAL LEGEND

MARK	DESCRIPTION
	EXISTING CEILING MOUNTED LIGHT FIXTURE TO REMAIN
\$	REMOVE EXISTING SWITCH
	REMOVE EXISTING CONV. OUTLET W/ GFI
	REMOVE EXISTING CEILING MOUNTED LIGHT FIXTURE
	REMOVE EXISTING CEILING MOUNTED LIGHT FIXTURE
	REMOVE EXISTING EXHAUST FAN
	NEW OCCUPANCY SENSOR
\$	NEW SWITCH
	CONV. OUTLET W/ GFI
	NEW SURFACE MOUNTED LITHONIA LIGHTING 1'x4' CPX LED PANEL
	HVAC REGISTER
	NEW EXHAUST FAN

WALL TYPE

WALLS TO BE DEMOLISHED

© Project Files\3064 SB SDD Wonder Valley Community Center\01-Drawings\01-Rev\3-CD\SB SDD Wonder Valley Community Center - CD - CENTRAL.dwg

UNDERGROUND SERVICE ALERT

CALL: TOLL FREE
1-800-227-2600
OR
811

TWO WORKING DAYS BEFORE YOU DIG

BENCHMARK:

BASIS OF BEARING:

EDWARD LOK NG
C-16840
REN. 11/30/25
STATE OF CALIFORNIA

BOA Architecture
Government Services

1511 Cota Ave. Long Beach, CA 90813 Tel. 562-912-7900

PREPARED UNDER THE SUPERVISION OF:
EDWARD LOK NG C-16840 3-18-2024
ARCHITECT NO. DATE

REVISIONS			
NO.	REVISION	DATE	BY

PLANS APPROVED BY:
**SAN BERNARDINO COUNTY - PUBLIC WORKS
SPECIAL DISTRICTS**

ASSISTANT DIRECTOR 3-18-2024
DATE

APPROVALS

PROJECT MANAGER	INITIAL	DATE
OPS, DIVISION MANAGER		
PM, DIVISION MANAGER		

IMPROVEMENT PLANS

**WONDER VALLEY COMMUNITY
CENTER**

SITE IMPROVEMENTS


RENOVATION CEILING
PLAN

DWG. NO.

FILE NO.

SHEET **8** OF **14**

ROOF TOP MOUNTED EXHAUST
FAN TO BE REPLACED



NOT FOR BID

1 ROOF PLAN
SCALE: 1/4" = 1'-0"

C:\Project Files\3064 SB SDD Wonder Valley Community Center\01-Drawings\01-Rev\3-CD\SB SDD Wonder Valley Community Center - CD - CENTRAL_detailed.rvt

UNDERGROUND SERVICE ALERT




CALL: TOLL FREE
1-800-227-2600
OR
811

TWO WORKING DAYS BEFORE YOU DIG

BENCHMARK:

BASIS OF BEARING:



Edward Lok Ng
C-16840
REN. 11/30/25
STATE OF CALIFORNIA

BOA Architecture
Government Services

1511 Cota Ave. Long Beach, CA 90813 Tel. 562-912-7900

PREPARED UNDER THE SUPERVISION OF:

EDWARD LOK NG C-16840 3-18-2024
ARCHITECT NO. DATE

REVISIONS			
NO.	REVISION	DATE	BY

PLANS APPROVED BY:
**SAN BERNARDINO COUNTY - PUBLIC WORKS
SPECIAL DISTRICTS**

ASSISTANT DIRECTOR

APPROVALS	INITIAL	DATE
PROJECT MANAGER		
OPS, DIVISION MANAGER		
PM, DIVISION MANAGER		

3-18-2024

IMPROVEMENT PLANS

WONDER VALLEY COMMUNITY CENTER

SITE IMPROVEMENTS

ROOF PLAN

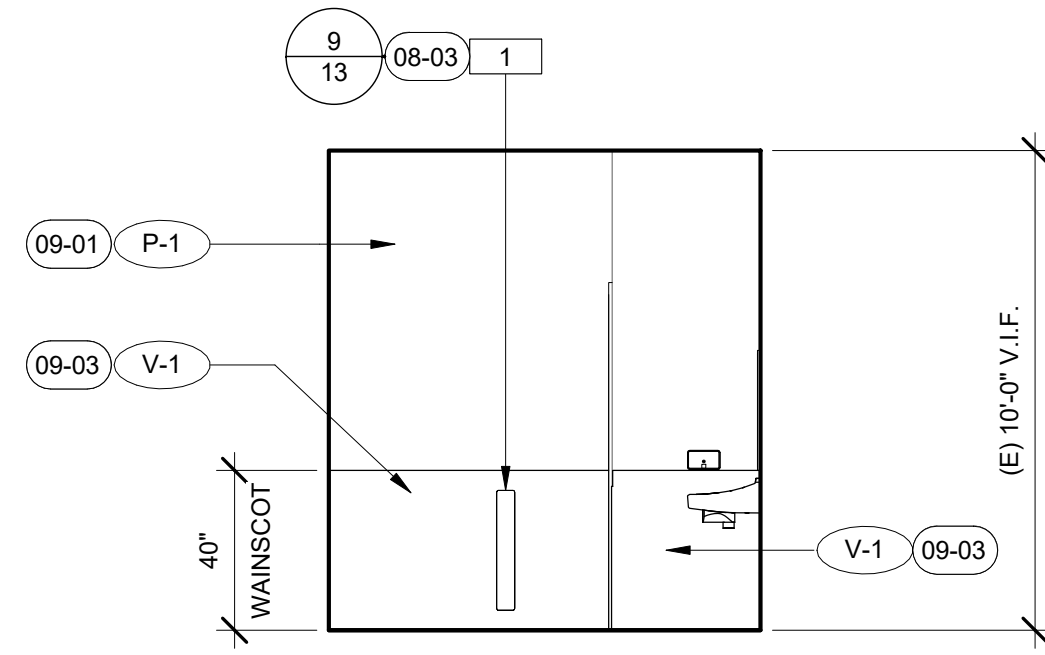
DWG. NO.

FILE NO.

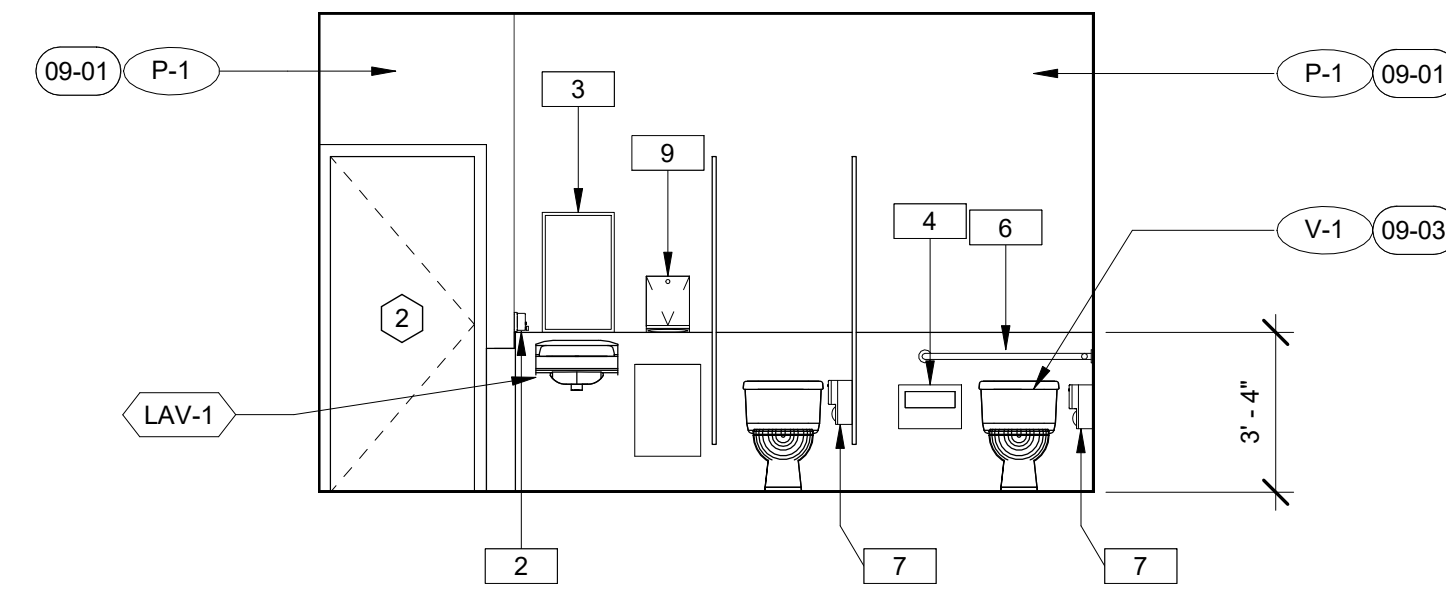
SHEET **9** OF **14**

RENOVATION KEYNOTES

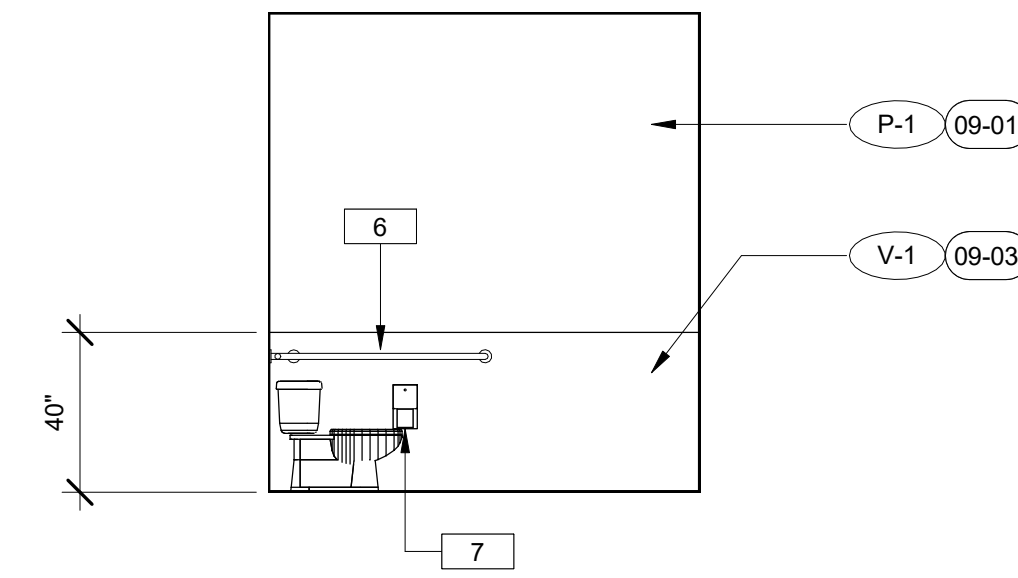
08-03	NEW POWER ASSIST DOOR OPERATOR, MOUNTED 5" ABOVE FINISHED FLOOR.
09-01	PROVIDE NEW PAINT FINISH AT WALLS/CEILING. PAINT EDGE TO EDGE. SEE ROOM FINISH AND MATERIAL SCHEDULE FOR ADDITIONAL INFORMATION. PROVIDE SUBMITAL OF PAINT FINISHES FOR REVIEW AND APPROVAL PRIOR TO CONSTRUCTION.
09-03	PROVIDE NEW SHEET VINYL WAINSCOTTING. SEE ELEVATIONS FOR HEIGHT. SEE FINISH SCHEDULE FOR ADDITIONAL INFORMATION.
10-09	NEW SOLID PHENOLIC URINAL SCREEN. MATCH EXISTING COLOR. PROVIDE SAMPLES FOR REVIEW AND APPROVAL PRIOR TO CONSTRUCTION.
10-14	REINSTALL EXISTING TOILET PARTITION. INSTALL TO PROVIDE ALL ACCESSIBLE CLEARANCES. CLEAN AND PROVIDE NEW ATTACHMENT HARDWARE.
22-06	NEW WALL MOUNTED URINAL. SEE PLUMBING DRAWINGS FOR MORE INFORMATION.



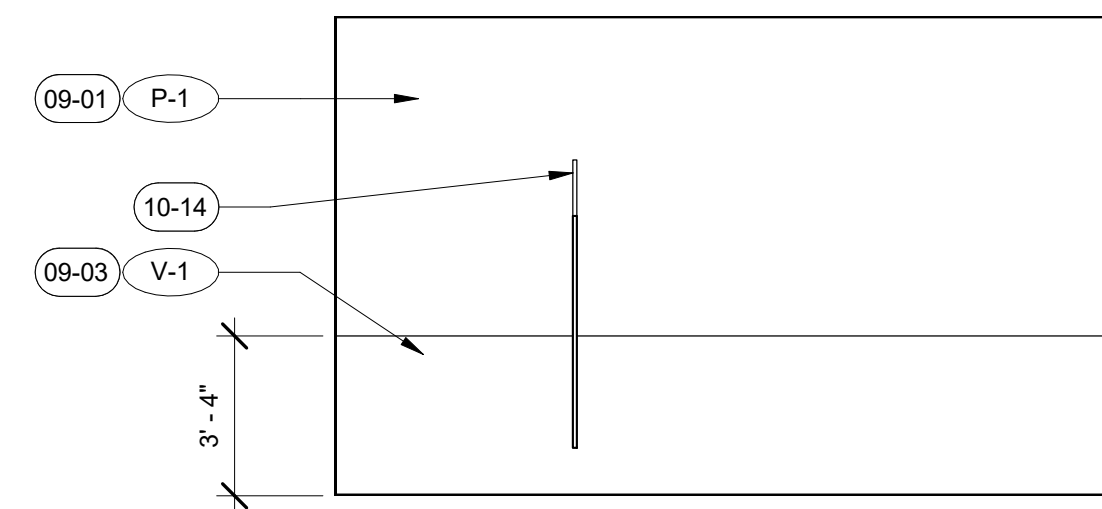
1 WOMEN'S RESTROOM - NORTH
SCALE: 1/4" = 1'-0"



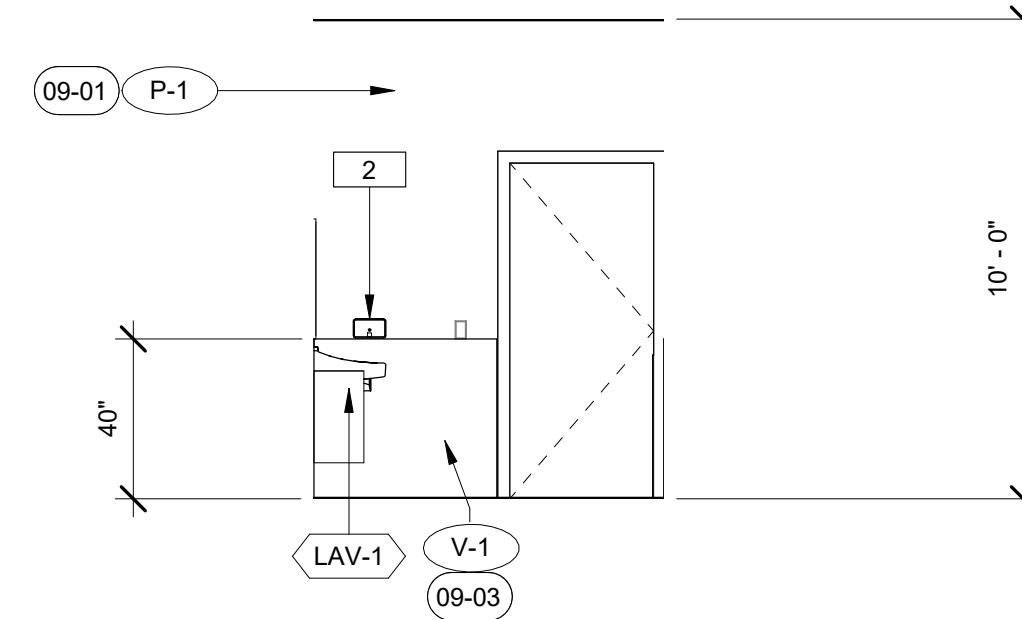
2 WOMEN'S RESTROOM - EAST
SCALE: 1/4" = 1'-0"



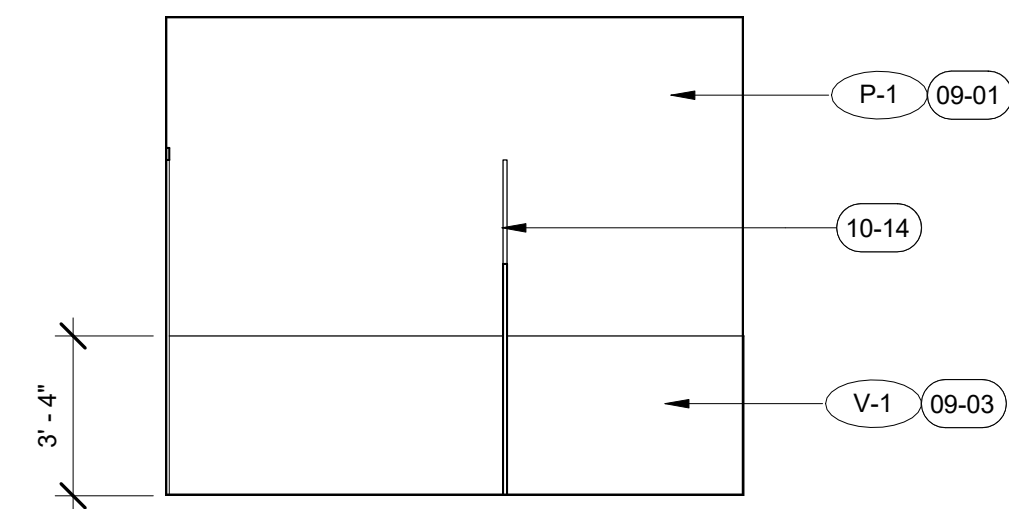
3 WOMEN'S RESTROOM - SOUTH
SCALE: 1/4" = 1'-0"



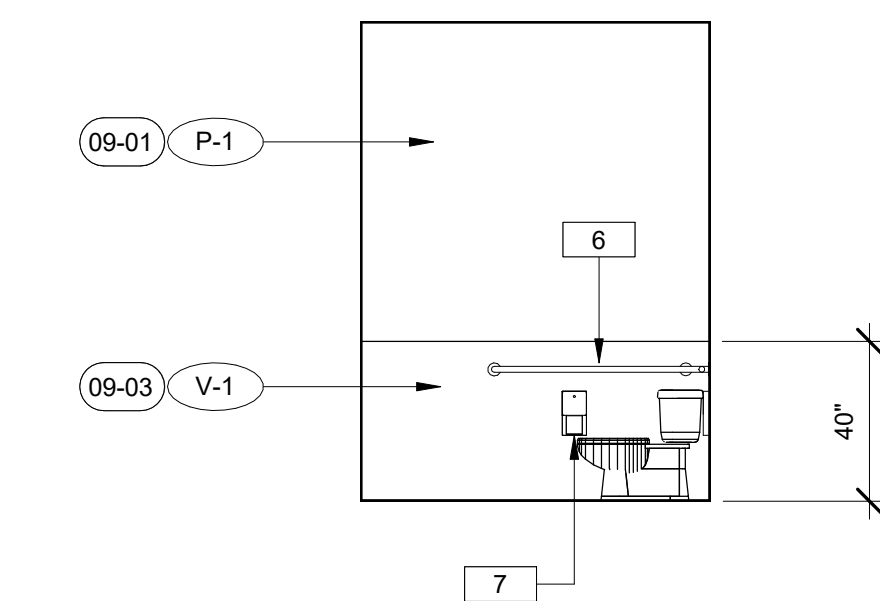
4 WOMEN'S RESTROOM - WEST
SCALE: 1/4" = 1'-0"



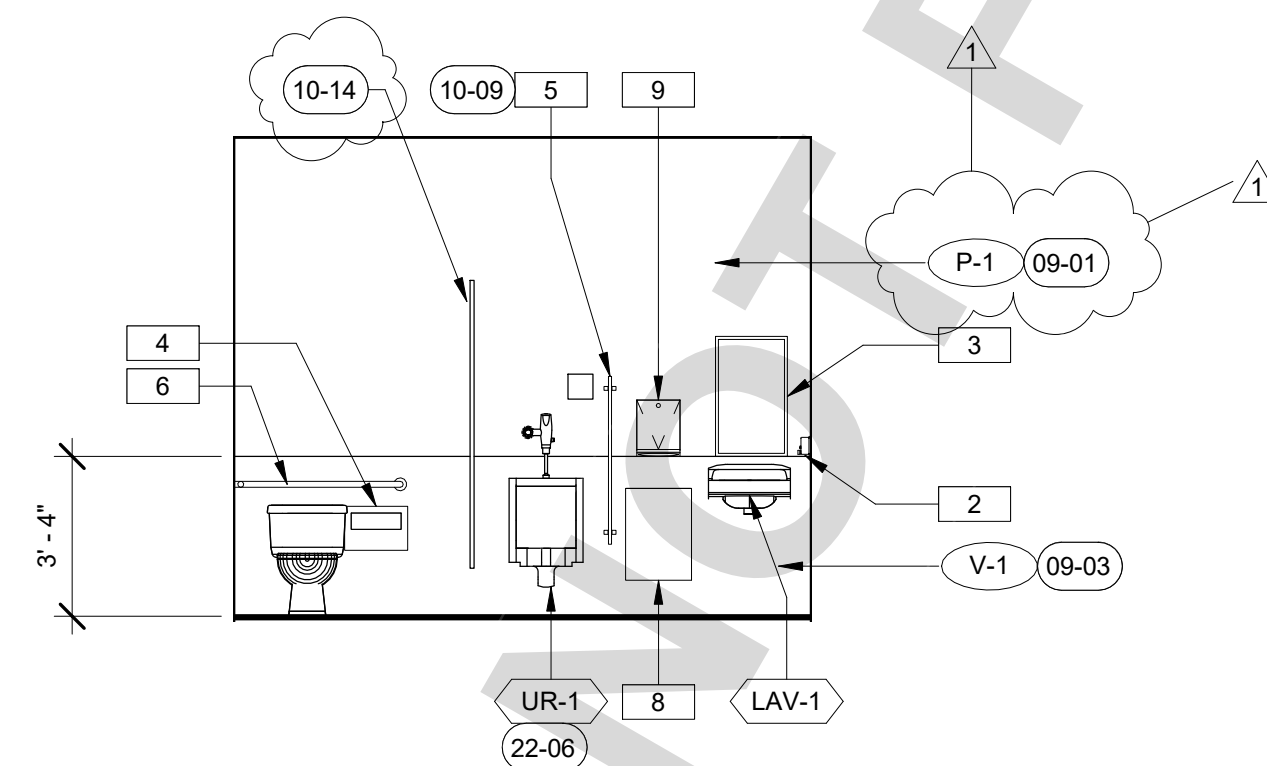
6 MEN'S RESTROOM - NORTH
SCALE: 1/4" = 1'-0"



5 MEN'S RESTROOM - EAST
SCALE: 1/4" = 1'-0"



7 MEN'S RESTROOM - SOUTH
SCALE: 1/4" = 1'-0"



8 MEN'S RESTROOM - WEST
SCALE: 1/4" = 1'-0"

C:\Project Files\3064_SSD Wonder Valley Community Center\01-Drawings\01-Rev\3-CD\SSB SDC Wonder Valley Community Center - CD - CENTRAL_detailed.rvt

UNDERGROUND SERVICE ALERT

CALL: TOLL FREE
1-800-227-2600
OR
811

TWO WORKING DAYS BEFORE YOU DIG

BENCHMARK:

BASIS OF BEARING:

BOA Architecture
Government Services

1511 Cota Ave. Long Beach, CA 90813 Tel. 562-912-7900

PREPARED UNDER THE SUPERVISION OF:
EDWARD LOK NG C-16840 3-18-2024
ARCHITECT NO. DATE

REVISIONS			
NO.	REVISION	DATE	BY
1	BID SET	3/18/24	

PLANS APPROVED BY:
SAN BERNARDINO COUNTY - PUBLIC WORKS SPECIAL DISTRICTS

ASSISTANT DIRECTOR DATE 3-18-2024

APPROVALS	INITIAL	DATE
PROJECT MANAGER		
OPS, DIVISION MANAGER		
PM, DIVISION MANAGER		

IMPROVEMENT PLANS

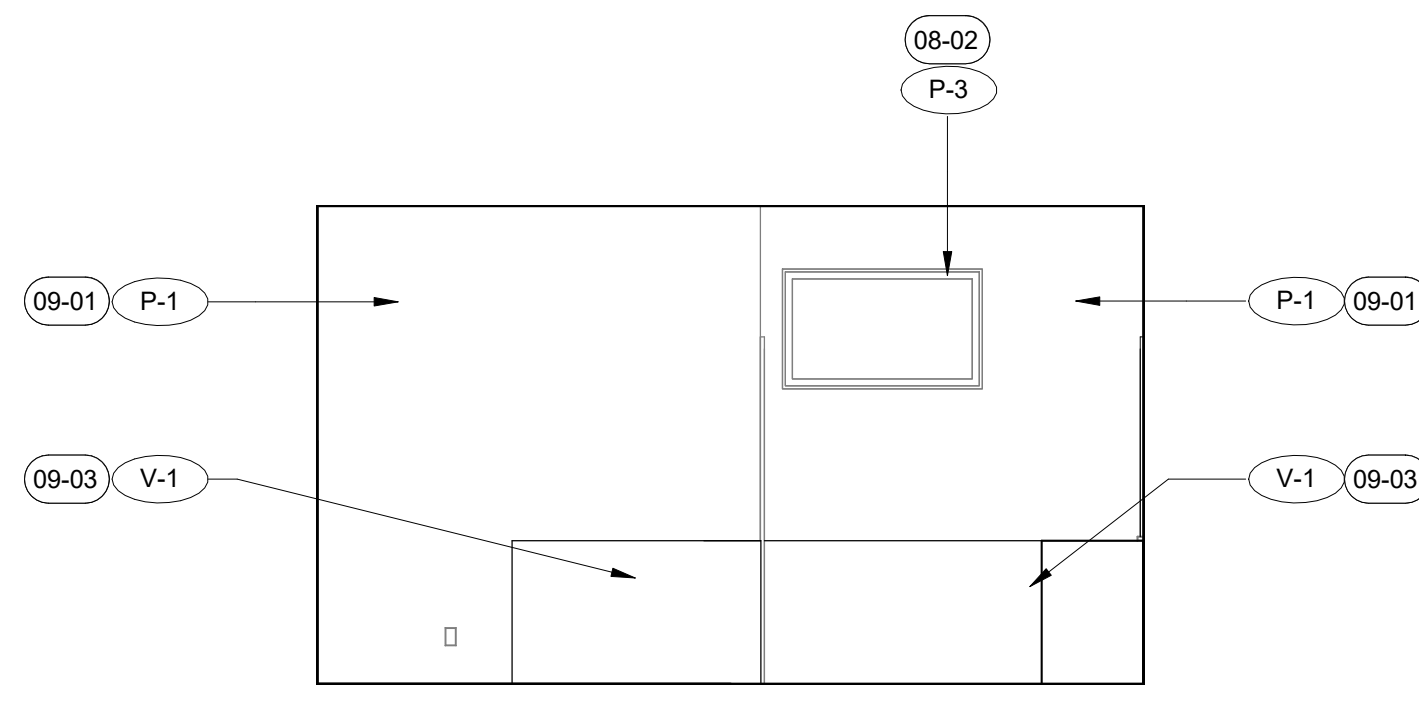
WONDER VALLEY COMMUNITY CENTER

SITE IMPROVEMENTS

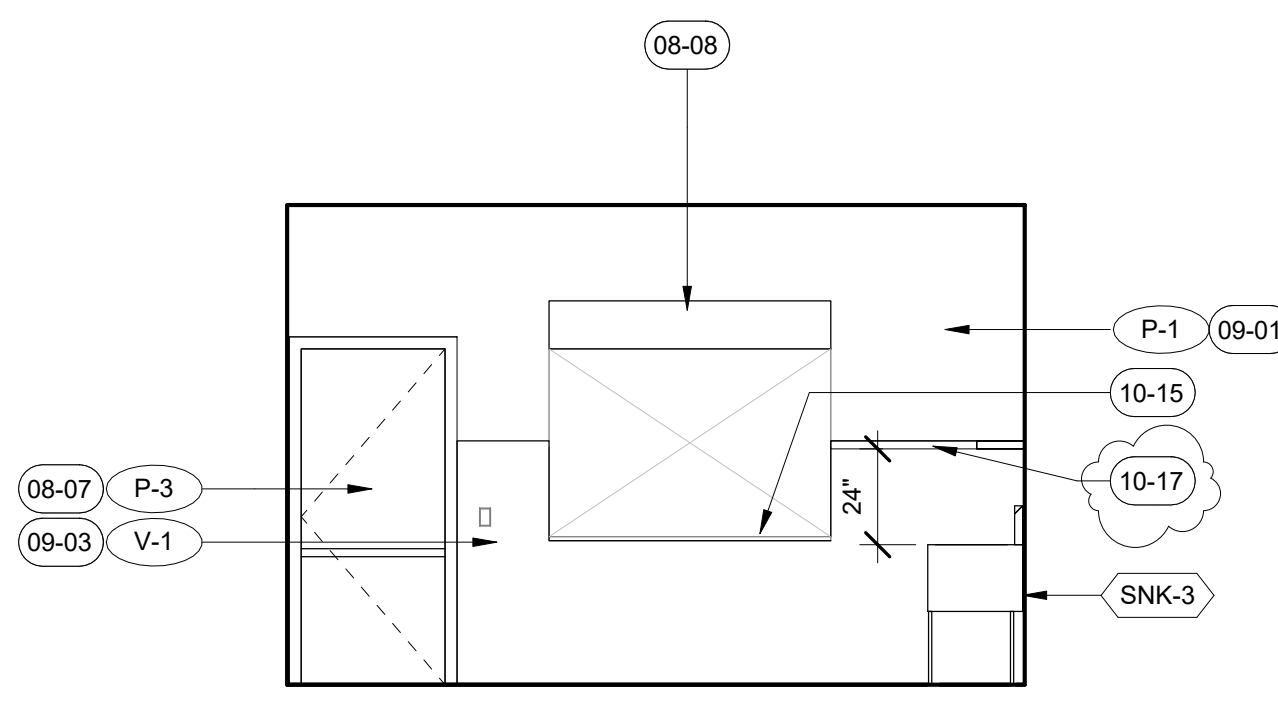
INTERIOR ELEVATIONS

DWG. NO.
FILE NO.
SHEET **10** OF **14**

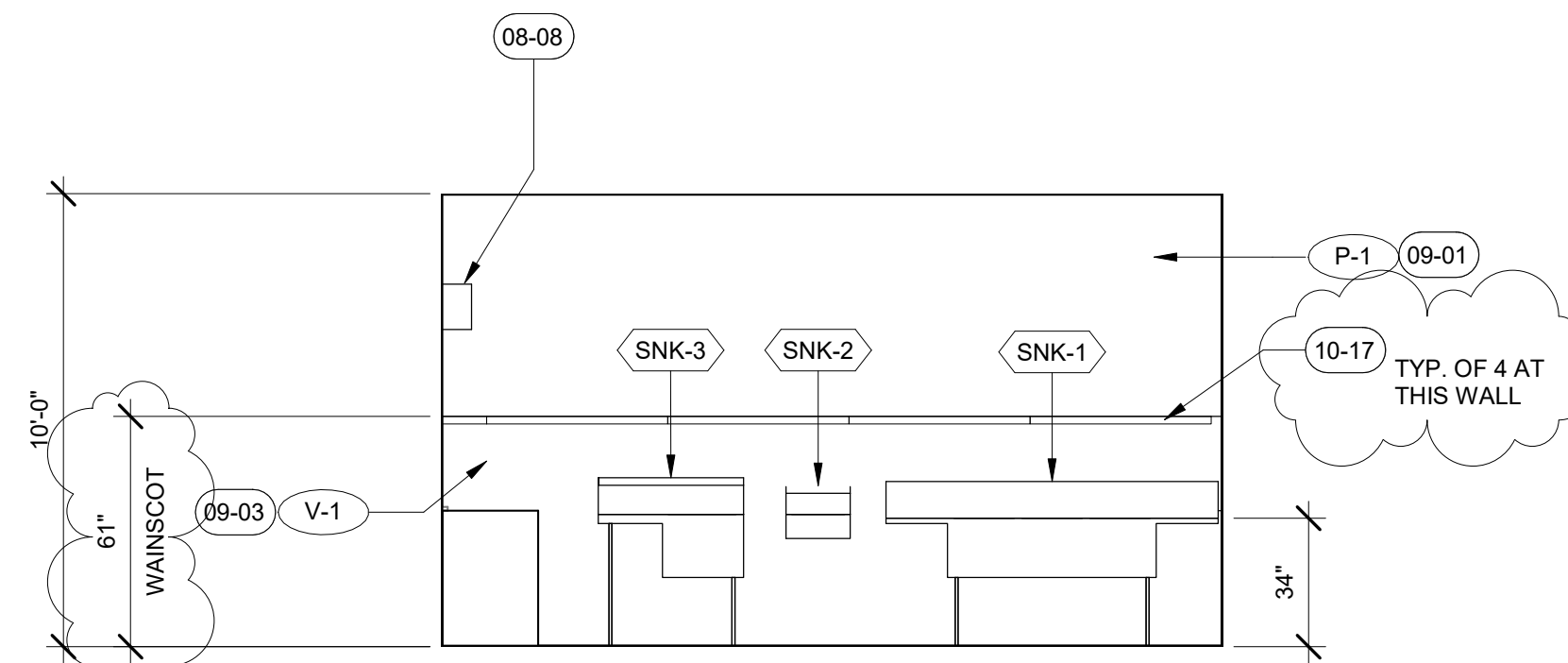
RENOVATION KEYNOTES	
08-01	PROVIDE NEW DOOR AND FRAME WITH ACCESSIBLE HARDWARE. DOOR AND FRAME SHALL ACCOMMODATE NEW POWER ASSIST OPERATOR AND LATCH (IF OCCURS).
08-02	EXISTING WINDOW TO REMAIN. PROVIDE NEW PAINT AND EXISTING FRAME.
08-03	NEW POWER ASSIST DOOR OPERATOR, MOUNTED 5" ABOVE FINISHED FLOOR.
08-07	NEW ADA DUTCH DOOR WITH STAINLESS STEEL COUNTER.
08-08	EXISTING ROLL UP COUNTER DOOR TO REMAIN. CLEAN AND PROTECT IN PLACE.
09-01	PROVIDE NEW PAINT FINISH AT WALLS/CEILING. PAINT EDGE TO EDGE. SEE ROOM FINISH AND MATERIAL SCHEDULE FOR ADDITIONAL INFORMATION. PROVIDE SUBMITAL OF PAINT FINISHES FOR REVIEW AND APPROVAL PRIOR TO CONSTRUCTION.
09-03	PROVIDE NEW SHEET VINYL WAINSCOTTING. SEE ELEVATIONS FOR HEIGHT. SEE FINISH SCHEDULE FOR ADDITIONAL INFORMATION.
10-01	NEW WALL MOUNTED SIGNAGE.
10-10	NEW RESTROOM DOOR SIGNAGE - PROVIDE NEW ACCESSIBLE COMPLYING ROOM SIGNAGE. PATCH AND REPAIR DOOR/WALL FINISHES AND SUBSTRATES MATERIALS DAMAGED BY RETROFIT WORK TO MATCH CONDITION OF ADJACENT UNDISTURBED SURFACES.
10-15	PROVIDE NEW COUNTER TO BE STAINLESS STEEL PASS THROUGH SHELF.
10-17	PROVIDE NEW STAINLESS STEEL WALL MOUNTED SHELF.



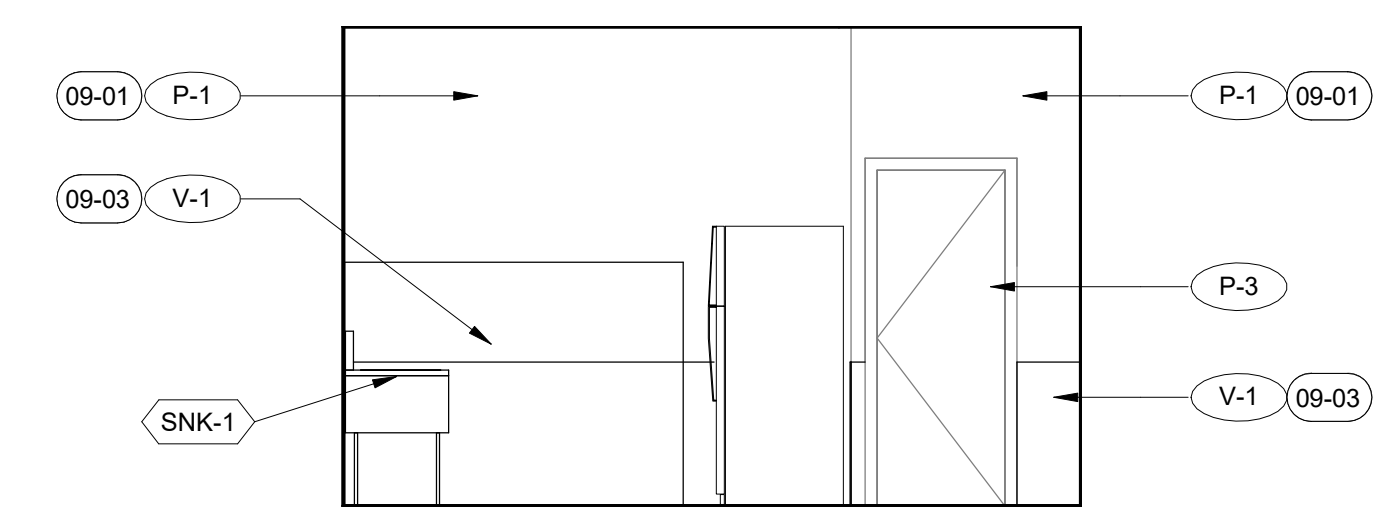
1 KITCHEN - NORTH
SCALE: 1/4" = 1'-0"



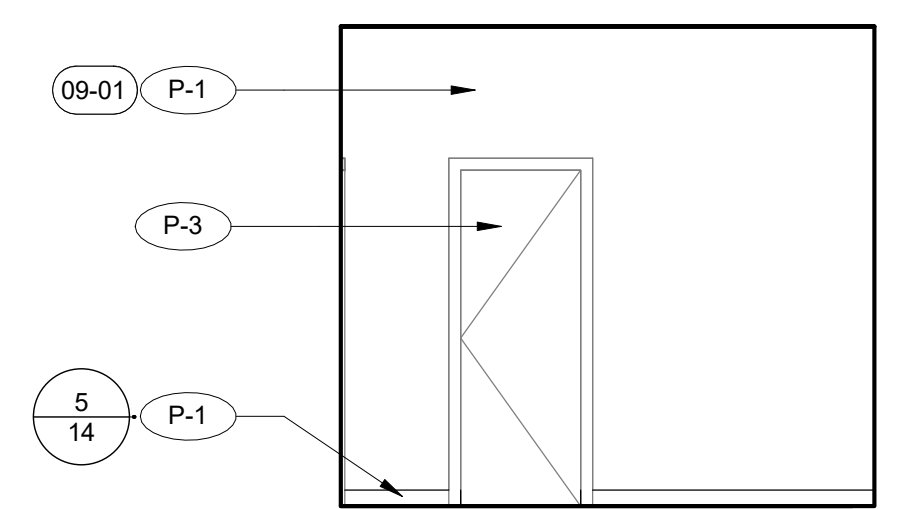
2 KITCHEN - EAST
SCALE: 1/4" = 1'-0"



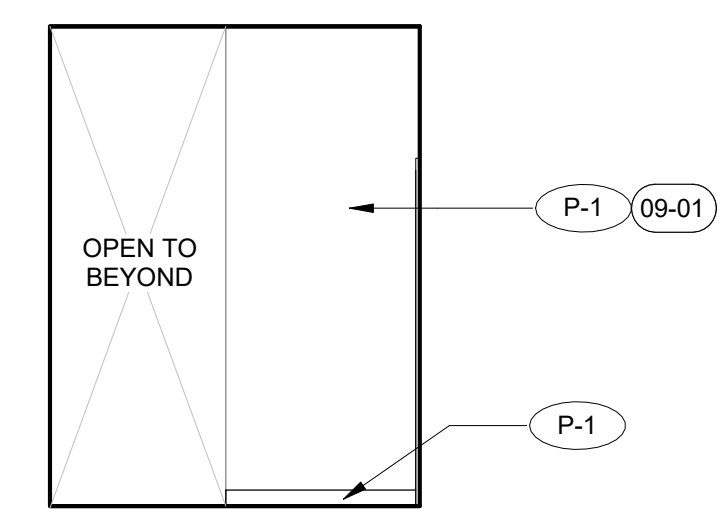
3 KITCHEN - SOUTH
SCALE: 1/4" = 1'-0"



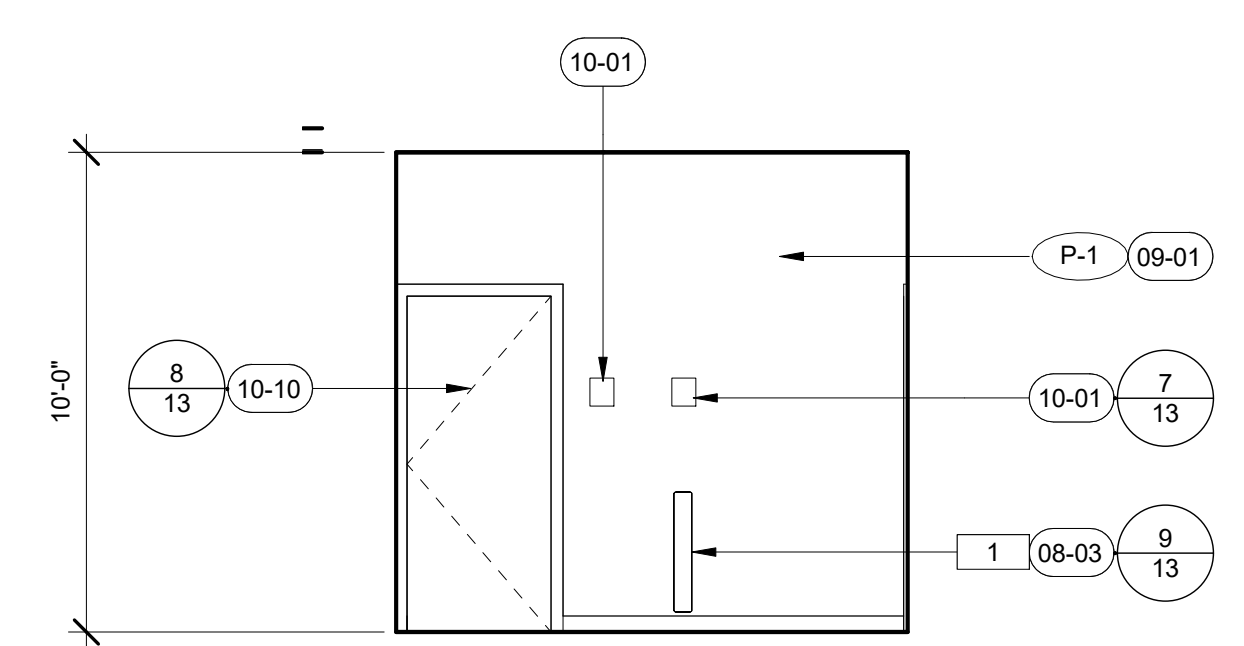
4 KITCHEN - WEST
SCALE: 1/4" = 1'-0"



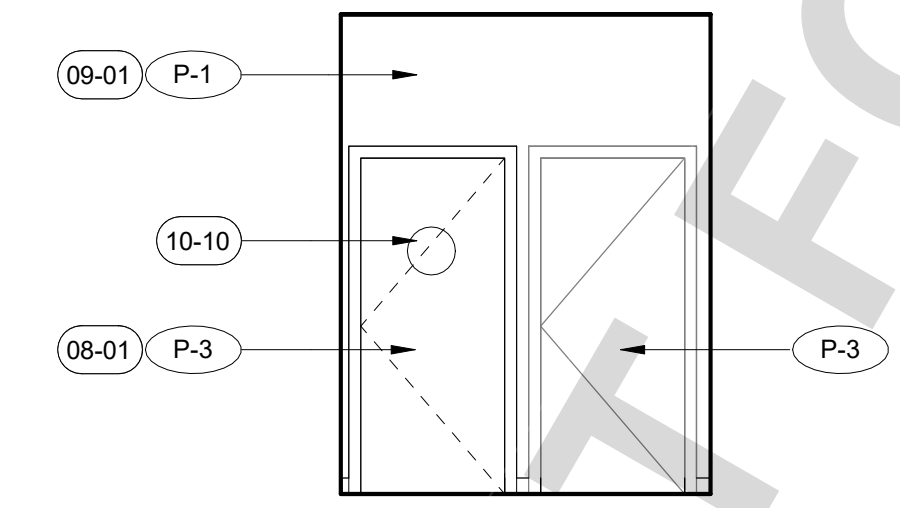
5 HALLWAY - NORTH
SCALE: 1/4" = 1'-0"



6 HALLWAY - EAST
SCALE: 1/4" = 1'-0"



7 HALLWAY - SOUTH
SCALE: 1/4" = 1'-0"



8 HALLWAY - WEST
SCALE: 1/4" = 1'-0"

© Project Files\3064 S8 SDD Wonder Valley Community Center\01-Drawings\01-Rev\3-CD\SS SDD Wonder Valley Community Center - CD - CENTRAL.dwg

NOT FOR BID

UNDERGROUND SERVICE ALERT

CALL: TOLL FREE
1-800-227-2600
OR
811

TWO WORKING DAYS BEFORE YOU DIG

BENCHMARK:

BASIS OF BEARING:

BOA Architecture
Government Services

1511 Cota Ave. Long Beach, CA 90813 Tel. 562-912-7900

PREPARED UNDER THE SUPERVISION OF:

EDWARD LOK NG C-16840 3-18-2024
ARCHITECT NO. DATE

REVISIONS			
NO.	REVISION	DATE	BY
1	BID SET	3/18/24	

PLANS APPROVED BY:

SAN BERNARDINO COUNTY - PUBLIC WORKS SPECIAL DISTRICTS

ASSISTANT DIRECTOR

3-18-2024

APPROVALS	INITIAL	DATE
PROJECT MANAGER		
OPS, DIVISION MANAGER		
PM, DIVISION MANAGER		

IMPROVEMENT PLANS

WONDER VALLEY COMMUNITY CENTER

SITE IMPROVEMENTS

INTERIOR ELEVATIONS

DWG. NO.

FILE NO.

SHEET **11** OF **14**

ROOM FINISH SCHEDULE

NO.	ROOM NAME	FLOOR/BASE	WALLS								CEILING		COMMENTS
			NORTH		EAST		SOUTH		WEST		MAT.	FIN.	
			MAT.	FIN.	MAT.	FIN.	MAT.	FIN.	MAT.	FIN.			
1	MULTIPURPOSE ROOM	EXISTING	EXISTING	EXISTING	EXISTING	EXISTING	EXISTING	EXISTING	EXISTING	EXISTING	EXISTING	EXISTING	
2	WOMENS RESTROOM	V-1	GYP	P-1/V-1	GYP	P-1/V-1	GYP	P-1/V-1	GYP	P-1/V-1	EXISTING	P-1	
3	MENS RESTROOM	V-1	GYP	P-1/V-1	GYP	P-1/V-1	GYP	P-1/V-1	GYP	P-1/V-1	EXISTING	P-1	
4	JANITOR	EXISTING	EXISTING	EXISTING	EXISTING	EXISTING	EXISTING	EXISTING	EXISTING	EXISTING	EXISTING	EXISTING	
5	EQUIPMENT	EXISTING	EXISTING	EXISTING	EXISTING	EXISTING	EXISTING	EXISTING	EXISTING	EXISTING	EXISTING	EXISTING	
6	KITCHEN	V-1	GYP	P-1	GYP	P-1	GYP	P-1	GYP	P-1	EXISTING	P-1	
7	STORAGE	V-1	GYP	P-1	GYP	P-1	GYP	P-1	GYP	P-1	EXISTING	P-1	

MATERIAL SCHEDULE

NO.	MATERIAL	MANUF.	COLOR/MODEL NO.	NOTES
GB-1	GYP BOARD	-	-	WALLS AND CEILINGS
P-1	SEMI GLOSS - PAINT	DUNN-EDWARD	DEW341 SWISS COFFEE SEMI GLO/GLOSS ENAMEL	PAINT WALLS AND CEILINGS
P-2	SEMI GLOSS - PAINT		ARCHITECT TO SELECT	
P-3	SEMI GLOSS - PAINT	DUNN-EDWARD	DEC712 BRIAR	DOOR AND FRAME
RB-1	RUBBER BASE	ROPPE	150 DARK GREY	WALL BASE AT HALLWAY AND PANTRY
V-1	VINYL SHEET	MANNINGTON	MD-15515 GARGOYLE 0.080 SHEET VINYL 40" SELF COVE AT RESTROOMS 48" SELF COVE AT KITCHEN	FLOORS AND SELF COVE

PLUMBING FIXTURE SCHEDULE

MARK	TYPE	DESCRIPTION	CW	HW	W	V	COMMENTS
DF-1	DRINKING FOUNTAIN W/ BOTTLE FILLER	ELKAY EZH20 BOTTLE FILLING STATION & VERSATILE BI-LEVEL ADA COOLER					
FS	FLOOR SINK	ZURN ELKAY FD2375-NH3-T 12" X 12" CAST IRON FLOOR SINK WITH 3/4 GRATE, 3" NO-HUB CONNECTION AND 6" SUMP DEPTH					AT EACH KITCHEN SINK
INT-1	GREASE INTERCEPTOR	ZURN GT200					
LAV-1	LAVATORY	AMERICAN STANDARD DECLYN WALL-HUNG LAVATORY, VITREOUS CHINA, CHICAGO FAUCETS MANUAL SINK FAUCET 420-ABCP	0'-2 1/4"	0'-2 1/4"	0'-0"	0'-0"	
LAV-2	LAVATORY	PROFLO PF9412/PF9403 HIGH-EFFICIENCY TOILET VITREOUS CHINA - 1.28 GPF	0'-2 1/4"	0'-2 1/4"			
SNK-1	SINK	ELKAY DEPENDABLE STAINLESS STEEL 16 GAUGE THREE COMPARTMENT SINK WITH 18" LEFT AND RIGHT DRAINBOARDS 14-3C16X20-2-18X ELKAY FOODSERVICE 8" CENTERSET WALL MOUNT FAUCET WITH 8" ARC TUBE SPOUT 4" WRIST BLADE HANDLES 1/2" OFFSET INLETS, GARBAGE DISPOSAL: INSINKERATOR EVOLUTION COMPACT 3/4 HP	0'-1 5/32"	0'-1 5/32"	0'-1 1/2"		
SNK-2	SINK	ELKAY SUPER ECONOMY SERIES WALL MOUNTED 17" HAND SINK 20 GAUGE 300 SERIES STAINLESS STEEL	0'-0 1/2"	0'-0 1/2"	0'-1 1/2"		
SNK-3	SINK	ADVANCE TABCO FE-1-1812-18R-X ONE COMPARTMENT FABRICATED SINK, Elkay® Foodservice 8" Centerset Wall Mount Faucet with 8" Arc Tube Spout 4" Wristblade Handles 1/2" Offset Inlets Model(s) LK940AT08T4H	0'-0 1/2"	0'-0 1/2"	0'-1 1/2"		
UR-1	URINAL	PROFLO ADA HIGH EFFICIENCY URINAL WASHOUT REAR OUTLET PF1815PTWH 0.125GPF IN COLOR WHITE (FLUSH)	0'-0"				
WC-1	WATER CLOSET	PROFLO PF9412/PF9403 HIGH-EFFICIENCY TOILET VITREOUS CHINA - 1.28 GPF	0'-0"		0'-0"	0'-3"	PROVIDE FOR ACCESSIBLE STALLS
WC-2	WATER CLOSET	PROFLO PF9412/PF9403 HIGH-EFFICIENCY TOILET VITREOUS CHINA - 1.28 GPF	0'-0"		0'-0"	0'-3"	

ACCESSORY SCHEDULE

NO.	EQUIP.	MANUF.	COLOR/MODEL NO.
1	Power Assist Button		COORDINATE WITH DOOR HARDWARE
2	Bobrick B-2112 Classic Series Surface Mounted Soap Dispenser	Bobrick Washroom Equipment, Inc.	B-2112
3	Bobrick B-290 1830 Welded Frame Mirror	Bobrick Washroom Equipment, Inc.	B-290 1830
4	Bobrick B-221 Classic Series Surface Mounted Seat Cover Dispenser	Bobrick Washroom Equipment, Inc.	B-221
5	Wall Hung Urinal Screen	Bobrick Washroom Equipment, Inc.	1090 Series
6	1 1/4" Diameter Stainless Steel Grab Bars with Snap Flange	Bobrick Washroom Equipment, Inc.	B-6897 42x54 SERIES
7	Bobrick B-2888 Classic Series Surface Mounted Multi-roll Toilet Tissue Dispenser	Bobrick Washroom Equipment, Inc.	B-2888
8	Surface Mounted Waste Receptacle	Bobrick	B-275
9	Bobrick B-262 Classic Series Surface Mounted Paper Towel Dispenser	Bobrick Washroom Equipment, Inc.	B-262

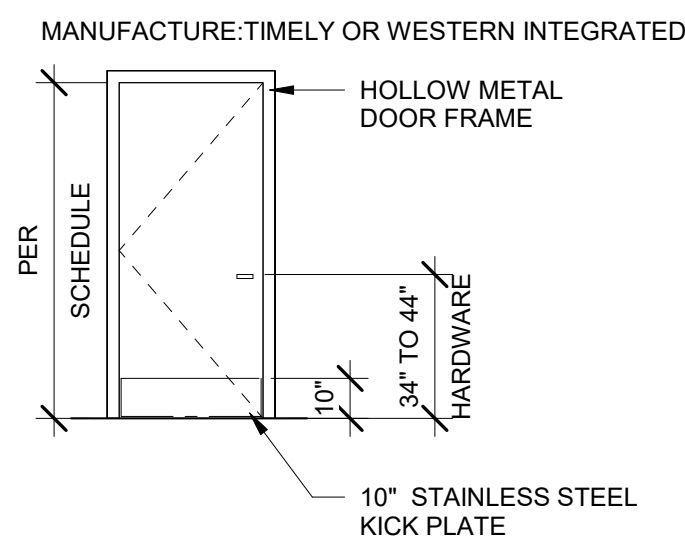
FURNITURE SCHEDULE

QTY.	TYPE	MANUF.	COLOR/MODEL NO.	SIZE (LxWxH)	NOTES
1	COUNTER	OMCAN	ELITE SERIES STAINLESS STEEL WORK TABLE	70.5"x8"	COUNT: 2
2	SHELVING RACKS	ULINE	CHROME WIRE SHELVING UNIT H-2941-54	48"x18"x34"	COUNT: 2
3	WALL MOUNTED SHELVING	ULINE	SOLID STAINLESS STEEL WALL-MOUNTED SHELVING	48"x12"x10"	COUNT: 5
4	LOCKER	SCHOOL LOCKERS	SINGLE TIER METAL LOCKERS MODEL: #SG1121260	12"W X 12"D X 60"H	COUNT: 3

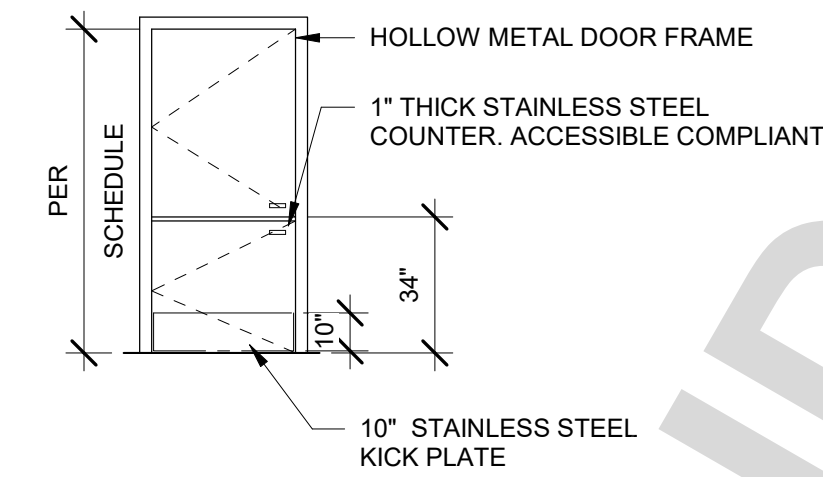
DOOR SCHEDULE

DOOR #	DOOR SIZE			DOOR		FRAME		FIRE RATED	DETAILS			HARDWARE SET	COMMENTS	
	WIDTH	HEIGHT	THK.	TYPE	MATERIAL	FINISH	MATERIAL		FINISH	HEAD	JAMB			THRESHOLD
1	3'-0"	7'-0"	2"	A	HM	P-3	HM	P-3	N/A				001 NEW DOOR	
2	3'-0"	7'-0"	2"	A	HM	P-3	HM	P-3	N/A				002 NEW DOOR	
3	3'-0"	7'-0"	2"	A	HM	P-3	HM	P-3	N/A				- REPAINT EXISTING DOOR	
4	2'-6"	7'-0"	2"	A	WD	P-3	HM	P-3	N/A				- REPAINT EXISTING DOOR	
5	2'-8"	7'-0"	2"	A	WD	P-3	HM	P-3	N/A				- REPAINT EXISTING DOOR	
6	3'-0"	7'-0"	2"	B	HM	P-3	HM	P-3	N/A				003 NEW DOOR	

DOOR TYPE



A



B

DOOR HARDWARE

HARDWARE GROUPNO. 001 FOR USE ON DOOR #(S): 1

PROVIDE EA. SGL DOOR(WITH THE FOLLOWING:

QTY	DESCRIPTION	CATALOG NUMBER	FINISH	MFR
3	HINGE	5BB 1HW 4.5X4.5	652	IVE
1	SURFACE CLOSER	4111 H	626	LCN
1	KICK PLATE	8400 10"X1 1/2" LDW B4E	630	IVE
1	PUSH PLATE	8200 6" X 16", ANTI-MICROBE	630	IVE
1	PULL PLATE	8302-8 4" X 16" W/ 3/4" ROUND PULL 8" CTC	630	IVE
1	WALL STOP	WS406/WS407 CVX	630	IVE
3	SILENCER	SR64	GREY	IVE

HARDWARE GROUPNO. 002 FOR USE ON DOOR #(S): 2

PROVIDE EA. SGL DOOR(WITH THE FOLLOWING:

QTY	DESCRIPTION	CATALOG NUMBER	FINISH	MFR
3	HINGE	5BB 1HW 4.5X4.5	652	IVE
1	AUTOMATIC OPERATOR	8200 SERIES OPERATOR	626	FAL
1	KICK PLATE	8400 10"X1 1/2" LDW B4E	630	IVE
1	PUSH PLATE	8200 6" X 16", ANTI-MICROBE	630	IVE
1	PULL PLATE	8302-8 4" X 16" W/ 3/4" ROUND PULL 8" CTC	630	IVE
1	WALL STOP	WS406/WS407 CVX	630	IVE
3	SILENCER	SR64	GREY	IVE

HARDWARE GROUPNO. 003 FOR USE ON DOOR #(S): 6

PROVIDE EA. SGL DOOR(WITH THE FOLLOWING:

QTY	DESCRIPTION	CATALOG NUMBER	FINISH	MFR
3	HINGE	5BB 1HW 4.5X4.5	652	IVE
1	SURFACE CLOSER	4111 H	626	LCN
1	ENTRANCE/OFFICE	ND50TD RHO	626	SCH
1	FSIC CORE	23-030	626	SCH
1	KICK PLATE	8400 10"X1 1/2" LDW B4E	630	IVE
1	WALL STOP	WS406/WS407 CVX	630	IVE
1	GASKETING	188SBK PSA	BK	ZER

NEW CYLINDER TO MATCH EXISTING BUILDING STANDARD - CONSULT BUILDING LOCKSMITH

© Project Files\3064_SIS_SDD Wonder Valley Community Center\01-Drawings\3-CD\3064_SDD Wonder Valley Community Center - CD - CENTRAL_sdsched.rvt

UNDERGROUND SERVICE ALERT

CALL: TOLL FREE
1-800-227-2600
OR
811

TWO WORKING DAYS BEFORE YOU DIG

BENCHMARK:

BASIS OF BEARING:

LICENSED ARCHITECT
Edward Lok Ng
C-16840
REN.11/30/25
STATE OF CALIFORNIA

BOA Architecture
Government Services
1511 Cota Ave. Long Beach, CA 90813 Tel. 562-912-7900
PREPARED UNDER THE SUPERVISION OF:
EDWARD LOK NG C-16840 3-18-2024
ARCHITECT NO. DATE

NO.	REVISION	DATE	BY
1	BID SET	3/18/24	

PLANS APPROVED BY:
SAN BERNARDINO COUNTY - PUBLIC WORKS SPECIAL DISTRICTS

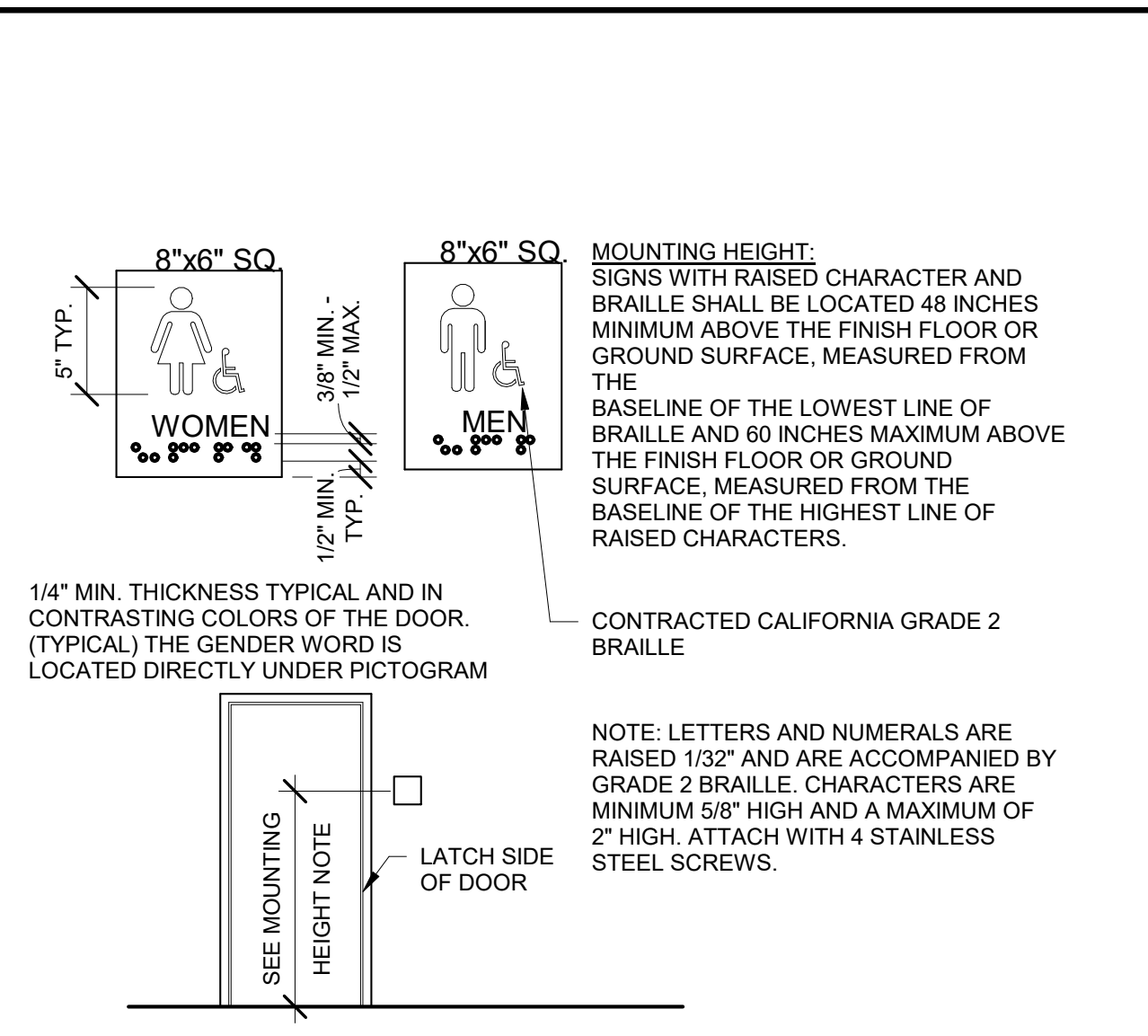
ASSISTANT DIRECTOR
DATE: 3-18-2024

APPROVALS

	INITIAL	DATE
PROJECT MANAGER		
OPS, DIVISION MANAGER		
PM, DIVISION MANAGER		

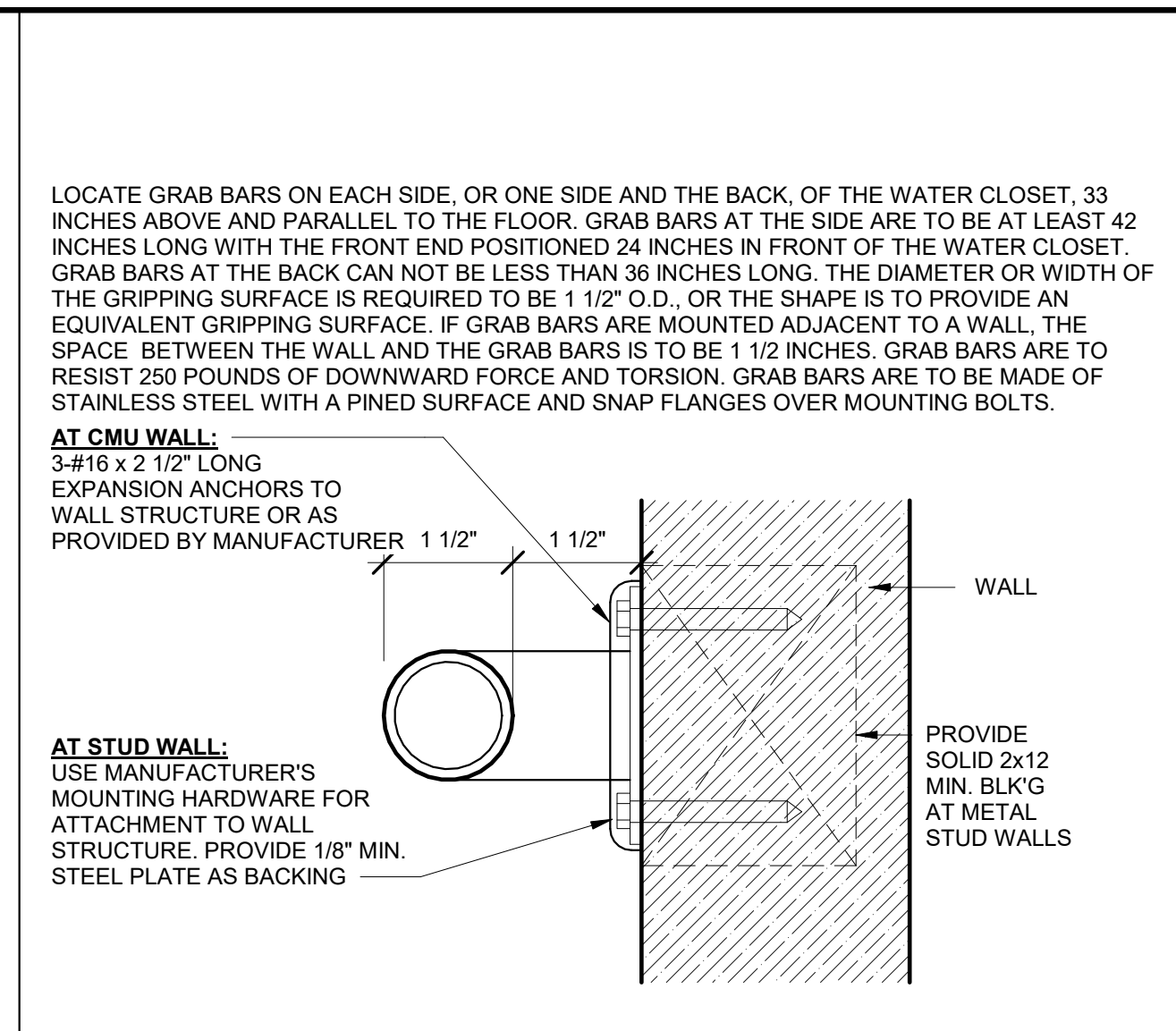
IMPROVEMENT PLANS
WONDER VALLEY COMMUNITY CENTER
SITE IMPROVEMENTS
SCHEDULES

DWG. NO.
FILE NO.
SHEET **12** OF **14**



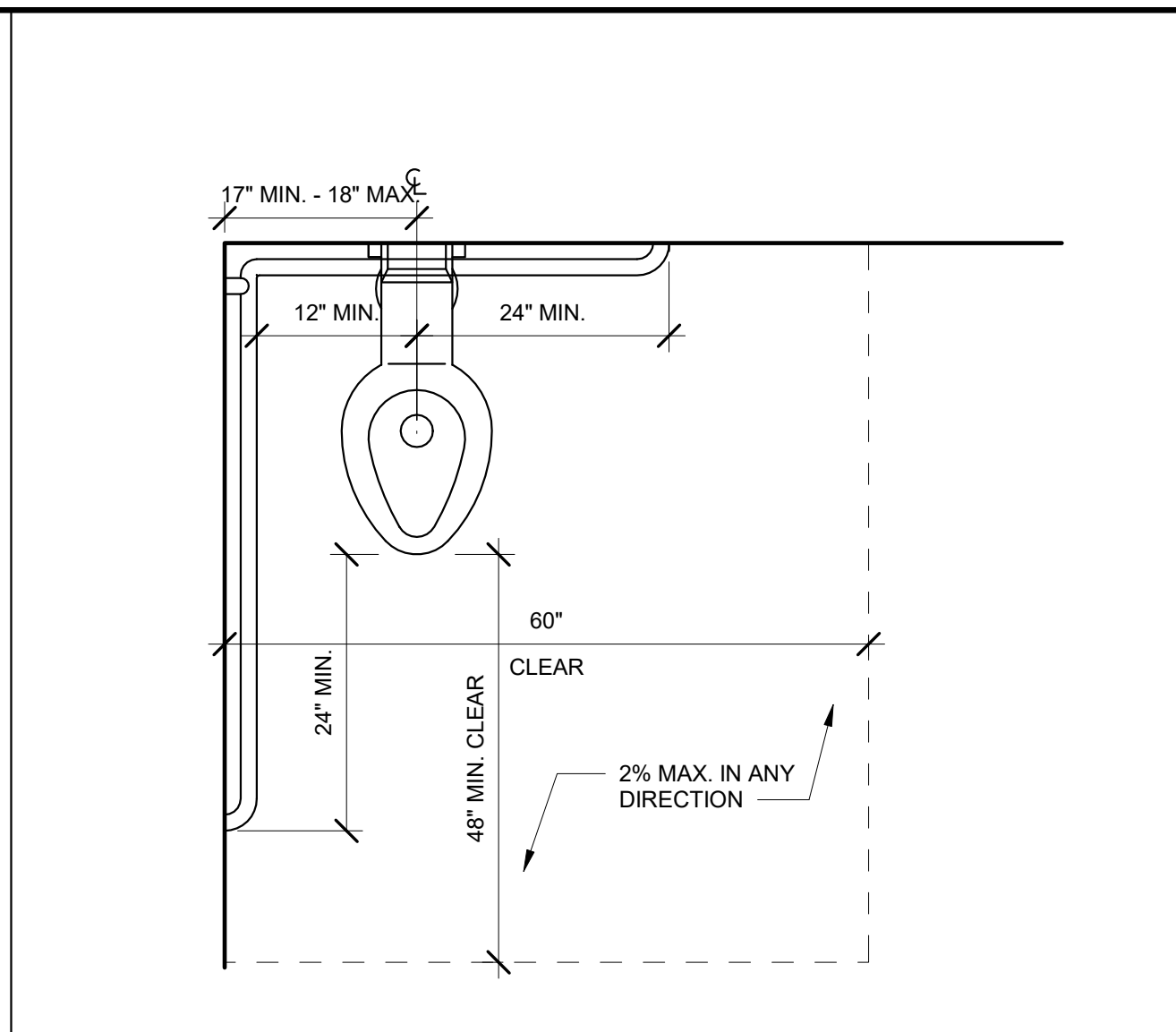
ROOM ID1

7



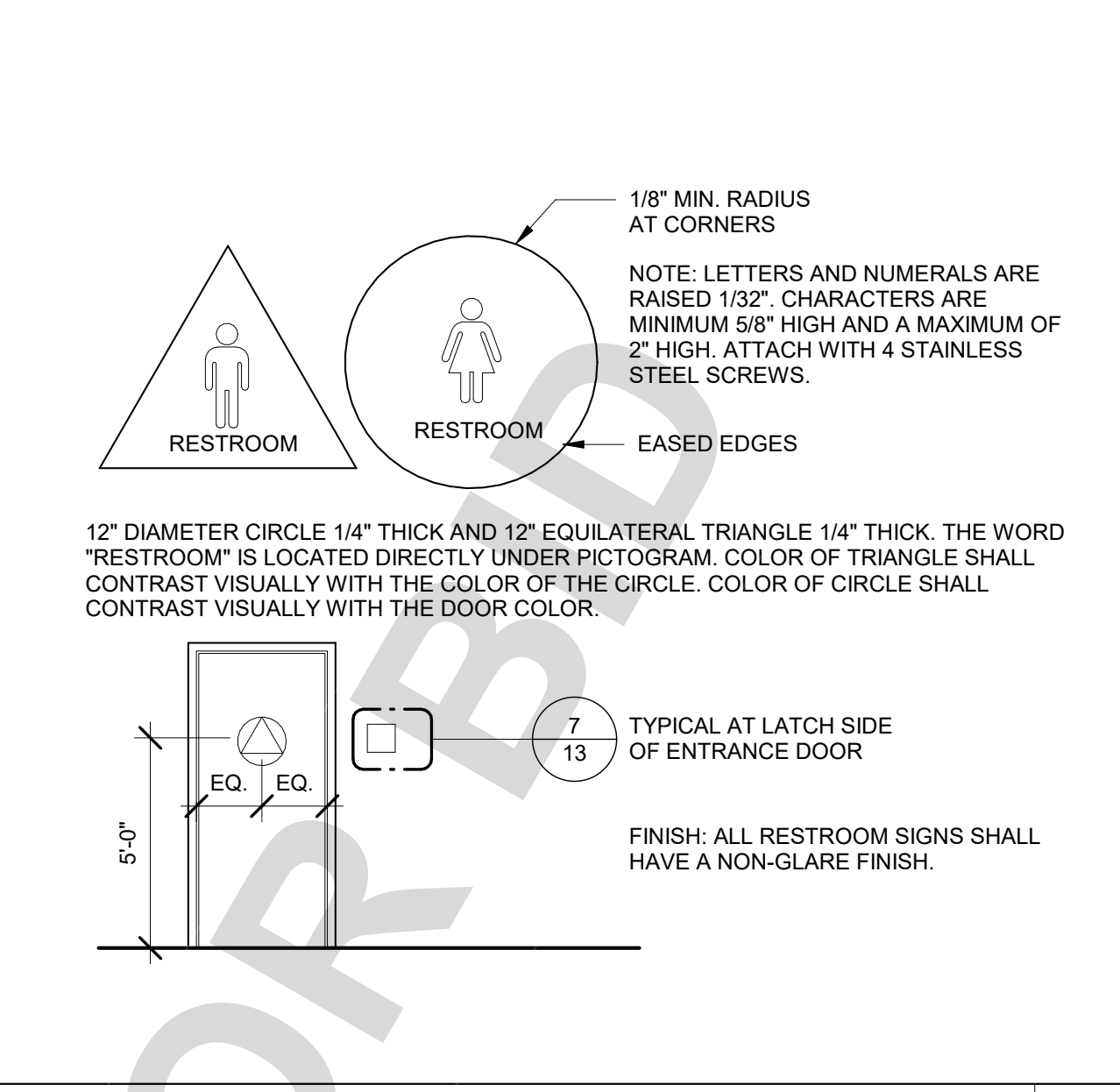
GRAB BAR @ STUD WALL

4



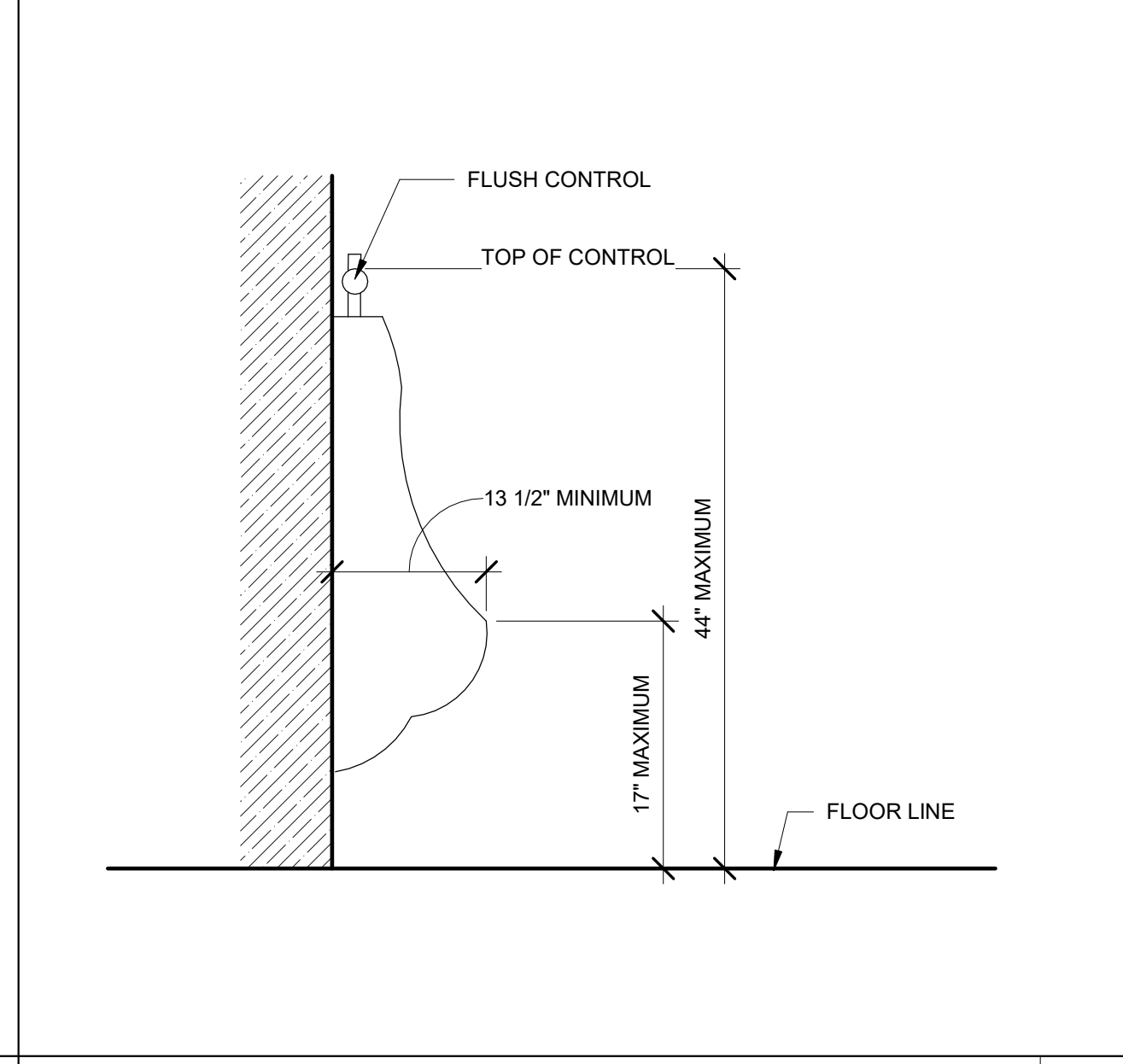
ACCESS. R.R. STALL

1



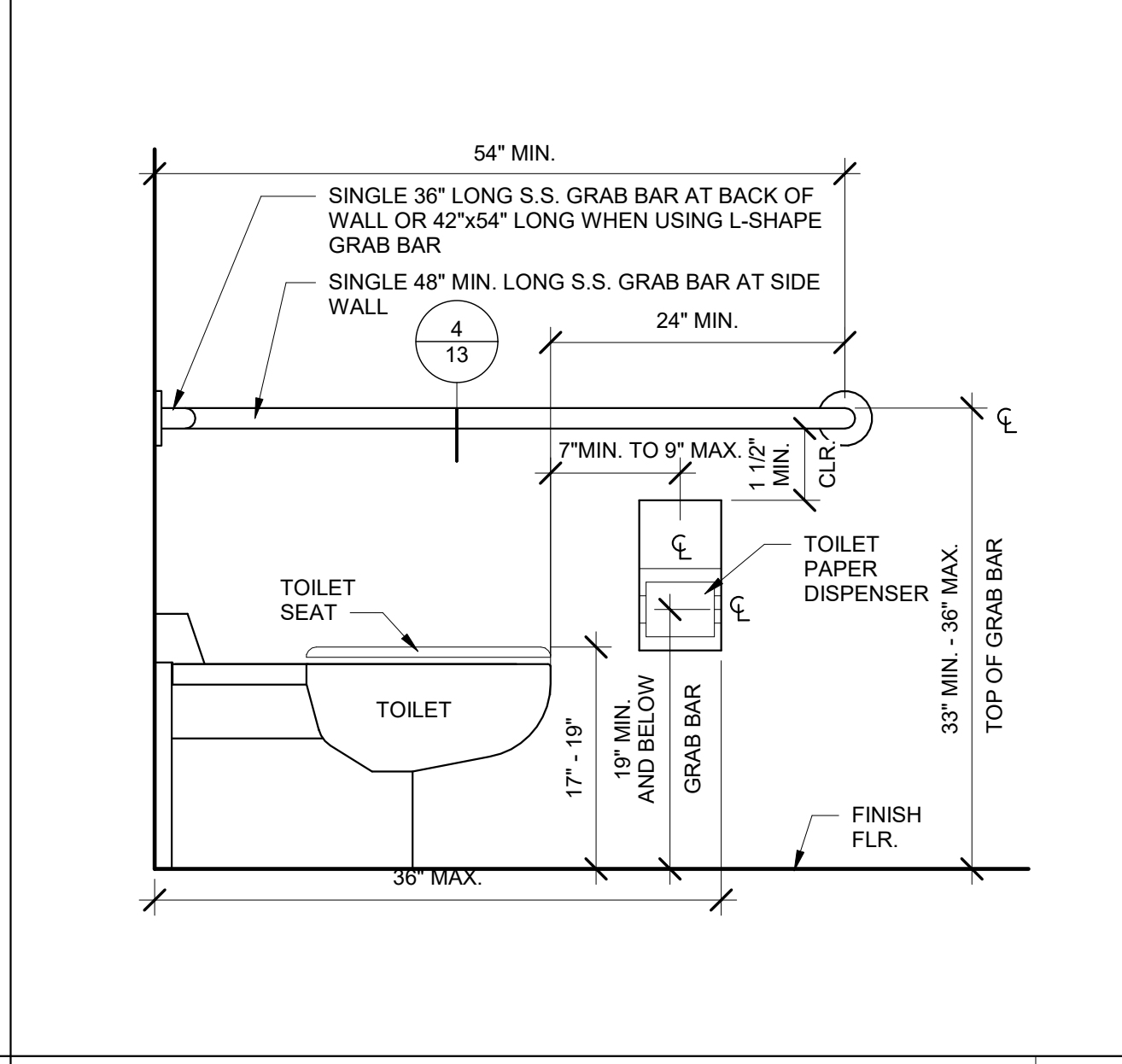
RESTROOM SIGN

8



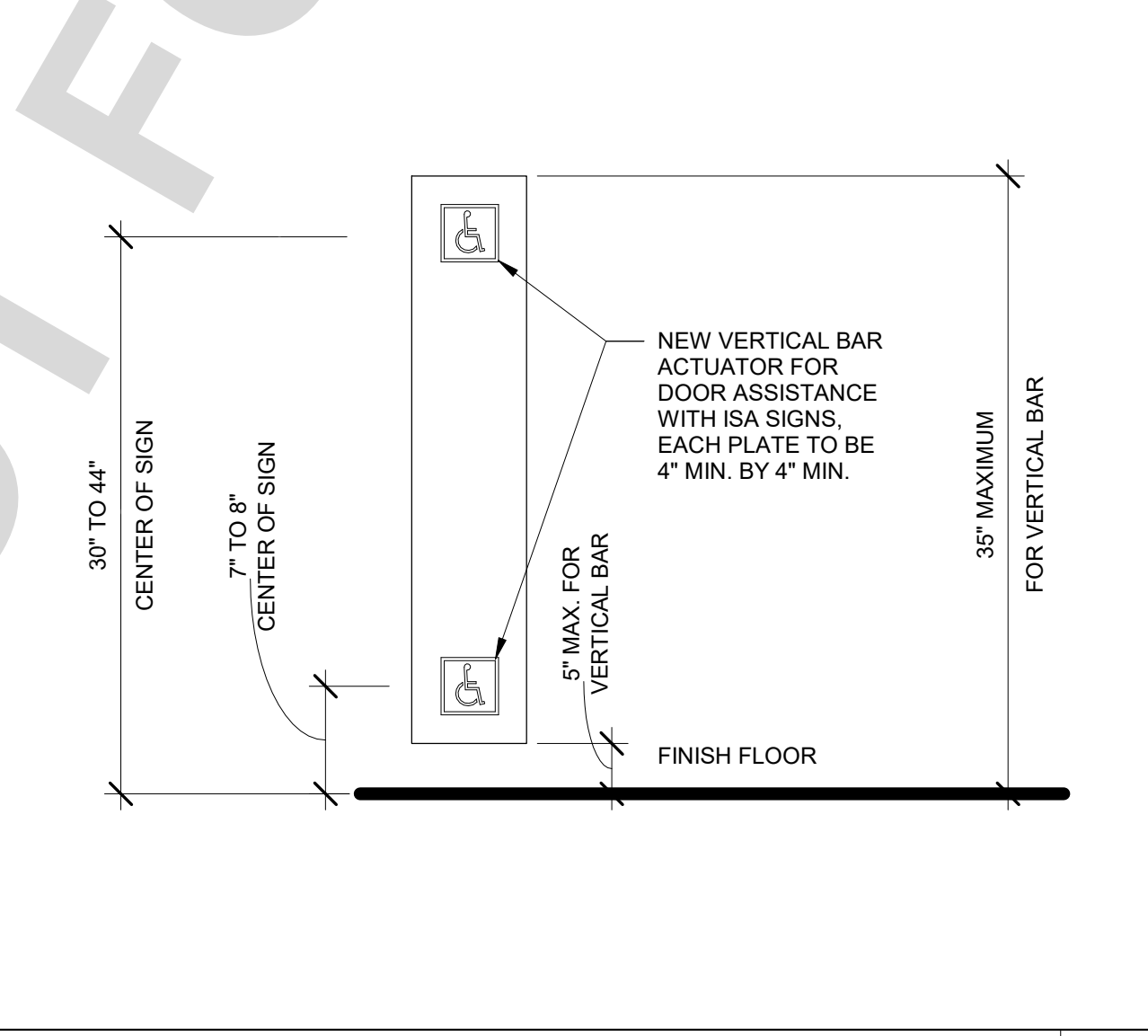
URINAL

5



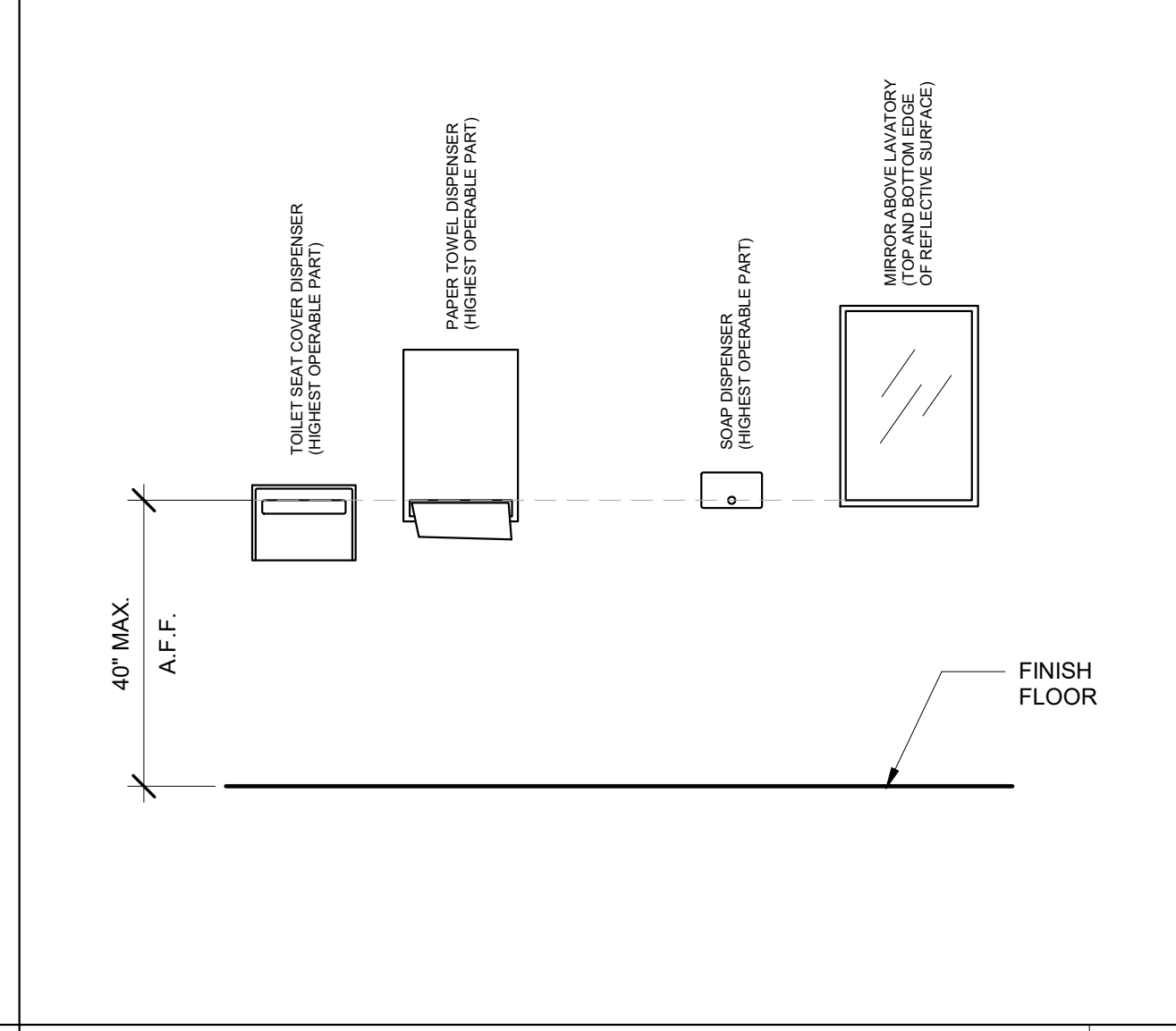
WATER CLOSET

2



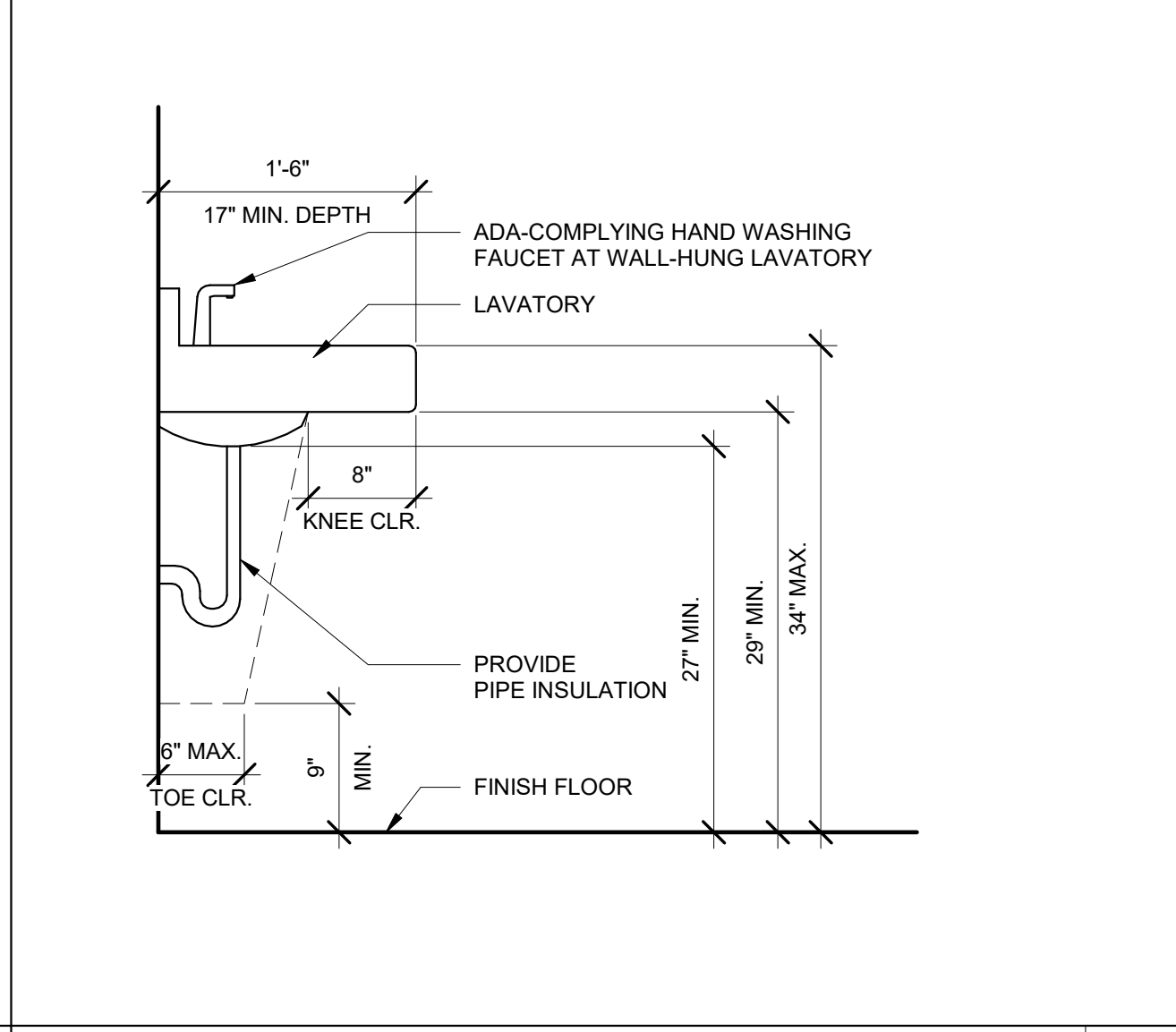
DOOR - PUSH PLATE OPENER

9



MOUNTING HEIGHTS

6



LAVATORY

3

C:\Project Files\3064 SSB SDD Wonder Valley Community Center\01-Drawings\01-Rev\3-CD\SSB SDD Wonder Valley Community Center - CD - CENTRAL_detailed.rvt

UNDERGROUND SERVICE ALERT
CALL: TOLL FREE
1-800-227-2600
OR
811
TWO WORKING DAYS BEFORE YOU DIG

BENCHMARK:

BASIS OF BEARING:

LICENSED ARCHITECT
Edward Lok Ng
C-16840
REN.113025
STATE OF CALIFORNIA

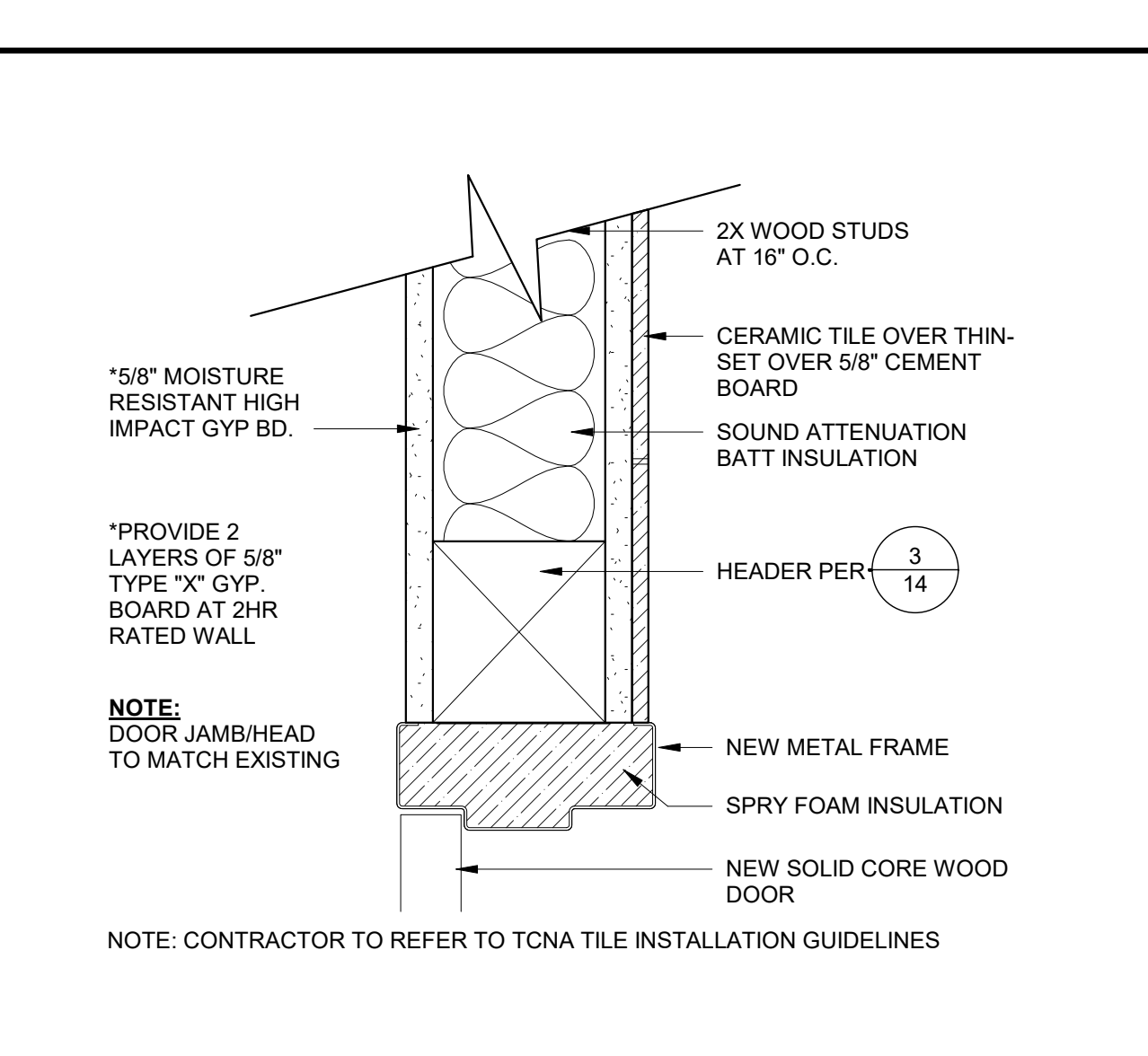
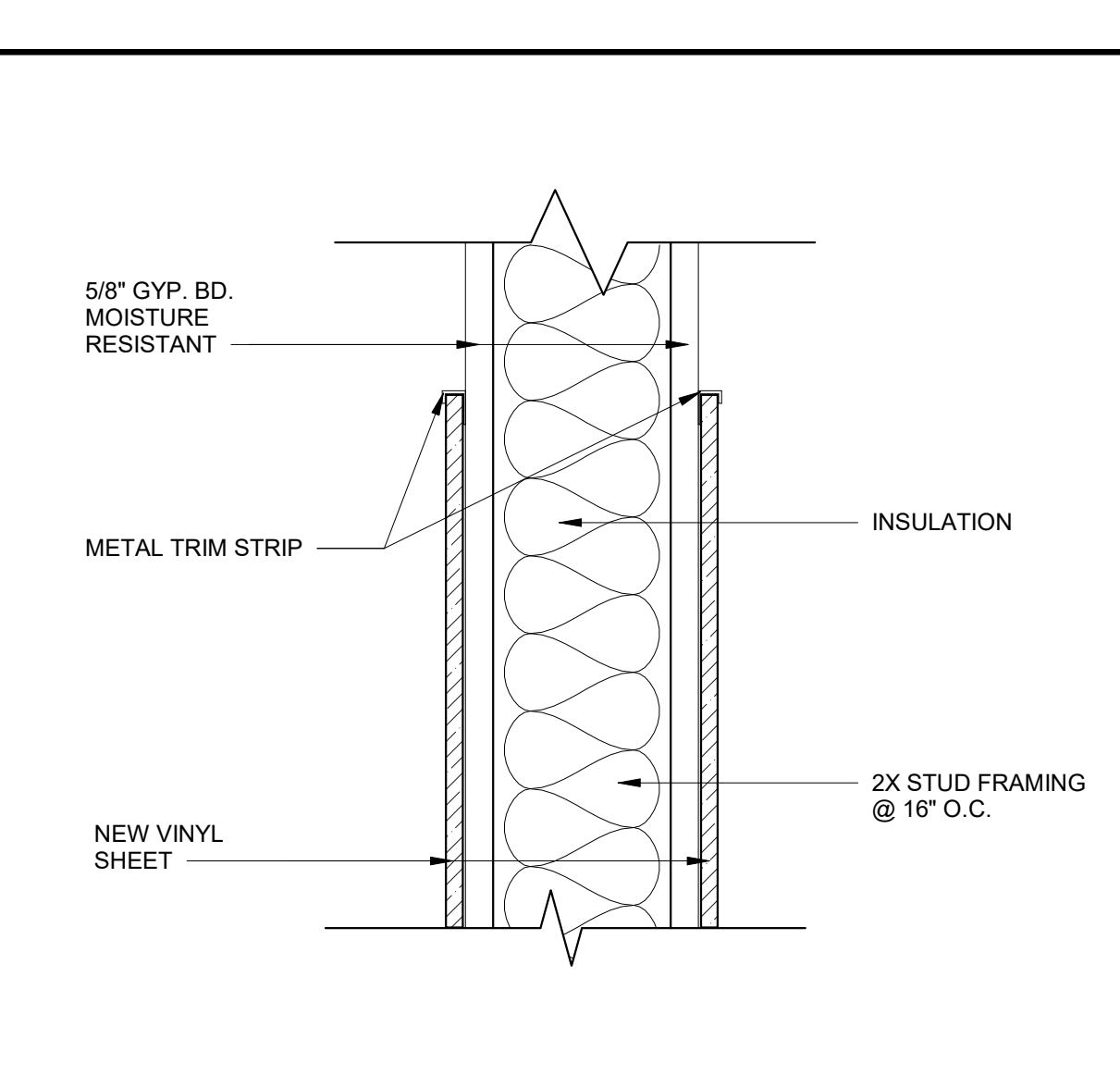
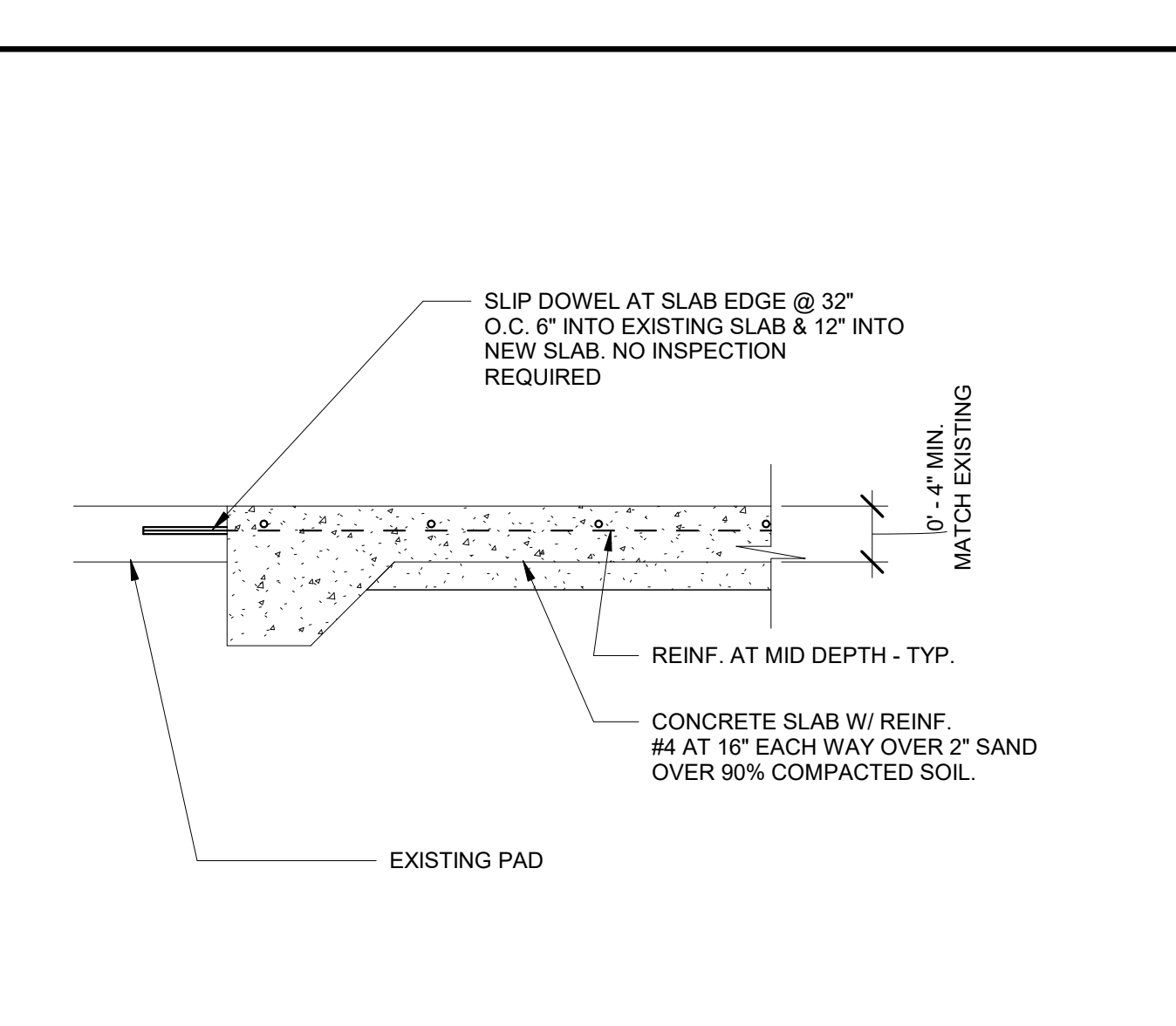
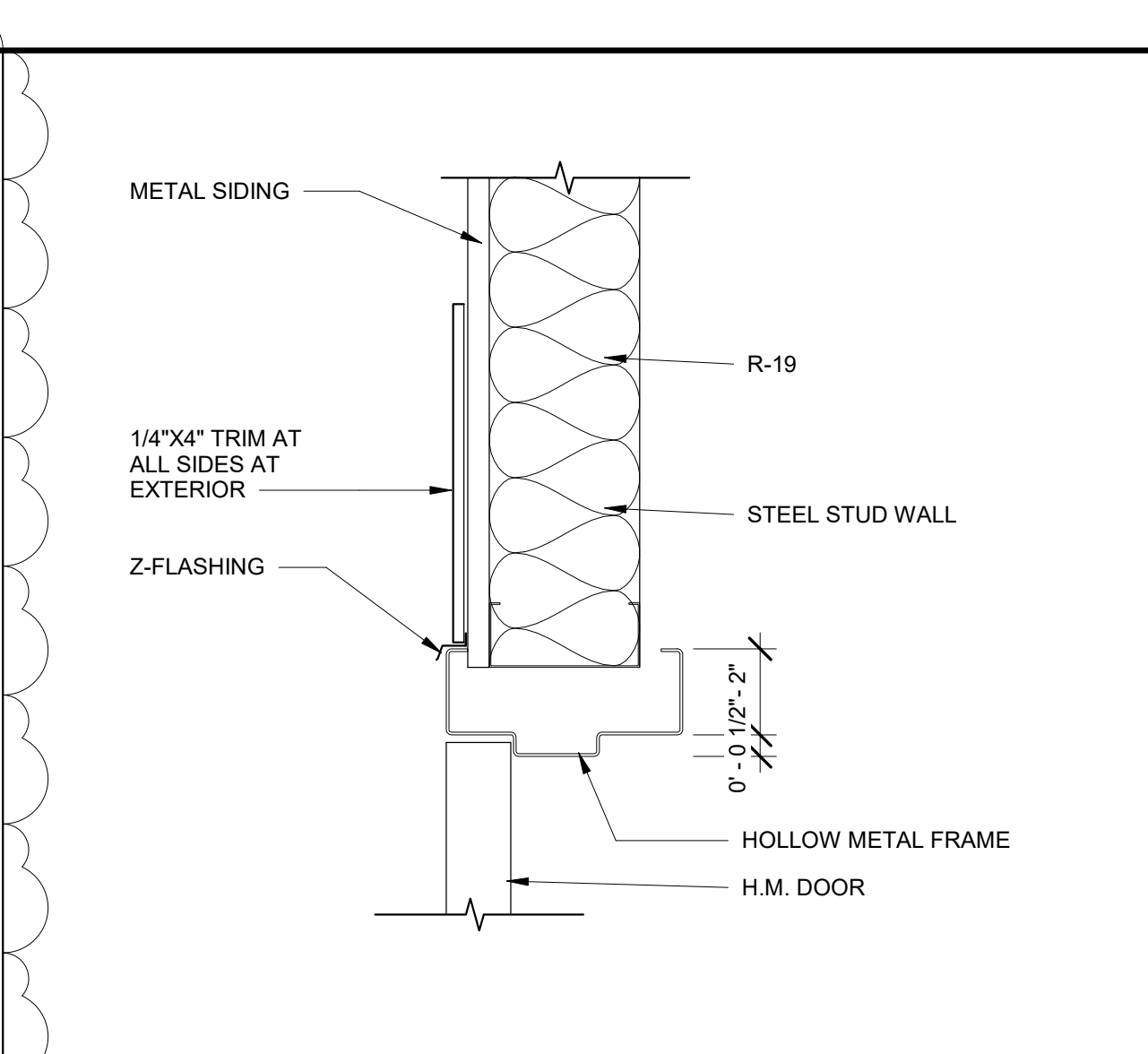
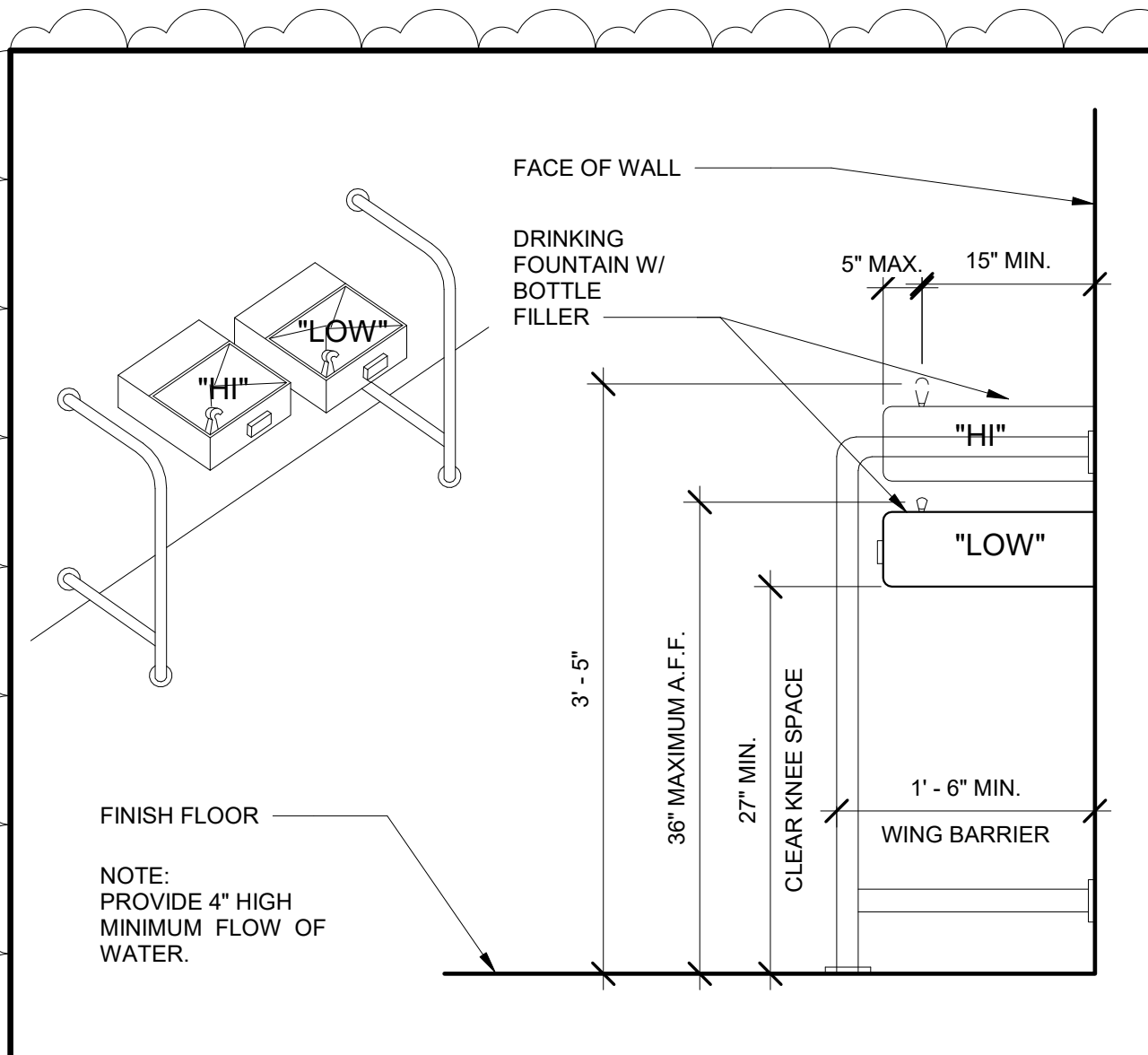
BOA Architecture
Government Services
1511 Cota Ave. Long Beach, CA 90813 Tel. 562-912-7900
PREPARED UNDER THE SUPERVISION OF:
EDWARD LOK NG C-16840 3-18-2024
ARCHITECT NO. DATE

REVISIONS		
NO.	REVISION	DATE BY

PLANS APPROVED BY:
SAN BERNARDINO COUNTY - PUBLIC WORKS SPECIAL DISTRICTS
3-18-2024
ASSISTANT DIRECTOR DATE
APPROVALS
PROJECT MANAGER INITIAL DATE
OPS, DIVISION MANAGER
PM, DIVISION MANAGER

IMPROVEMENT PLANS
WONDER VALLEY COMMUNITY CENTER
SITE IMPROVEMENTS
ACCESSIBLE DETAILS

DWG. NO.
FILE NO.
SHEET **13** OF **14**



DRINKING FOUNTAIN

13

DOOR HEAD - METAL

10

CONCRETE SLAB EDGE

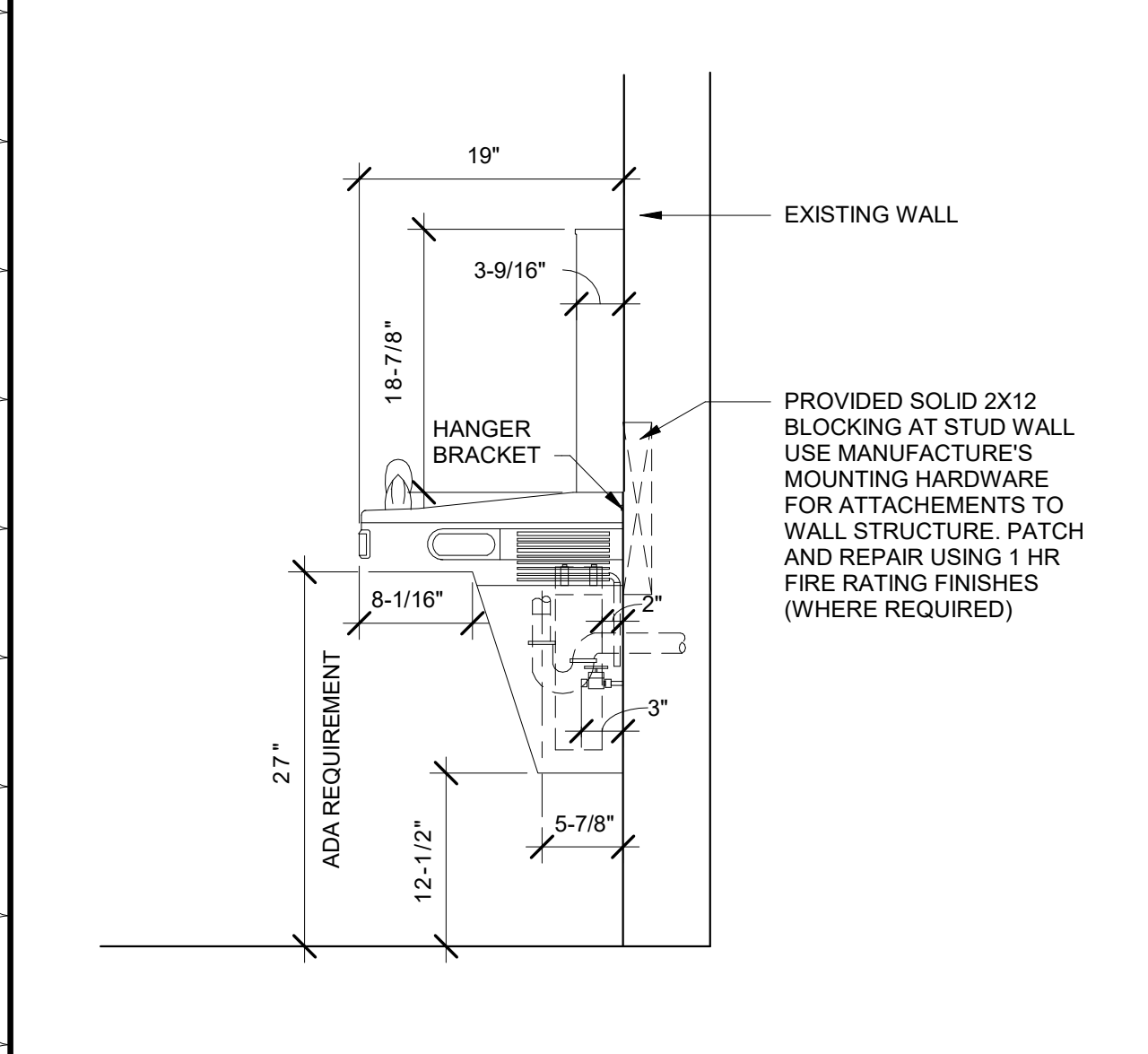
7

VINYL DETAIL

4

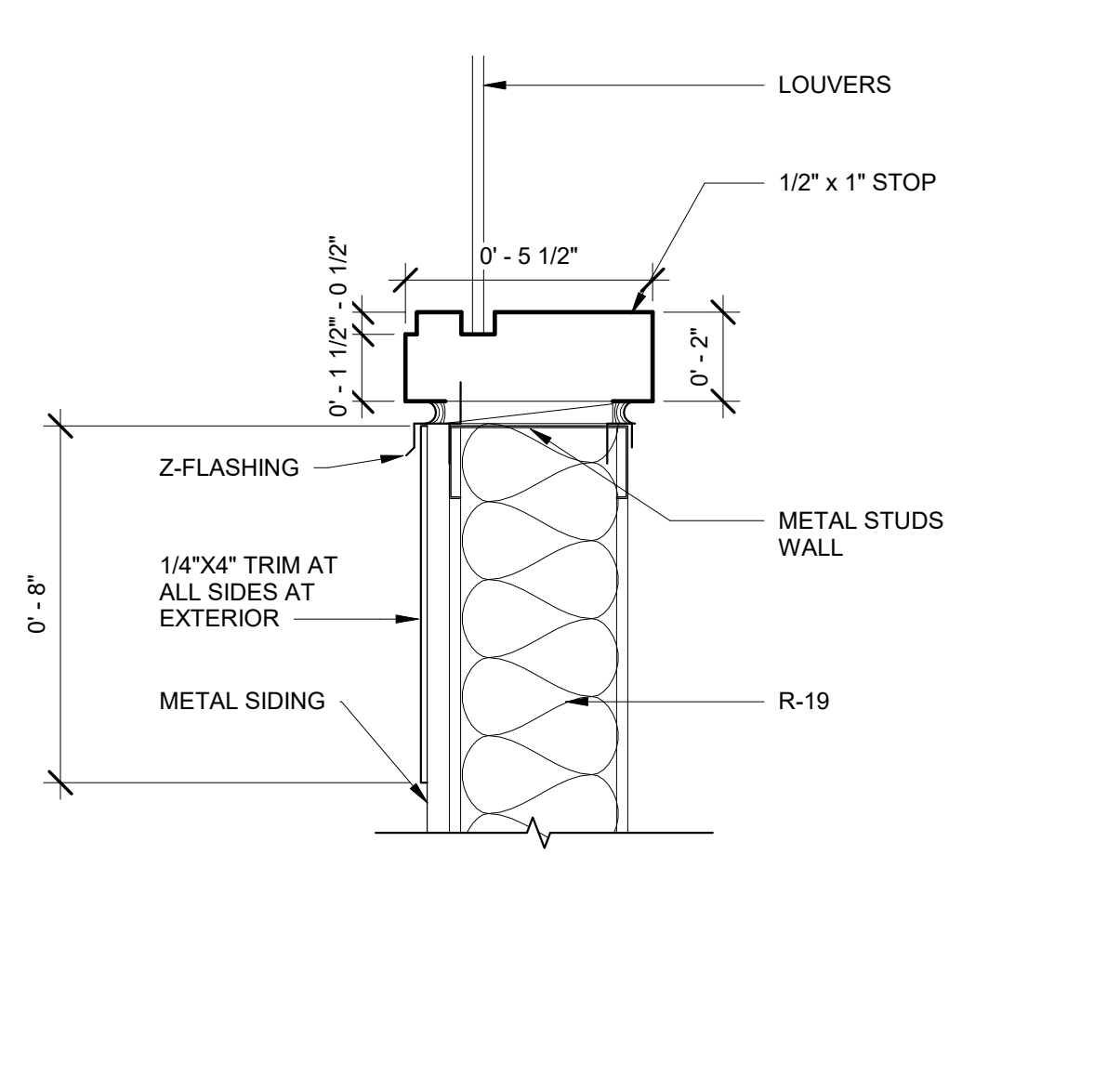
HEAD (JAMB SIM). DTL.

1



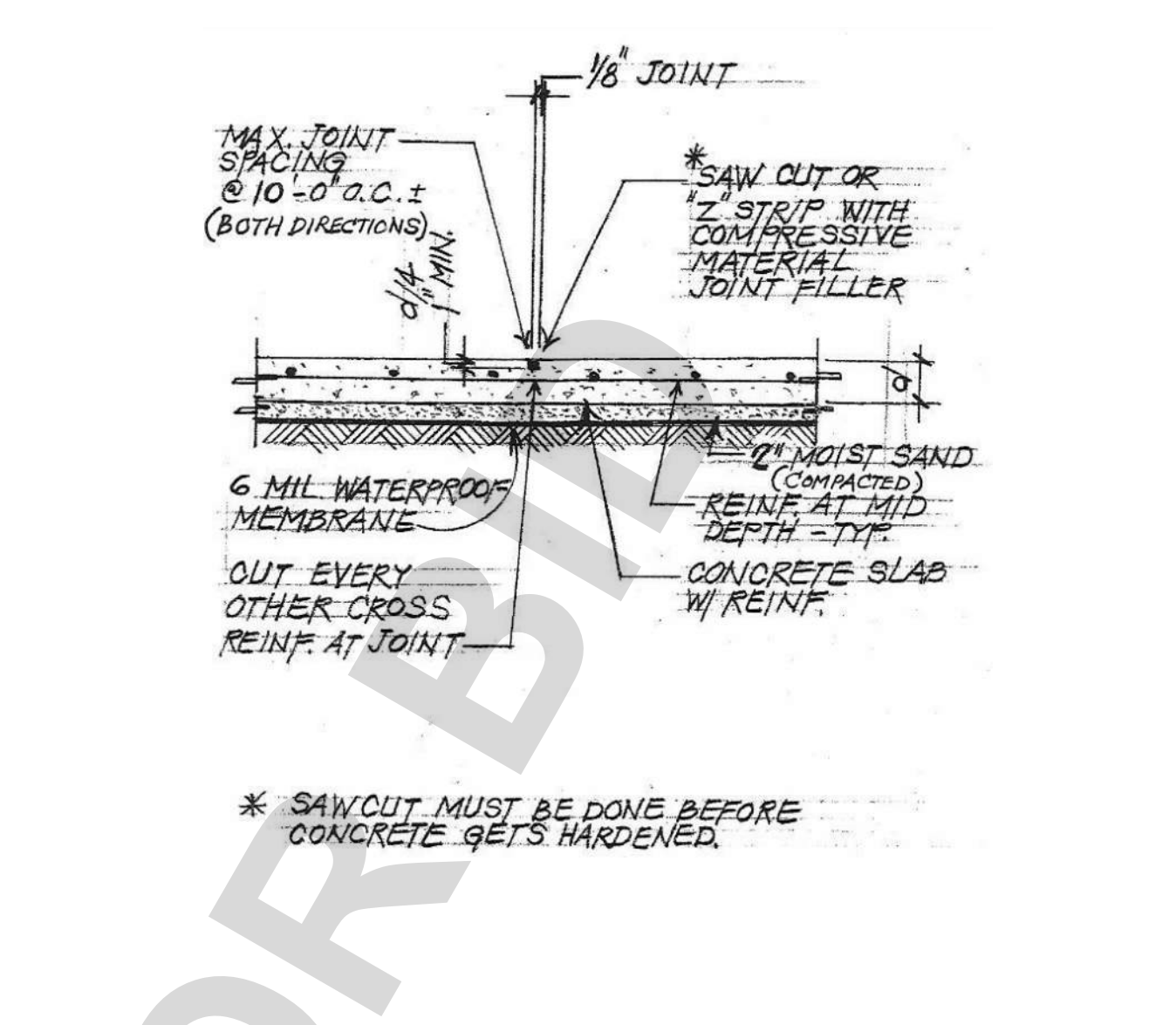
FOUNTAIN ATTACHMENT

14



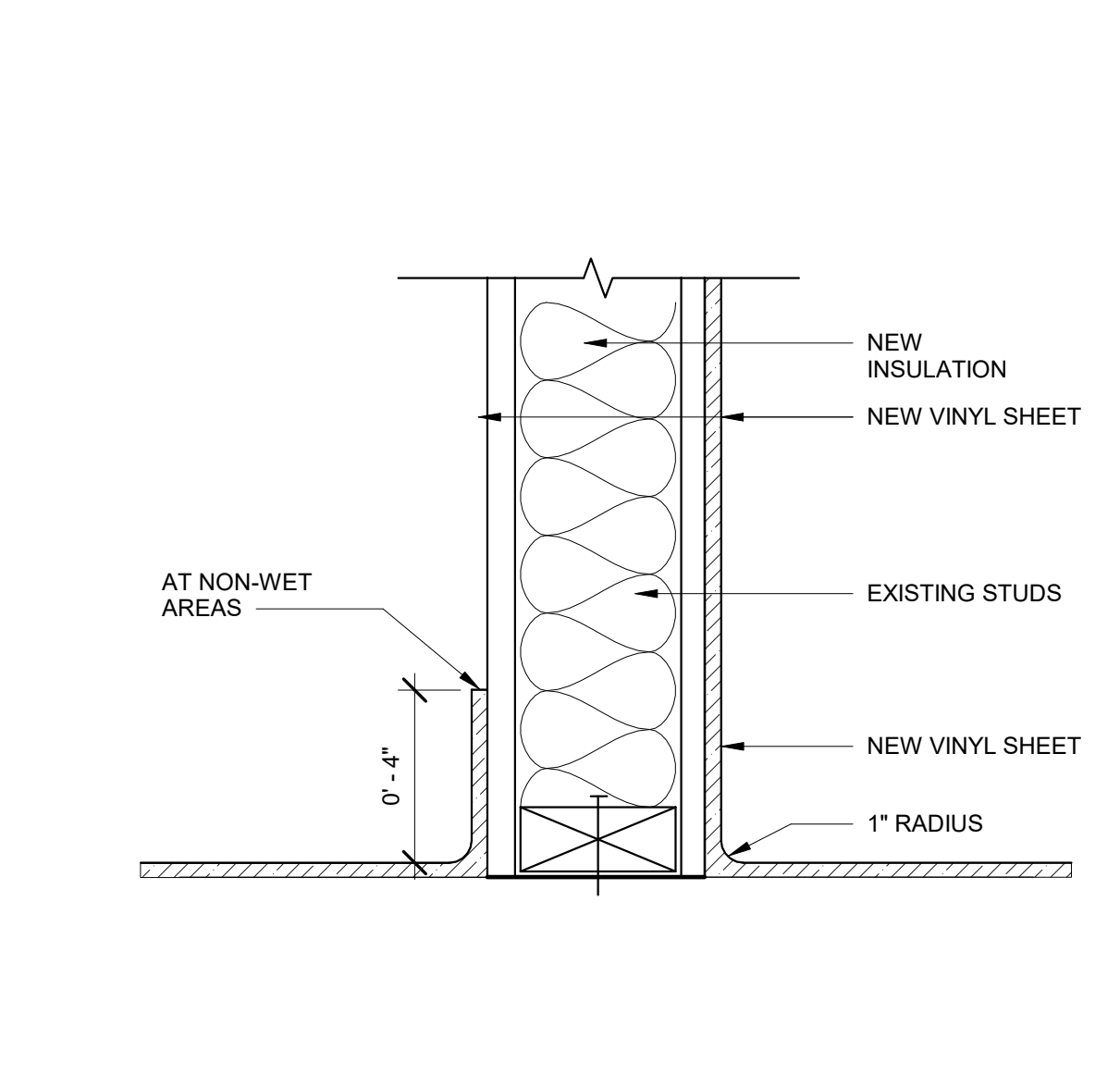
JAMB/SILL & HEAD - METAL

11



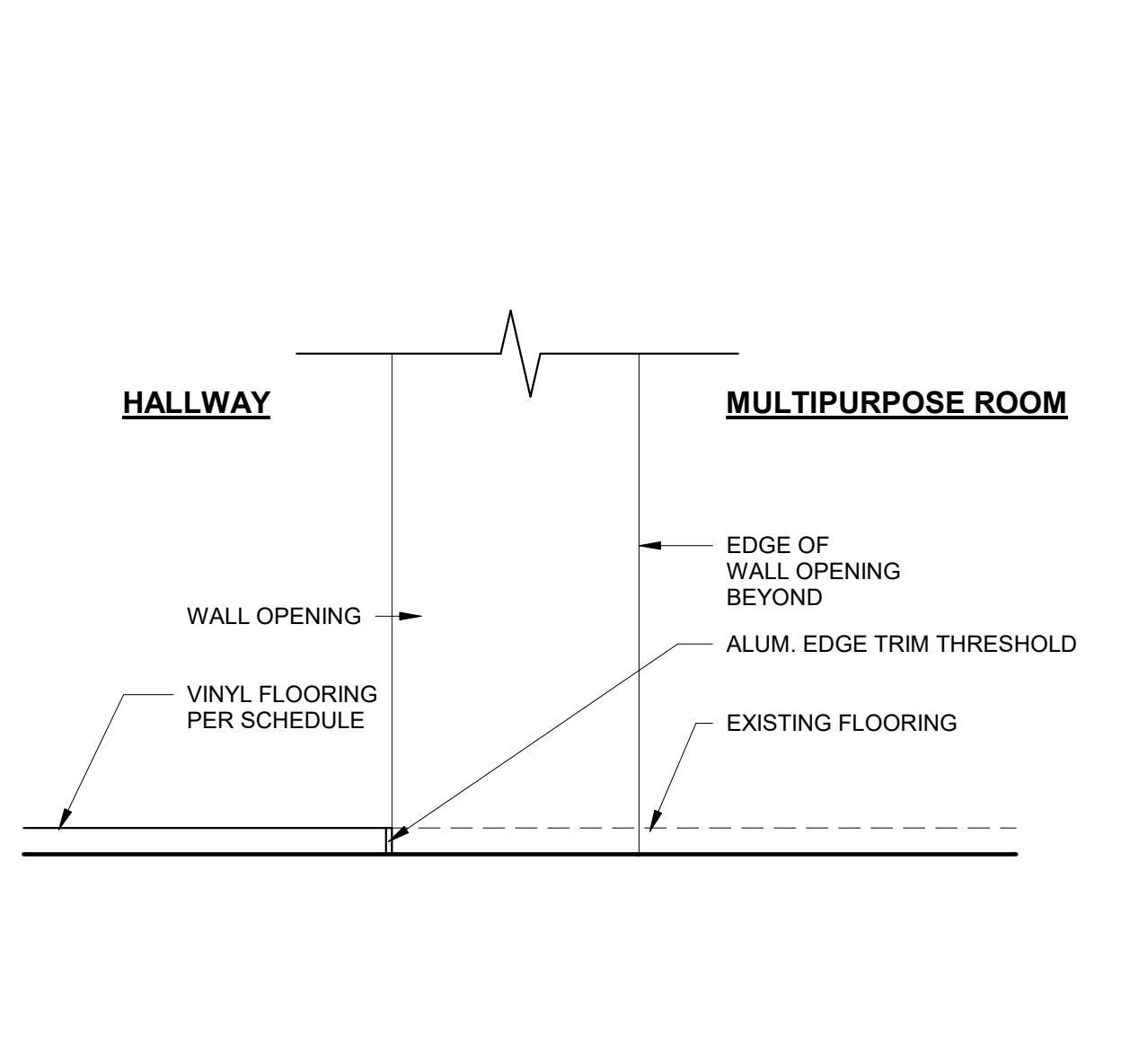
CONCRETE SLAB1

8



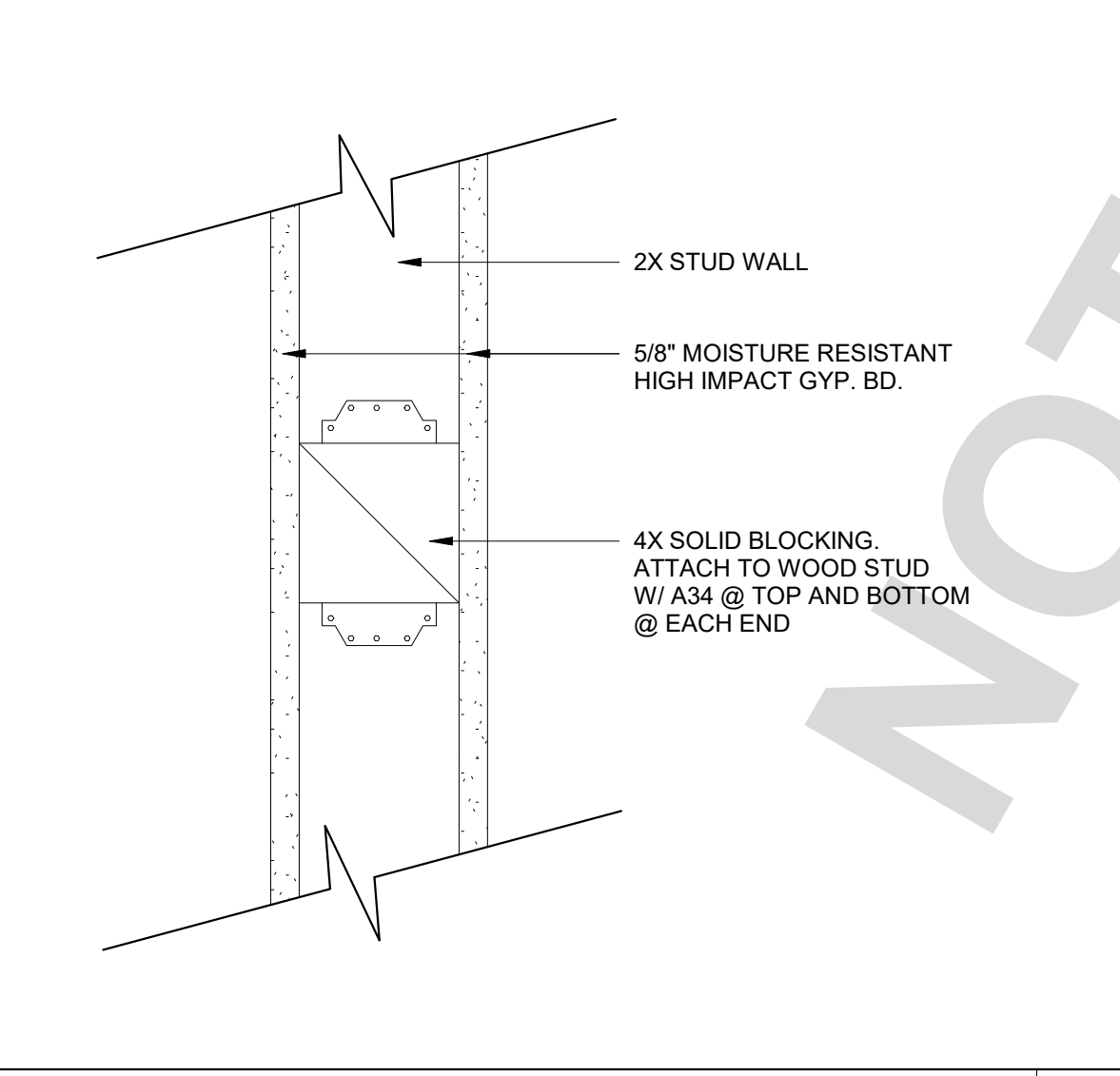
VINYL COVE BASE

5



THRESHOLD DETAIL

2



BLOCKING AT WALL

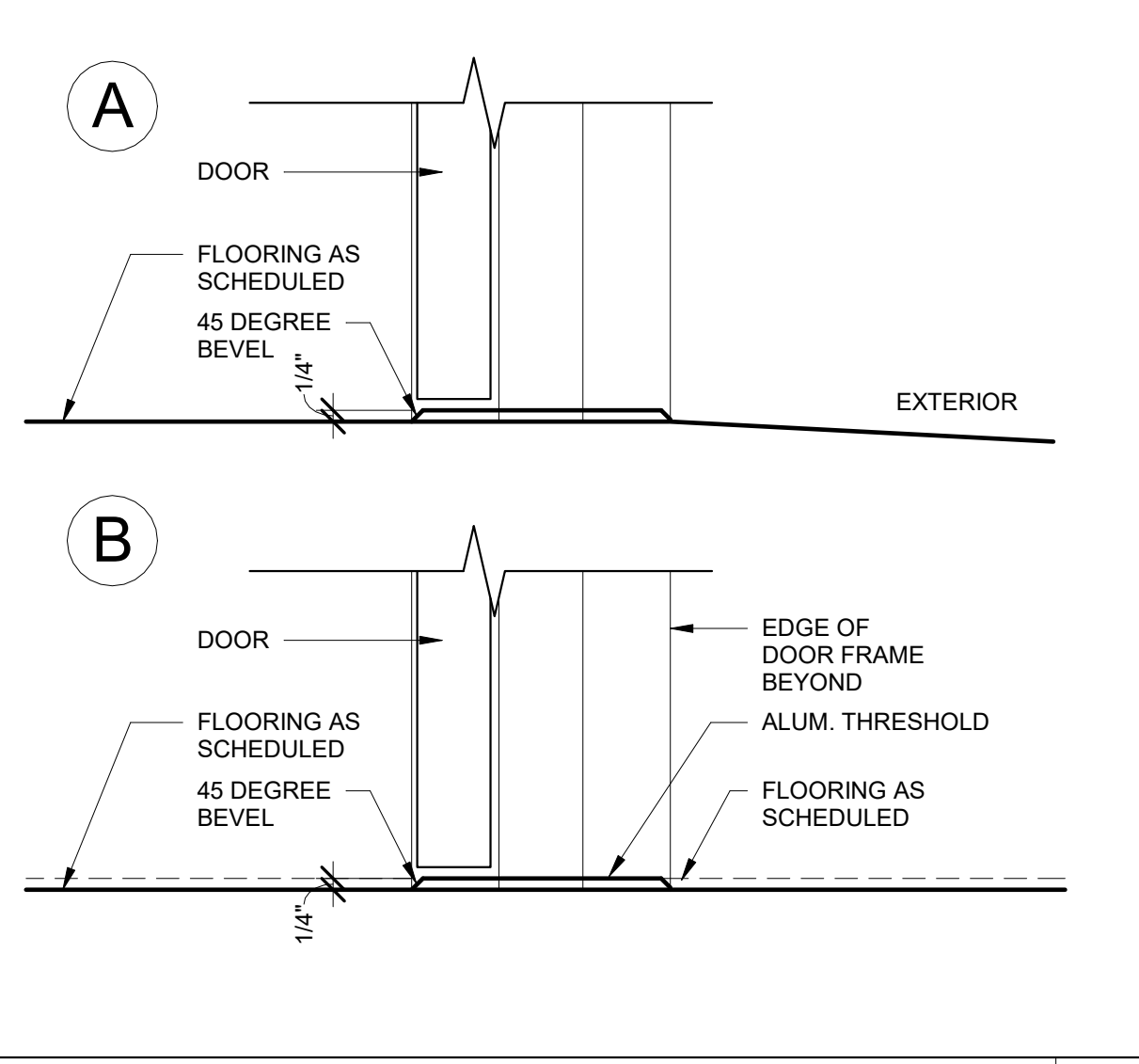
12

CONCRETE NOTES

1. CONCRETE SHALL BE 3,000 PSI AT 28 DAYS, UNLESS NOTED OTHERWISE.
2. CONCRETE: 1 PART CEMENT, 2 1/2 PARTS SAND, AND 3 1/2 PARTS 3/4" DIA. ROCK. TOTAL WATER SHALL NOT EXCEED 7 GALLONS PER SACK OF CEMENT.
3. GROUT: 1 PART CEMENT, 3 PARTS SAND, 2 PARTS 3/8" DIA. MAXIMUM PEA GRAVEL OR APPROVED EQUAL.
4. CEMENT SHALL BE TYPE V PORTLAND "S" PER ASTM C-150.

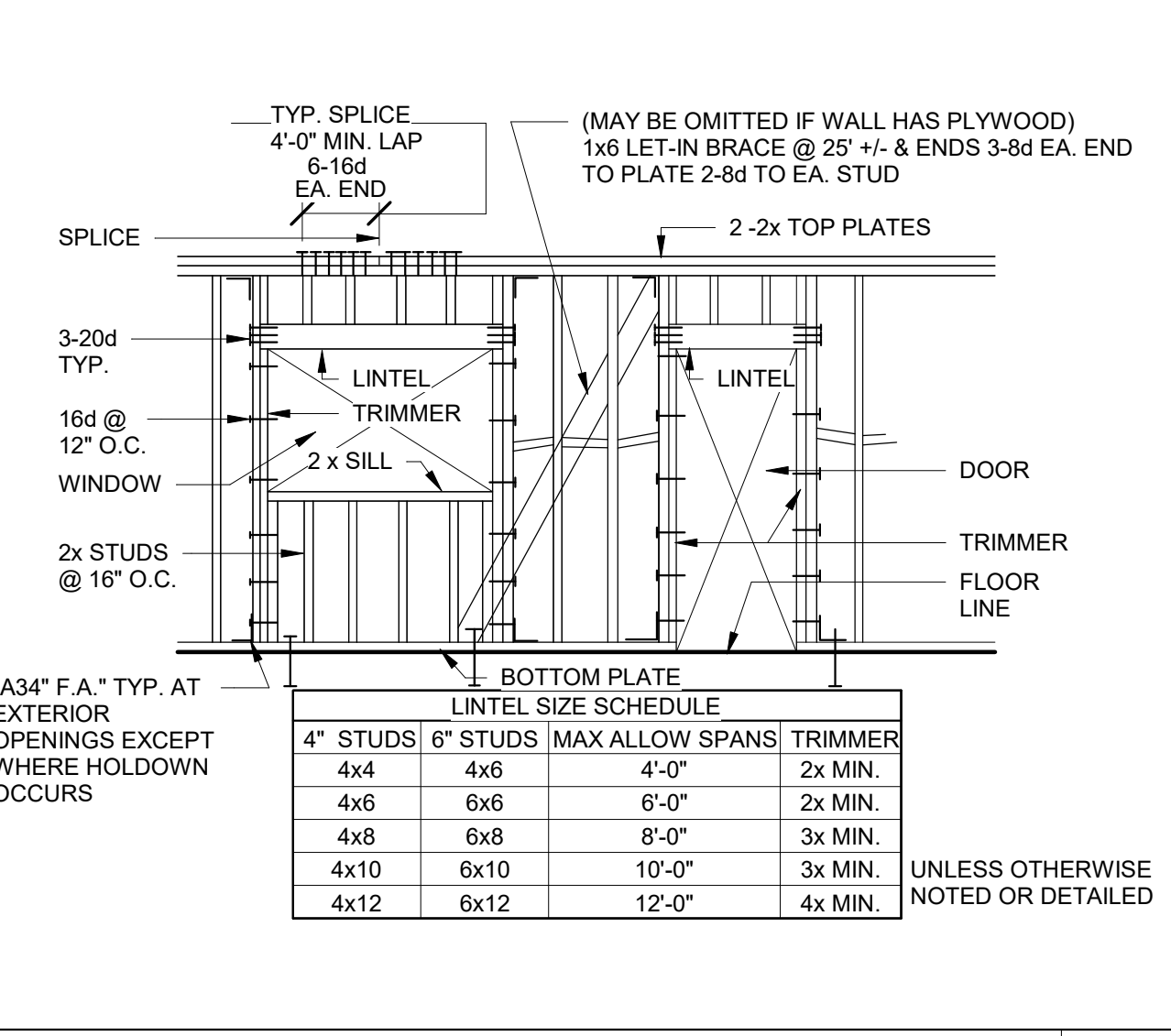
CONCRETE NOTES

9



THRESHOLD DETAIL - DOOR

6



FRAMING DETAIL

3

© Project Files\3064_SSD Wonder Valley Community Center\01-Drawings\01-Rev\3-CD\SSB SDC Wonder Valley Community Center - CD - CENTRAL.dwg

UNDERGROUND SERVICE ALERT

CALL: TOLL FREE 1-800-227-2600 OR 811

TWO WORKING DAYS BEFORE YOU DIG

BENCHMARK:

BASIS OF BEARING:

LICENSED ARCHITECT

Edward Lok Ng

C-16840 REN.11/30/25

STATE OF CALIFORNIA

BOA Architecture

Government Services

1511 Cota Ave. Long Beach, CA 90813 Tel. 562-912-7900

PREPARED UNDER THE SUPERVISION OF:

EDWARD LOK NG C-16840 3-18-2024

ARCHITECT NO. DATE

REVISIONS			
NO.	REVISION	DATE	BY
1	BID SET	3/18/24	

PLANS APPROVED BY:

SAN BERNARDINO COUNTY - PUBLIC WORKS SPECIAL DISTRICTS

ASSISTANT DIRECTOR DATE 3-18-2024

APPROVALS

PROJECT MANAGER	INITIAL	DATE
OPS, DIVISION MANAGER		
PM, DIVISION MANAGER		

IMPROVEMENT PLANS

WONDER VALLEY COMMUNITY CENTER

SITE IMPROVEMENTS

DETAILS

DWG. NO.

FILE NO.

SHEET **14** OF **14**

- NOTES:**
- 1 PROVIDE CIRCUITING AND ASSOCIATED FUSED DISCONNECT TO (N) ROOFTOP EXHAUST FAN EF-1
 - 2 EXHAUST FAN EF-1 BY MECHANICAL CONTRACTOR; SECURE FAN TO ADAPTOR PLATE, ADAPTOR PLATE TO (E) CURB

PANEL A										VOLTAGE/PHASE: 240/120, 1Ø, 3Ø				FEED FROM: "MSA"				
LOCATION: JANITOR ROOM										BUS AMPS: 225A				1Ø KAIC				
MOUNTING: SURFACE										MAIN BREAKER: MLO								
LOADS	SEE NOTE	OUTLETS			VOLT AMPS		BKR/POLE	A-B	BKR/POLE	CKT	VOLT AMPS		OUTLETS			SEE NOTE	LOADS	
		MISC	REC	LTG	A	B					A	B	MISC	REC	LTG			
RECEPTACLES	E				1260		5A	20/1	* -	20/1	6A	1367				E HOOD		
LIGHTS	E				1200		5B	20/1	* -	20/1	6B	1504				E LIGHTS		
WC / FAU / HTR	E						7A	20/1	* -	20/1	8A	404				E LIGHTS		
REFRIGERATOR	E						7B	20/1	* -	20/1	8B	1200				E COOLER KIT		
RECEPTACLES	E				540		9A	20/1	* -	20	10	720				E RECEPTACLES		
RECEPTACLES	E				1260		9B	20/1	* -	1								
OUTSIDE RV RECPT	E						11	50	* -	15/1	12A	1050				E COOLER		
										15/1	12B	1050				E COOLER		
					2000		13		* -	15/1	14A	1050				E COOLER		
										15/1	14B	1050				E COOLER		
AIR CURTAIN	E						15	20/1	* -	50	16	3120				E AC		
CEILING FANS	E				528		17	15/1	* -	2	18	3120						
RR LTS, EF-2,3							19	20/1	* -		20					SPACE		
KITCHEN LTS					150		21	20/1	* -		22					SPACE		
EF-1					373		23	20/1	* -		24					SPACE		
					6938		5557					8811				6824		
LOAD										LM	LCL	TOTAL VA						
PHASE A:										15749	+	0	=	15749				
PHASE B:										12381	+	0	=	12381				
PANEL TOTAL:										+	LCL	+	LM	=	Ø240V 1Ø	AMPS		
										28130					117.2			

* PROVIDE (N) 20A / 1P BREAKERS FOR (N) LIGHTING FIXTURE, EXHAUST FAN CIRCUITS



NOT FOR BID



PANEL SCHEDULE

(N) EXHAUST FAN EF-1 BY MECHANICAL CONTRACTOR; SECURE EF TO ADAPTOR PLATE, ADAPTOR PLATE TO (E) ROOF CURB

MAINTAIN (E) ROOF CURB, DUCTWORK DOWN THROUGH ROOF TO (E) KITCHEN HOOD



R O O F P L A N

SCALE: 1/4"=1'-0"

(E) EF-A

NO SCALE 1

UNDERGROUND SERVICE ALERT

Call: TOLL FREE
1-800-227-2600
OR
811

TWO WORKING DAYS BEFORE YOU DIG

SAN BERNARDINO COUNTY

SAN BERNARDINO COUNTY
DEPARTMENT OF PUBLIC WORKS
SPECIAL DISTRICTS
222 WEST HOSPITALITY LANE, 2ND FLOOR
SAN BERNARDINO, CA 92415-0450
(SITE CONTACT - FRANK HAGGARD, 760-366-8415)
(EMAIL - FHAGGARD@SDD.SBCOUNTY.GOV)

ENGINEERING-DESIGN-ANALYSIS
INCORPORATED

10061 TALBERT AVENUE, SUITE 300
FOUNTAIN VALLEY, CA 92708
714-913-8393 (P)
866-425-4336 (F)
EDAINCORPORATED@AOL.COM

PREPARED UNDER THE SUPERVISION OF:

KEVIN M. FRIEDMAN M-27267 6/30/2025
PROFESSIONAL ENGINEER R.C.E. No. DATE

REVISIONS					
MARK	DATE	INITIAL	DESCRIPTION	APPR	DATE

PLANS APPROVED BY:

**SAN BERNARDINO COUNTY - PUBLIC WORKS
SPECIAL DISTRICTS**

ASSISTANT DIRECTOR DATE

APPROVALS

PROJECT MANAGER	INITIAL	DATE
OPS. DIVISION MANAGER		
PM. DIVISION MANAGER		

WONDER VALLEY RE-MODEL

80526 1/2 AMBOY ROAD
WONDER VALLEY, CA 92277
Alfonso.Fausto@SDD.SBCounty.gov
Phone: 909-386-8827 Cell: (909)771-1702

DWG NO.
30.30.0149

SHEET NO.
E-2.2

SHEET 5 OF 6

UTILITY SCHEDULE

*WATER (FLUSH VALVE)	FIXTURE UNITS	GPM	FUTURE F.U.	TOTAL F.U.	TOTAL GPM	METER SIZE	STREET PRESSURE PSI	PRV SETTING PSI	WATER HARDNESS	WATER SIZING PSI/100'
	30	20	-	30	20	-	-	-	-	-
*SEWER/STORM DRAIN	FIXTURE UNITS	BUILDING SEWER		LATERAL OR WYE	STREET SEWER	DESIGN SLOPE				
	8/24	4"/4"		-	-	1/4"/FT SLOPE UNLESS OTHERWISE NOTED				
GAS CFH	HOUSE PRESSURE	MAX LENGTH OF RUN	SPACE HEATING	WATER HEATING	DRYERS	TOTAL CFH				
	-	-	-	-	-	-				

* NO INCREASE IN CONNECTED LOAD TO WATER AND SEWER SERVICES FOR REMODEL OF SUBJECT SPACES; NO WATER CALCULATION PROVIDED HEREIN

FIXTURE SCHEDULE

MARK	SERVICE	CW	HW	W	V	REMARKS
AP-A	ACCESS PANEL	-	-	-	-	EXISTING; IDENTIFIED HEREIN FOR REFERENCE ONLY
DB-A	DISTRIBUTION BOX	-	-	-	-	DISTRIBUTOR BOX WITH KNOCK-OUT FOR HARDWARE FOR EVACUATION
HB-A	HOSE BIB	1/2"	-	-	-	EXISTING; IDENTIFIED HEREIN FOR REFERENCE ONLY
MS-A	MOP SINK	3/4"	3/4"	2"	1-1/2"	EXISTING; IDENTIFIED HEREIN FOR REFERENCE ONLY
SPT-A	SEPTIC TANK	-	-	6"/2"/6"	6"	EXISTING; IDENTIFIED HEREIN FOR REFERENCE ONLY
TP-A	TRAP PRIMER	1/2"	-	-	-	EXISTING; IDENTIFIED HEREIN FOR REFERENCE ONLY
1CS-1	1 - COMPARTMENT SINK	1/2"	1/2"	2"	2"	ADVANCE TABCO FE SERIES - FABRICATED 1 COMPARTMENT SINKS, STAINLESS STEEL, 12" DEEP, 9" BACKSPASH; ADVANCE TABCO FAUCET MODEL K-101 8" SWING SPOUT
3CS-1	3 - COMPARTMENT SINK	1/2"	1/2"	2"	2"	ELKAY DEPENDABIL STAINLESS STEEL 16 AUGE THREE COMPARTMENT SINK W/ 18" LEFT AND RIGHT DRAINBOARDS AND STAINLESS STEEL LEGS MODEL 14-3C16X20-2-18X
ET-1	EXPANSION TANK	-	-	-	-	ZURN XT-8 WATER THERMAL EXPANSION TANK
FS-1	FLOOR SINK	-	-	2"	1-1/2"	LIGHT COMMERCIAL FD2375 12X12 A.R.E. FLOOR SINK 6 SUMP DEPTH, CAST IRON BODY WITH WHITE ACID-RESISTING PORCELAIN ENAMEL INTERIOR COATING, ABS ANTI-SPLASH DOME STRAINER
GI-1	GREASE INTERCEPTOR	-	-	4"	3"	JENSEN PRECAST MODEL JP750G GREASE INTERCEPTOR, 750 GALLONS, EXTENSIONS, NO HUB PIPE ADAPTORS, FLOW CONTROL; SIZED FOR 11 FU'S CONNECTED
HS-1	HAND SINK	1/2"	1/2"	2"	2"	ELKAY SSP SUPER ECONOMY SERIES HAND SINK 17" WALL MOUNTED SEHS-17X 20 GAUGE, 300 SERIES STAINLESS STEEL; 6" BACKSPASH WITH 2" RETURN, GOOSENECK FAUCET, 1-1/2" DRAIN OPENING, STRAINER AND FAUCET INCLUDED
L-1	HANDICAP LAVATORY	1/2"	1/2"	2"	1-1/2"	AMERICAN STANDARD DECLYN WALL-HUNG LAVATORY VITREOUS CHINA
RO-1	REVERSE OSMOSIS SYSTEM	-	-	-	-	PURE AQUA TW-1.5K-140; 1,000 GPD, 220V/1/6/60HZ, MAX. 1,400 PPM FEED WATER TDS, WITH POWDER COATED CARBON STEEL FRAME; (1) FRP PRESSURE VESSELS, (1) 4" TFC SPIRAL WOUND MEMBRANE, CHEMICAL DOSING SYSTEMS CDS-36-0-15
SB-1	SAMPLE BOX	-	-	4"	-	JENSEN PRECAST SAMPLE BOX MODEL 2432-Z WITH NO-HUB PIPE ADAPTORS, EXTENSIONS, GASKETED COVER
UR-1	URINAL	3/4"	-	2"	1-1/2"	PROFLO PF181SPT HIGH EFFICIENCY URINAL WASHOUT REAR OUTLET VITREOUS CHINA, 0.125 GPF, 3/4" TOP INLET SUD, 2" NPT INSIDE THREAD OUTLET
WC-1	WATER CLOSET	1-1/4"	-	3"	2"	PROFLO PF9401/PF9412 SERIES HIGH EFFICIENCY TOILET VITREOUS CHINA, 1.28 GPF
WH-1	WATER HEATER	-	-	3/4"	3/4"	RHEEM 50 GALLON WATER HEATER

- ### SCOPE OF WORK
1. MAINTAIN BUILDING DRAIN TO (AND INCLUDING) (E) SEPTIC SERVICE ON SITE; PROVIDE SEPTIC PLUMBING SERVICE FOR RE-VITALIZED SERVICE UPON PROJECT ACCEPTANCE BY OWNER
 2. MAINTAIN WATER (CW) SERVICE ONTO SITE AND TO ISOLATION VALVE; PROVIDE (N) CW SERVICE FROM (AND INCLUDING) ISOLATION VALVE TO POINTS OF USE
 3. PROVIDE WASTE AND VENT (W AND V) SERVICES FROM POINTS OF CONNECTION TO STUBS INTO SPACE TO EXISTING RESTROOMS, AND KITCHEN AREA
 4. MAINTAIN CW AND DHW SERVICES TO EXISTING RESTROOMS, AND KITCHEN AREA
 5. PROVIDE GREASE INTERCEPTOR WITH SAMPLING BOX
 6. MAINTAIN WATER HEATER
 7. MAINTAIN RESTROOM
 8. PROVIDE NEW KITCHEN FIXTURES
 9. KITCHEN APPLIANCES BY OWNER

SHEET INDEX

SHEET	SHEET TITLE
P-1.0	LEGEND, SCOPE OF WORK, SHEET INDEX, SCHEDULE
P-1.1	PROJECT NOTES
P-2.0	SITE PLAN
P-2.1	ENLARGED FLOOR PLAN
P-2.2	RO SYSTEM, SANITARY SEWER / BUILDING DRAIN / SEPTIC SCHEMATICS
P-3.0	ISOMETRICS
P-4.0	DETAILS

- ### UTILITY CONTACT INFORMATION
1. STATIC WATER PRESSURE INFORMATION: N/A
 2. PUBLIC WORKS DEPARTMENT (ENGINEERING): N/A
 3. GAS SERVICE INFORMATION: N/A

CONTRACTOR SHALL VERIFY AVAILABILITY OF ALL UTILITIES PRIOR TO INITIATION OF CONSTRUCTION

REFIT OF PLUMBING SERVICES RESULTS IN NO NET INCREASE IN CONNECTED FIXTURE UNITS FOR WASTE AND COLD WATER SERVICES


LEGEND

SYMBOL	DESCRIPTION
	FLOOR SINK
	FLOOR DRAIN
	CLEANOUT TO GRADE
	FLOOR CLEANOUT
	WALL CLEANOUT
	PRESSURE REDUCING VALVE / GAS REGULATOR
	SHUT-OFF VALVE
	GAS SHUT-OFF VALVE
	SHUT-OFF VALVE (RISER VIEW)
	CHECK VALVE
	TEMPERATURE AND PRESSURE RELIEF VALVE
	PLUG VALVE
	THERMOMETER
	PRESSURE GAUGE
	UNION
	POINT OF CONNECTION
	POINT OF DISCONNECTION
	EXISTING SERVICE (LIGHT) / EXISTING HARDWARE (NOT FILLED)
	NEW SERVICE (DARK) / NEW HARDWARE (FILLED)
	WASTE BELOW GRADE FLOOR
	WASTE ABOVE GRADE FLOOR
	DOMESTIC COLD WATER
	DOMESTIC HOT WATER
	DOMESTIC HOT WATER RETURN
	GAS PIPING
	DRAIN
	CONDENSATE
ABBREVIATIONS	
(E)	EXISTING
(N)	NEW
(R)	RELOCATED
AFF	ABOVE FINISHED FLOOR
AFG	ABOVE FINISHED GRADE
BFP	BACKFLOW PREVENTER
CW	COLD WATER
DHW	DOMESTIC HOT WATER
DHW-R	DOMESTIC HOT WATER RETURN
DL	DEVELOPED LENGTH
DN	DOWN
FU	FIXTURE UNIT
G	GAS
GPM	GALLONS PER MINUTE
GR	GAS REGULATOR
MPG	MEDIUM PRESSURE GAS
PRV	PRESSURE REDUCING VALVE
PSI	POUNDS PER SQUARE INCH
ST	STORAGE TANK
V	VENT
VTR	VENT THROUGH ROOF
W	WASTE
WC	WATER CLOSET
SS	SANITARY SEWER
WH	WATER HEATER

UNDERGROUND SERVICE ALERT

 Call: TOLL FREE
 1-800-227-2600
 OR
 811
 TWO WORKING DAYS BEFORE YOU DIG

SAN BERNARDINO COUNTY
 DEPARTMENT OF PUBLIC WORKS
 SPECIAL DISTRICTS
 222 WEST HOSPITALITY LANE, 2ND FLOOR
 SAN BERNARDINO, CA 92415-0450
 (SITE CONTACT - FRANK HAGGARD, 760-366-8415)
 (EMAIL - FHAGGARD@SDD.SBCOUNTY.GOV))



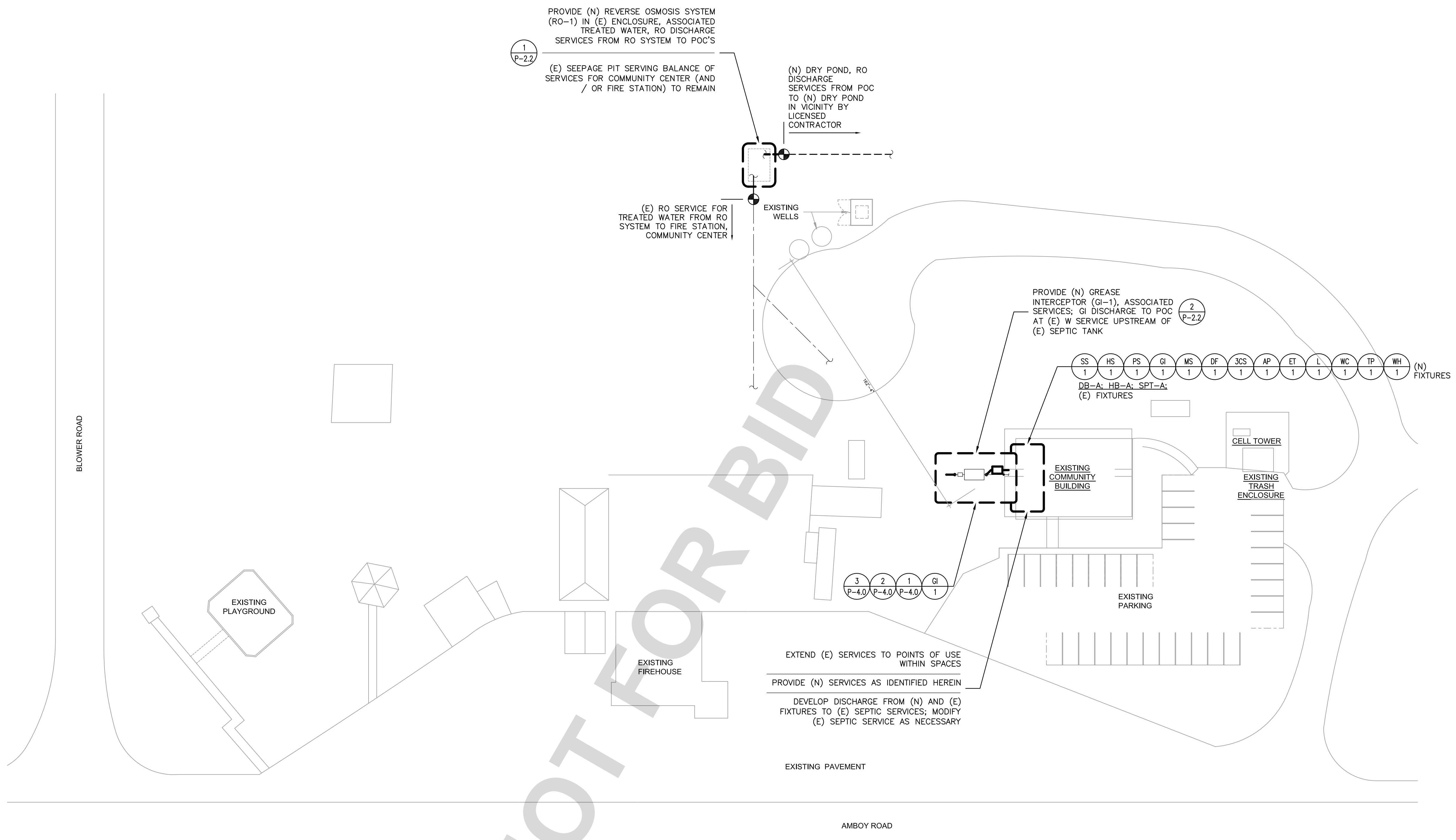
ENGINEERING-DESIGN-ANALYSIS
 INCORPORATED
 10061 TALBERT AVENUE, SUITE 300
 FOUNTAIN VALLEY, CA 92708
 714-913-8393 (P)
 866-425-4358 (F)
 EDAN@CORPORATED@AOL.COM
 PREPARED UNDER THE SUPERVISION OF:
 KEVIN M. FRIEDMAN M-27267 6/30/2025
 PROFESSIONAL ENGINEER R.C.E. No. DATE

REVISIONS					
NO.	DATE	INITIAL	DESCRIPTION	APPR.	DATE

PLANS APPROVED BY:
SAN BERNARDINO COUNTY - PUBLIC WORKS SPECIAL DISTRICTS
 ASSISTANT DIRECTOR DATE
 APPROVALS
 PROJECT MANAGER INITIAL DATE
 OPS. DIVISION MANAGER
 PM. DIVISION MANAGER

WONDER VALLEY RE-MODEL
 80526 1/2 AMBOY ROAD
 WONDER VALLEY, CA 92277
 Alfonso.Fausto@SDD.SBCounty.gov
 Phone: 909-386-8827 Cell: (909)771-1702

DWG NO.
 30.30.0149
 SHEET NO.
 P-1.0
 SHEET 1 OF 7



NOT FOR BID


S I T E P L A N

UNDERGROUND SERVICE ALERT




Call: TOLL FREE
1-800-227-2600
OR
811

TWO WORKING DAYS BEFORE YOU DIG



SAN BERNARDINO COUNTY

SAN BERNARDINO COUNTY
DEPARTMENT OF PUBLIC WORKS
SPECIAL DISTRICTS
222 WEST HOSPITALITY LANE, 2ND FLOOR
SAN BERNARDINO, CA 92415-0450
(SITE CONTACT - FRANK HAGGARD, 760-366-8415)
(EMAIL - FHAGGARD@SDD.SBCOUNTY.GOV))



KEVIN M. FRIEDMAN
PROFESSIONAL ENGINEER
R.C.E. No. M-37267
DATE 6/30/2025

ENGINEERING-DESIGN-ANALYSIS
INCORPORATED

10061 TALBERT AVENUE, SUITE 300
FOUNTAIN VALLEY, CA 92708
714-913-8393 (P)
866-425-4336 (F)
EDAINCORPORATED@AOL.COM

PREPARED UNDER THE SUPERVISION OF:

KEVIN M. FRIEDMAN M-37267 6/30/2025
PROFESSIONAL ENGINEER R.C.E. No. DATE

REVISIONS					
MARK	DATE	INITIAL	DESCRIPTION	APPR	DATE

PLANS APPROVED BY:
**SAN BERNARDINO COUNTY - PUBLIC WORKS
SPECIAL DISTRICTS**

ASSISTANT DIRECTOR _____ DATE _____

APPROVALS

PROJECT MANAGER	INITIAL	DATE
OPS. DIVISION MANAGER		
PM. DIVISION MANAGER		

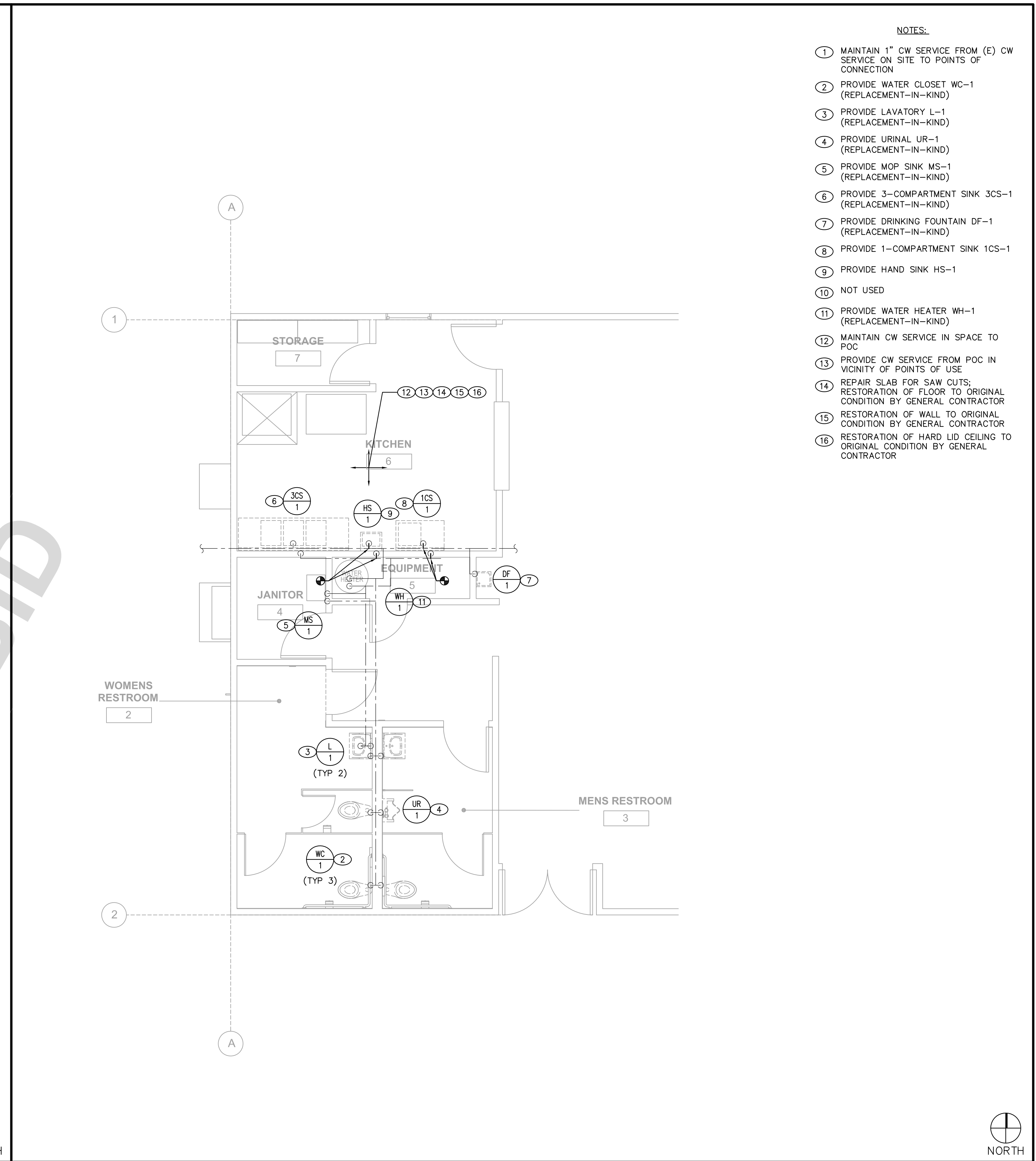
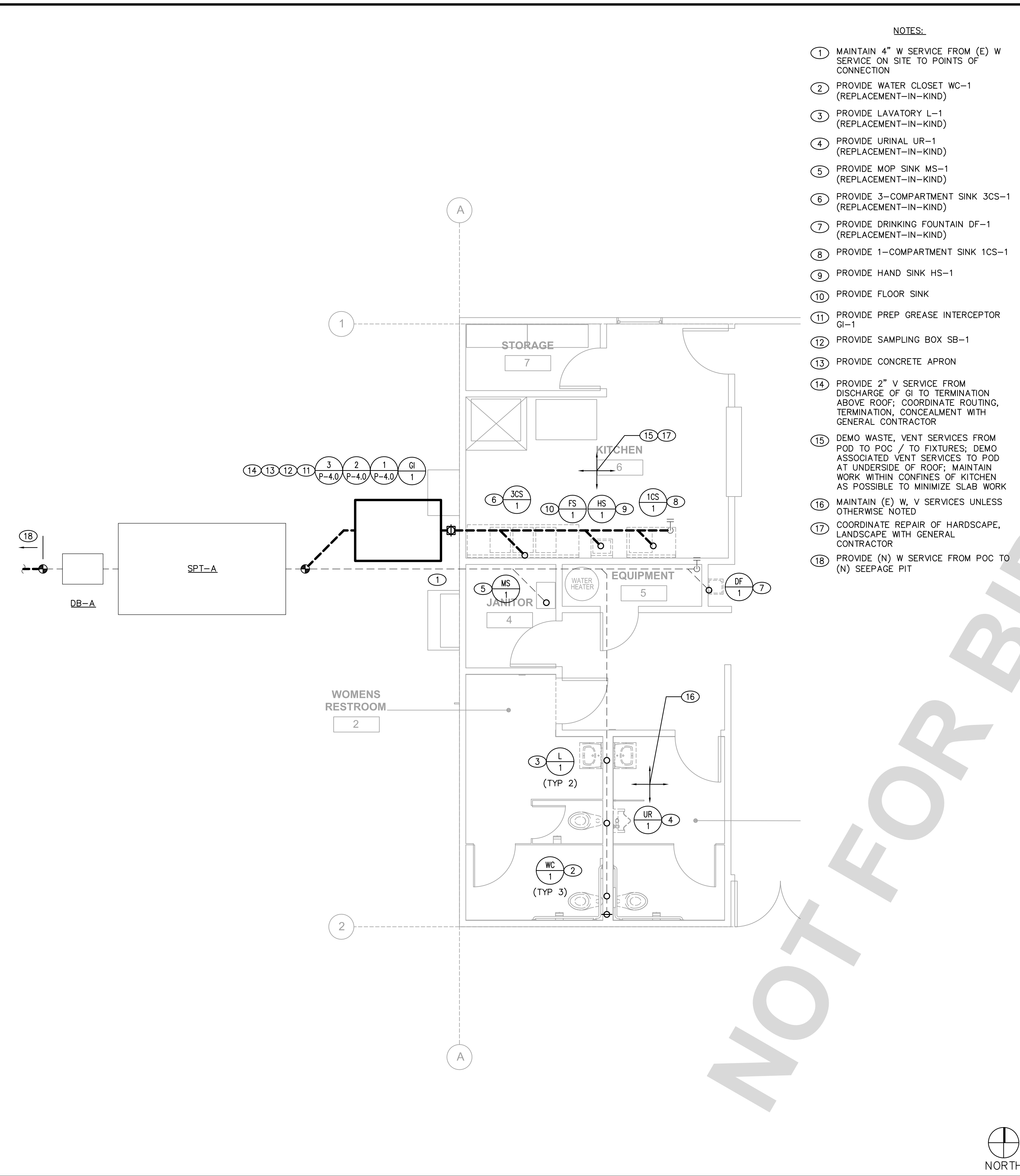
WONDER VALLEY RE-MODEL

80526 1/2 AMBOY ROAD
WONDER VALLEY, CA 92277
Alfonso.Fausto@SDD.SBCounty.gov
Phone: 909-386-8827 Cell: (909)771-1702

DWG NO.
30.30.0149

SHEET NO.
P-2.0

SHEET 3 OF 7



RENO ENLARGE FLOOR PLAN – WASTE & VENT

SCALE: 1/4"=1'-0"

RENO ENLARGE FLOOR PLAN – HOT & COLD WATER

SCALE: 1/4"=1'-0"

UNDERGROUND SERVICE ALERT

Call: TOLL FREE
1-800-227-2600
OR
811

TWO WORKING DAYS BEFORE YOU DIG

SAN BERNARDINO COUNTY

SAN BERNARDINO COUNTY
DEPARTMENT OF PUBLIC WORKS
SPECIAL DISTRICTS
222 WEST HOSPITALITY LANE, 2ND FLOOR
SAN BERNARDINO, CA 92415-0450
(SITE CONTACT - FRANK HAGGARD, 760-366-8415)
(EMAIL - FHAGGARD@SDD.SBCOUNTY.GOV)

ENGINEERING-DESIGN-ANALYSIS
INCORPORATED

10061 TALBERT AVENUE, SUITE 300
FOUNTAIN VALLEY, CA 92708
714-913-8393 (P)
866-423-4336 (F)
EDAINCORPORATED@AOL.COM

PREPARED UNDER THE SUPERVISION OF:

KEVIN M. FRIEDMAN M-27267 6/30/2025
PROFESSIONAL ENGINEER R.C.E. No. DATE

REVISIONS					
MARK	DATE	INITIAL	DESCRIPTION	APPR	DATE

PLANS APPROVED BY:
**SAN BERNARDINO COUNTY - PUBLIC WORKS
SPECIAL DISTRICTS**

ASSISTANT DIRECTOR DATE

APPROVALS

PROJECT MANAGER	INITIAL	DATE
OPS. DIVISION MANAGER		
PM. DIVISION MANAGER		

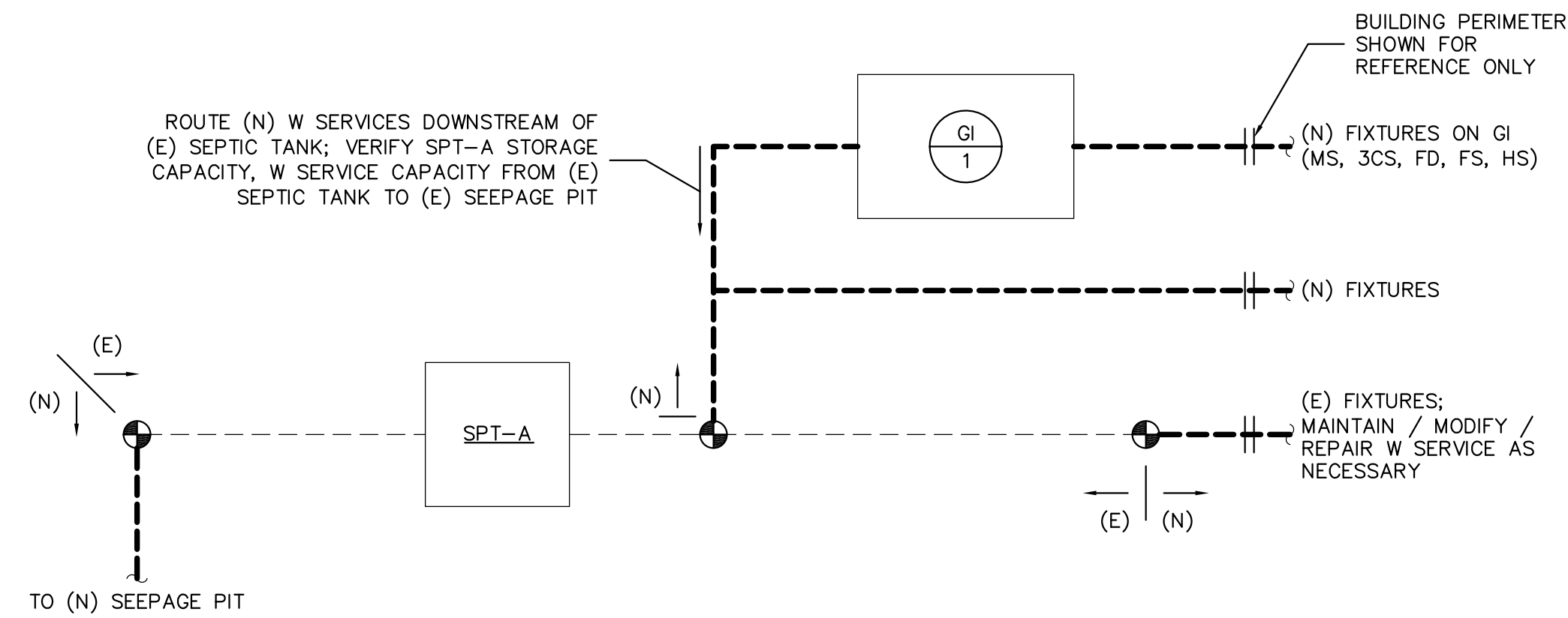
WONDER VALLEY RE-MODEL

80526 1/2 AMBOY ROAD
WONDER VALLEY, CA 92277
Alfonso.Fausto@SDD.SBCounty.gov
Phone: 909-386-8827 Cell: (909)771-1702

DWG NO.
30.30.0149

SHEET NO.
P-2.1

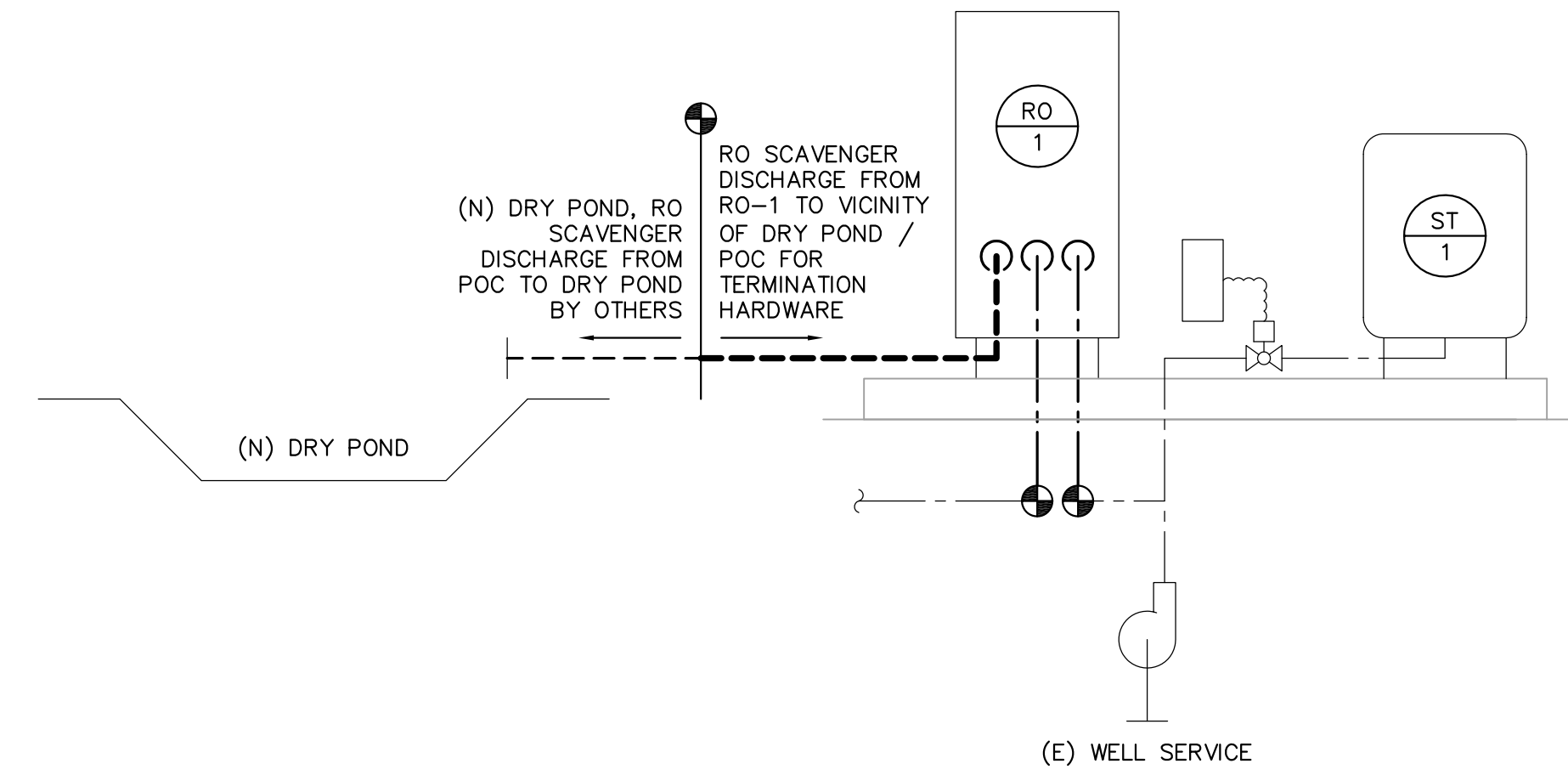
SHEET 4 OF 7



SANITARY SEWER / BUILDING DRAIN / SEPTIC SCHEMATIC

NO SCALE

2



RO SYSTEM SCHEMATIC

NO SCALE

1

NOT USED

NO SCALE


4

NOT USED

NO SCALE

3

UNDERGROUND SERVICE ALERT



TWO WORKING DAYS BEFORE YOU DIG

Call: TOLL FREE
1-800-227-2600
OR
811



SAN BERNARDINO COUNTY
DEPARTMENT OF PUBLIC WORKS
SPECIAL DISTRICTS
222 WEST HOSPITALITY LANE, 2ND FLOOR
SAN BERNARDINO, CA 92415-0450
(SITE CONTACT - FRANK HAGGARD, 760-366-8415)
(EMAIL - FHAGGARD@SDD.SBCOUNTY.GOV)



ENGINEERING-DESIGN-ANALYSIS
INCORPORATED
10061 TALBERT AVENUE, SUITE 300
FOUNTAIN VALLEY, CA 92708
714-913-8393 (P)
866-425-4338 (F)
EDANINCORPORATED@AOL.COM
PREPARED UNDER THE SUPERVISION OF:
KEVIN M. FRIEDMAN M-27267 6/30/2025
PROFESSIONAL ENGINEER R.C.E. No. DATE

REVISIONS					
MARK	DATE	INITIAL	DESCRIPTION	APPR	DATE

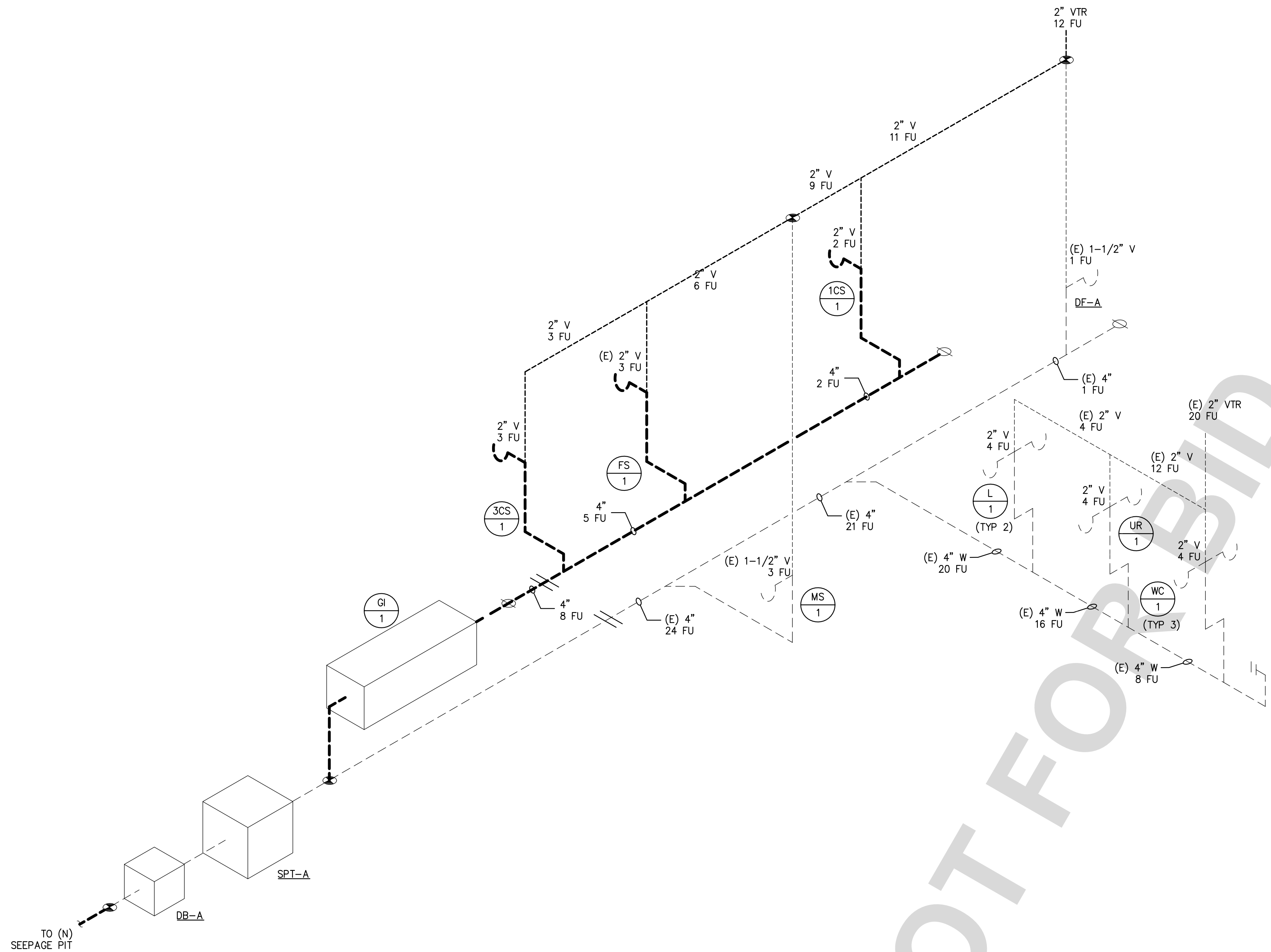
PLANS APPROVED BY: SAN BERNARDINO COUNTY - PUBLIC WORKS SPECIAL DISTRICTS			
ASSISTANT DIRECTOR		DATE	

WONDER VALLEY RE-MODEL
80526 1/2 AMBOY ROAD
WONDER VALLEY, CA 92277
Alfonso.Fausto@SDD.SBCounty.gov
Phone: 909-386-8827 Cell: (909)771-1702

DWG NO.
30.30.0149
SHEET NO.
P-2.2
SHEET 5 OF 7

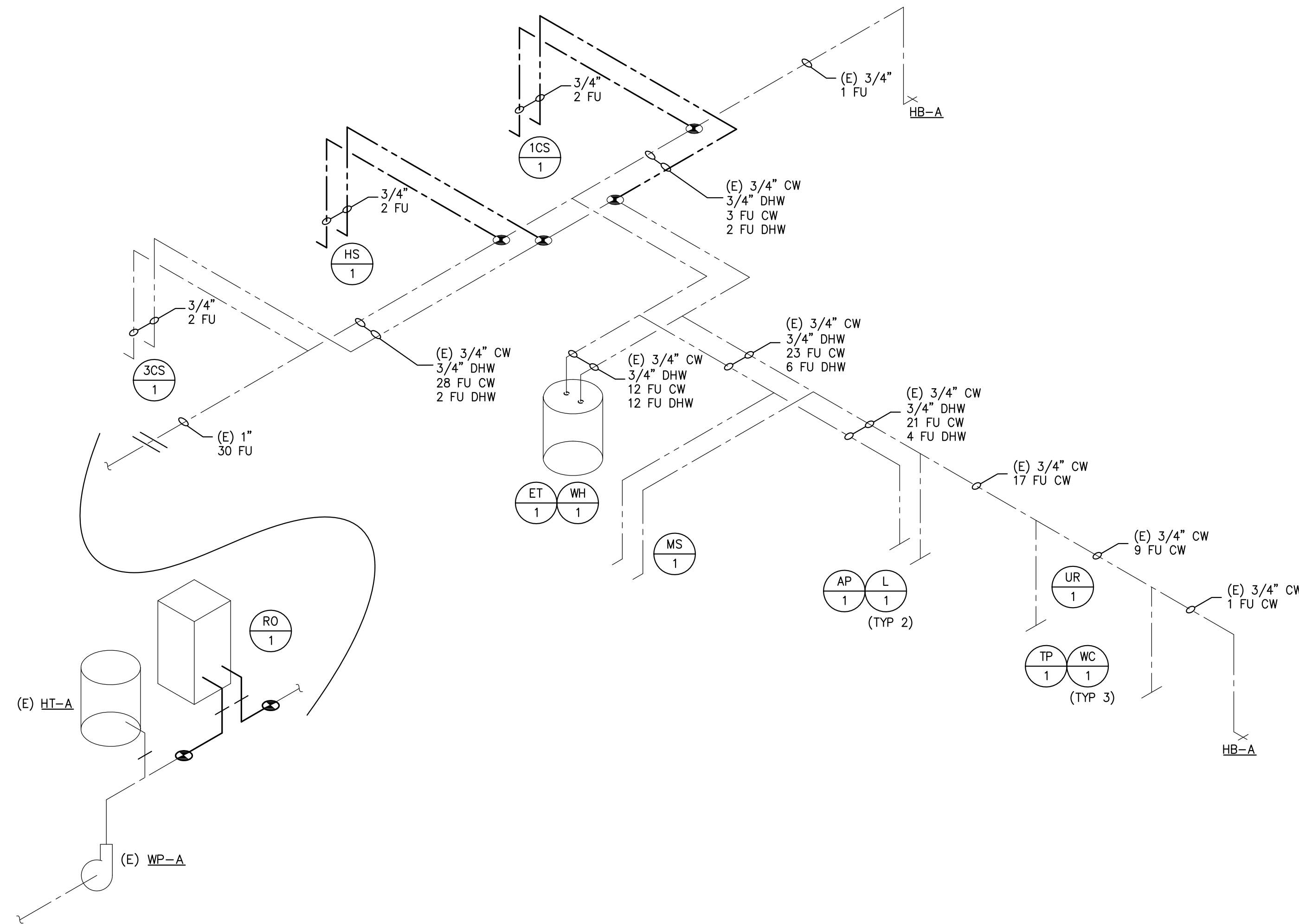
NOTES:

1. WASTE SERVICE SHALL BE INSTALLED WITH A MINIMUM 2% SLOPE
2. PIPING MATERIALS SHALL BE SERVICE WEIGHT HUBLESS CAST IRON PIPE AND FITTINGS WITH NEOPRENE GASKETS AND CAST IRON CLAMPS AND STAINLESS STEEL NUTS, BOLTS, AND WASHERS; ALTERNATIVE: SCHEDULE 40 ABS WITH ABS FITTINGS AND SOLVENT WELD
3. VENT SERVICE SHALL BE DEVELOPED PER REQUIREMENTS FOR COMBINATION WASTE AND VENT SERVICE



NOTES:

1. COLD WATER, DOMESTIC HOT WATER INSIDE BUILDING: COPPER TYPE "L", WITH SILVER SOLDER UNLESS OTHERWISE NOTED (95/5 TIN/ANTIMONY SOLDER AT VALVES), WROT COPPER FITTINGS WITHIN BUILDING ABOVE GROUND
2. PROVIDE DI-ELECTRIC UNIONS AT CONNECTIONS OF DIS-SIMILAR METALS IN LOCATIONS ACCESSIBLE FOR INSPECTION; PROVIDE ACCESS PANELS AS NECESSARY



WASTE & VENT ISOMETRICS

HOT & COLD WATER ISOMETRICS

UNDERGROUND SERVICE ALERT




Call: TOLL FREE
1-800-227-2600
OR
811

TWO WORKING DAYS BEFORE YOU DIG



SAN BERNARDINO COUNTY
DEPARTMENT OF PUBLIC WORKS
SPECIAL DISTRICTS
222 WEST HOSPITALITY LANE, 2ND FLOOR
SAN BERNARDINO, CA 92415-0450
(SITE CONTACT - FRANK HAGGARD, 760-366-8415)
(EMAIL - FHAGGARD@SDD.SBCOUNTY.GOV)



ENGINEERING-DESIGN-ANALYSIS
INCORPORATED
10061 TALBERT AVENUE, SUITE 300
FOUNTAIN VALLEY, CA 92708
714-913-8393 (P)
866-425-4336 (F)
EDAINCORPORATED@AOL.COM
PREPARED UNDER THE SUPERVISION OF:
KEVIN M. FRIEDMAN M-27267 6/30/2025
PROFESSIONAL ENGINEER R.C.E. No. DATE

REVISIONS					
MARK	DATE	INITIAL	DESCRIPTION	APPR	DATE

PLANS APPROVED BY:
SAN BERNARDINO COUNTY - PUBLIC WORKS
SPECIAL DISTRICTS

ASSISTANT DIRECTOR		DATE	
PROJECT MANAGER	INITIAL	DATE	
OPS. DIVISION MANAGER			
PM. DIVISION MANAGER			

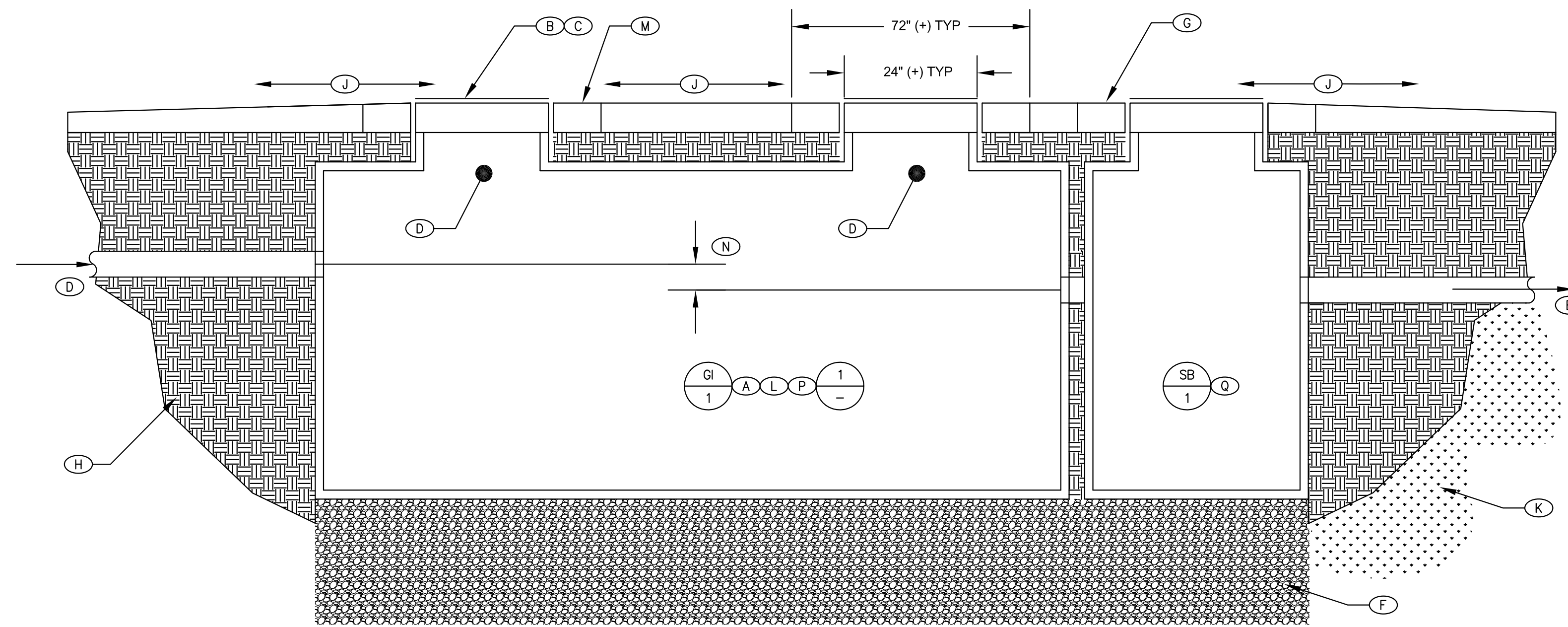
WONDER VALLEY RE-MODEL

80526 1/2 AMBOY ROAD
WONDER VALLEY, CA 92277
Alfonso.Fausto@SDD.SBCounty.gov
Phone: 909-386-8827 Cell: (909)771-1702

DWG NO.
30.30.0149

SHEET NO.
P-3.0

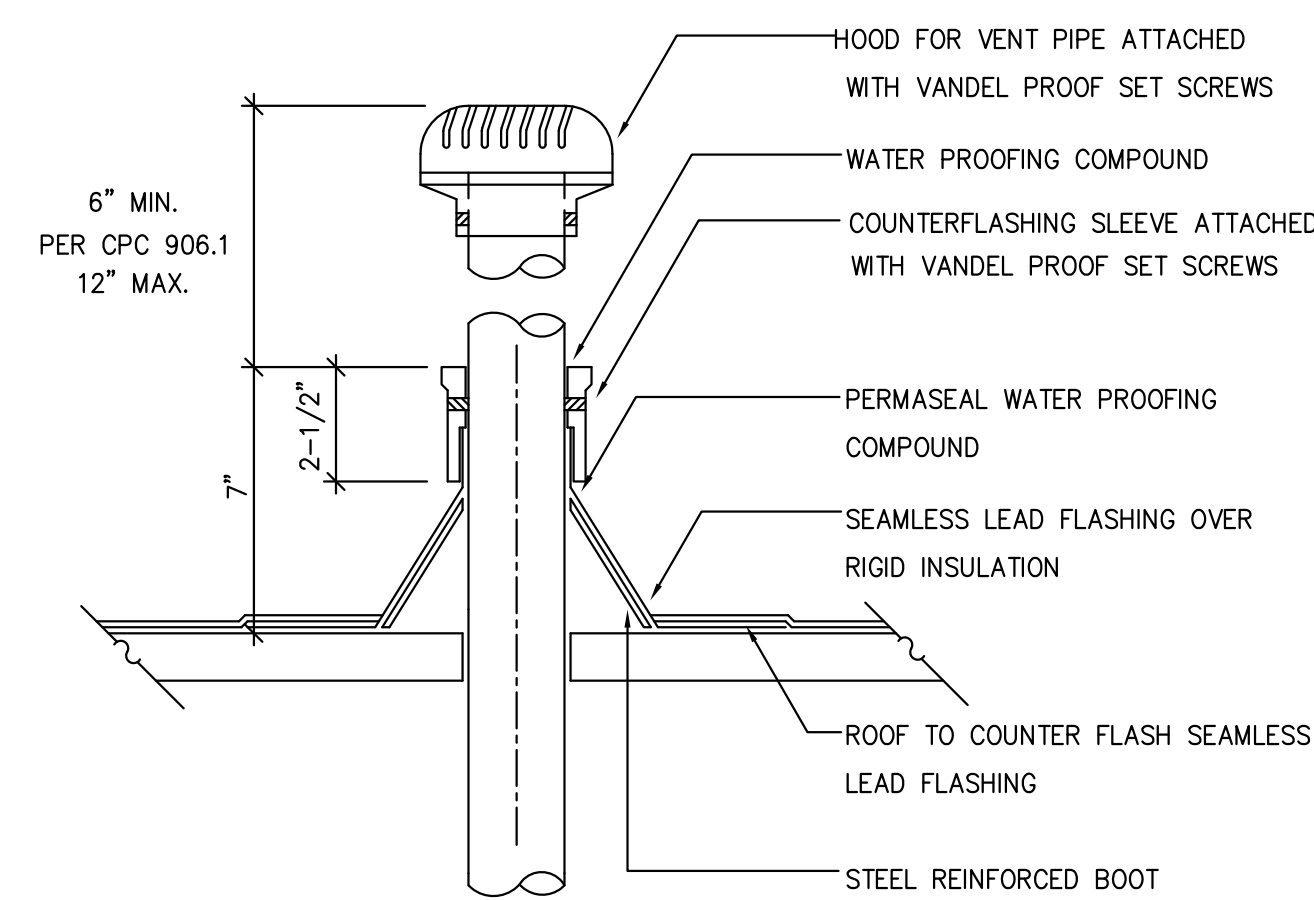
SHEET 6 OF 7



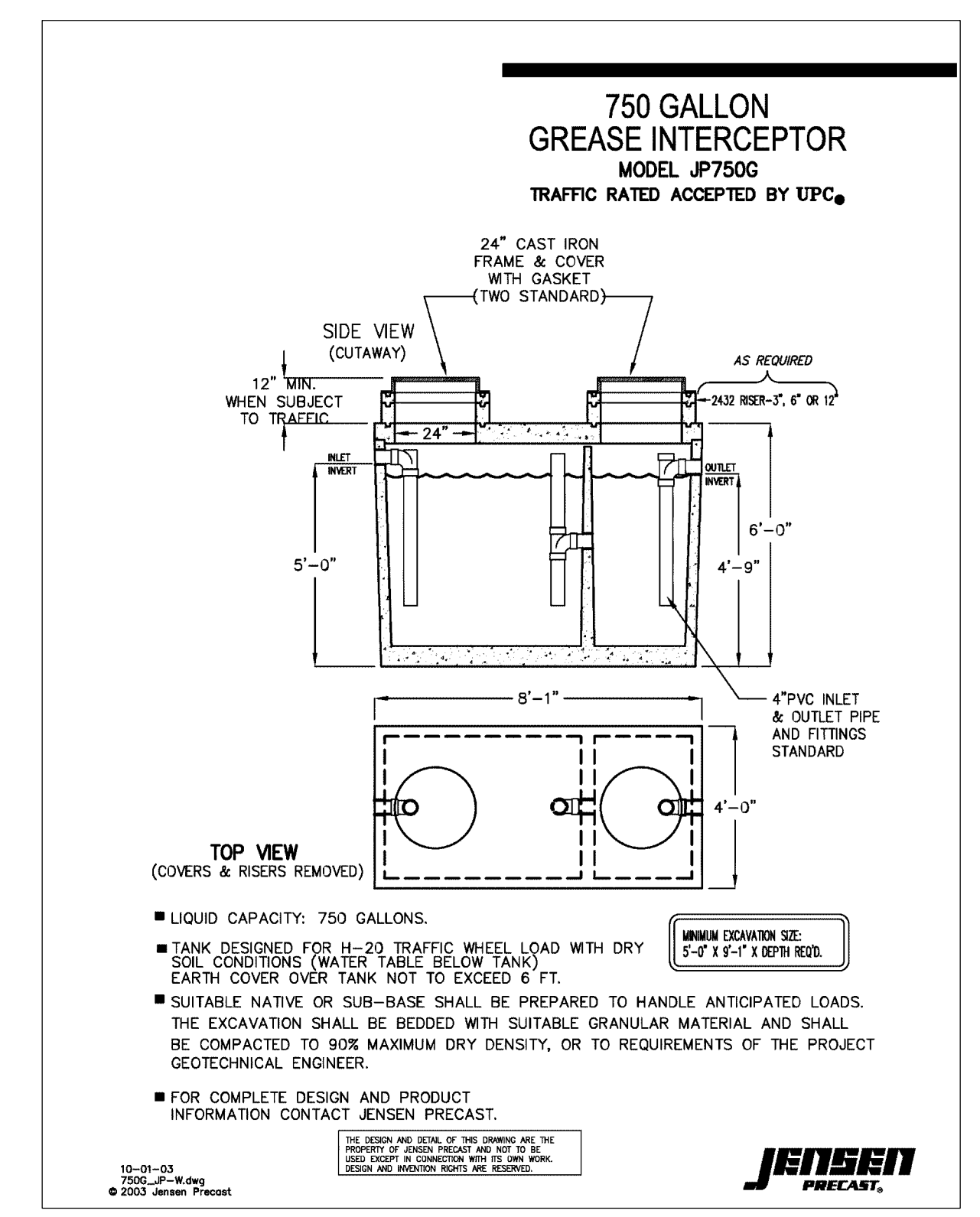
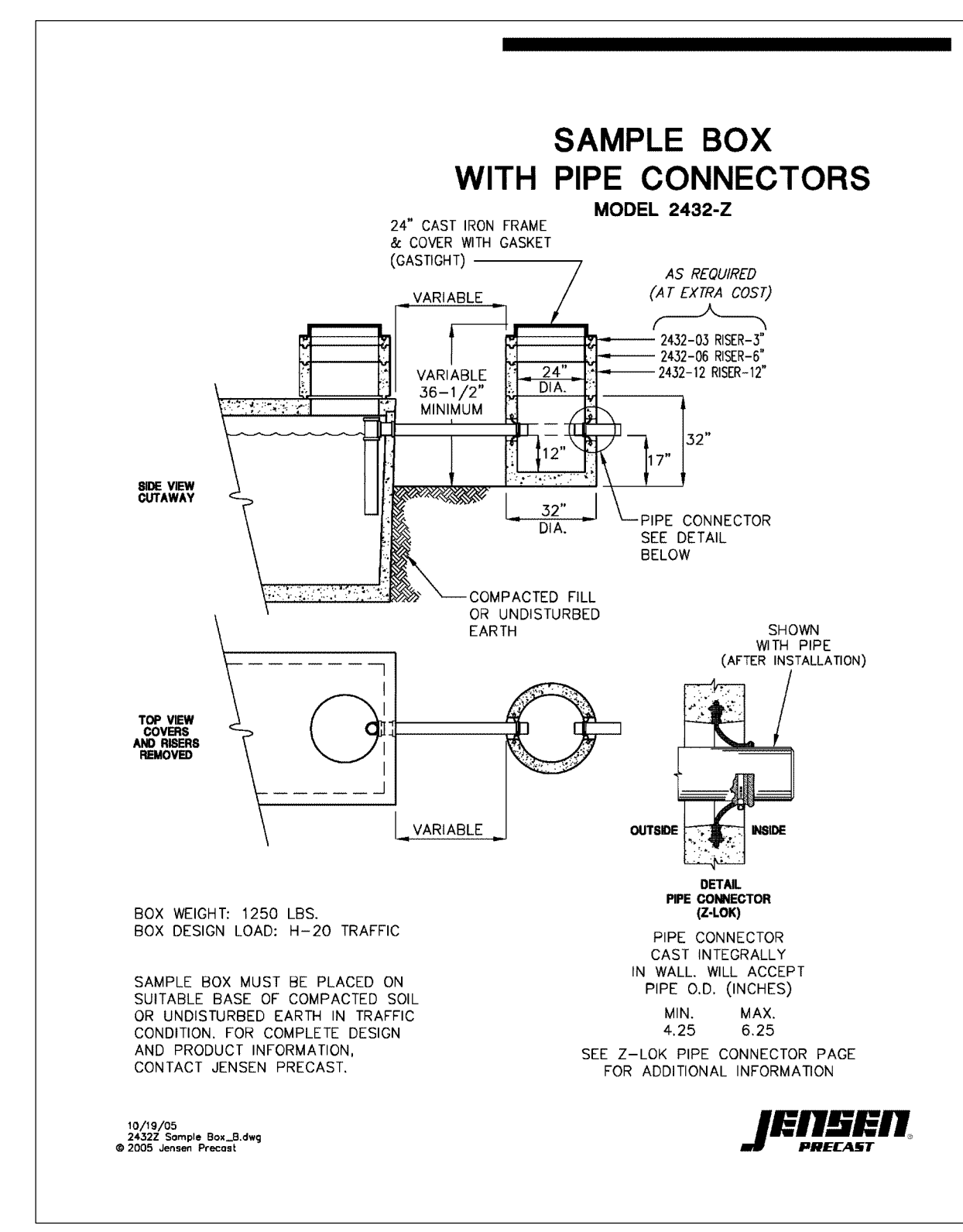
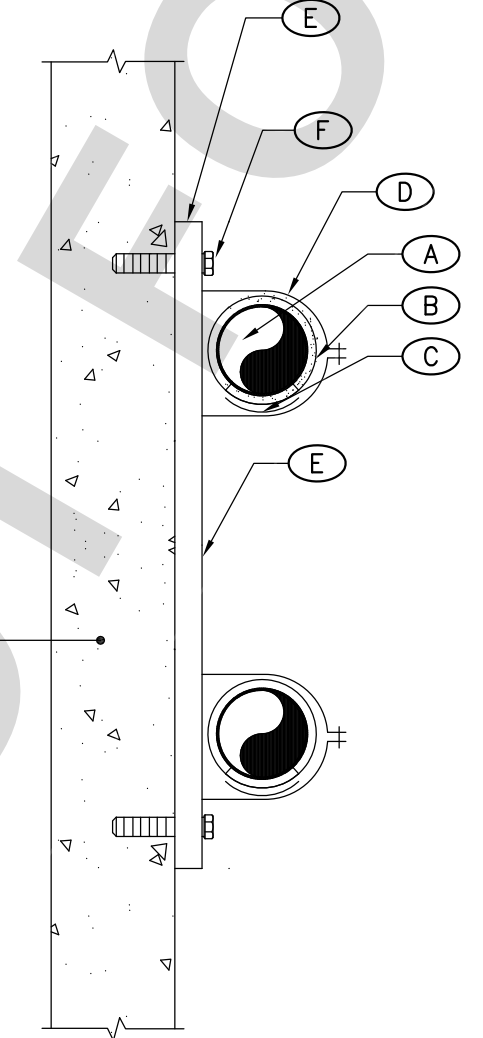
- NOTES:
- (A) PROVIDE GREASE INTERCEPTOR; SET INTO EARTHEN GRADE
 - (B) PROVIDE EXTENSIONS TO ELEVATE COVER ABOVE GRADE
 - (C) PEDESTRIAN RATED TRAFFIC COVER TO MANWAY, FOR ACCESS INTO INTERCEPTOR; SET COVER 2" ABOVE GRADE
 - (D) INLET TO INTERCEPTOR
 - (E) DISCHARGE FROM INTERCEPTOR
 - (F) SUB-BASE BEDDED WITH GRANULAR MATERIAL (PEA GRAVEL) WITH 90% COMPACTION
 - (G) SLOPE APRON GRADE DOWN AWAY FROM COVER; TYP
 - (H) NATIVE SOIL
 - (J) HARDSCAPE (CONCRETE)
 - (K) VERIFY DRY INSTALLATION (ABOVE WATER TABLE)
 - (L) SAMPLE BOX INSTALL SIMILAR (LESS PEA GRAVEL)
 - (M) PROVIDE CONCRETE APRON 24" BEYOND PERIMETER OF MANWAYS; PROVIDE #2 REBAR 18" O.C. WITH MINIMUM 2" COVER; NOT TO SCALE
 - (N) MINIMUM 3", MAXIMUM 8" DIFFERENTIAL
 - (P) SEE DETAIL FOR INTERNAL HARDWARE
 - (Q) PROVIDE SAMPLE BOX; INSTALLATION SIMILAR

GREASE INTERCEPTOR INSTALLATION

NO SCALE 1



- NOTES:
- (A) PROVIDE HHW SERVICE
 - (B) PROVIDE PIPE INSULATION
 - (C) PROVIDE PIPE SADDLE OR INSULATION INSERT
 - (D) PROVIDE PIPE STRAP
 - (E) PROVIDE MANUFACTURED C-CHANNEL HARDWARE, CUT AND FIELD-ASSEMBLED VIA MANUFACTURER'S FASTENERS; FIELD WELDING IS NOT ALLOWED
 - (F) PROVIDE ANCHOR BOLTS FOR ATTACHMENT OF C-CHANNEL HARDWARE TO BLOCK WALL
 - (G) CMU BLOCK WALL



VENT THRU ROOF NO SCALE 5

PIPE SUPPORT NO SCALE 4

SAMPLING BOX NO SCALE 3

GREASE INTERCEPTOR NO SCALE 2

UNDERGROUND SERVICE ALERT

 Call: TOLL FREE
 1-800-227-2600
 OR
 811
 TWO WORKING DAYS BEFORE YOU DIG

SAN BERNARDINO COUNTY
 DEPARTMENT OF PUBLIC WORKS
 SPECIAL DISTRICTS
 222 WEST HOSPITALITY LANE, 2ND FLOOR
 SAN BERNARDINO, CA 92415-0450
 (SITE CONTACT - FRANK HAGGARD, 760-366-8415)
 (EMAIL - FHAGGARD@SDD.SBCOUNTY.GOV)

ENGINEERING-DESIGN-ANALYSIS
 INCORPORATED
 10061 TALBERT AVENUE, SUITE 300
 FOUNTAIN VALLEY, CA 92708
 714-913-8393 (P)
 866-425-4336 (F)
 EDAN@CORPORATED@AOL.COM
 PREPARED UNDER THE SUPERVISION OF:
 KEVIN M. FRIEDMAN M-27267 6/30/2025
 PROFESSIONAL ENGINEER R.C.E. No. DATE

REVISIONS					
MARK	DATE	INITIAL	DESCRIPTION	APPR.	DATE

PLANS APPROVED BY:
SAN BERNARDINO COUNTY - PUBLIC WORKS SPECIAL DISTRICTS

ASSISTANT DIRECTOR	DATE

APPROVALS

PROJECT MANAGER	INITIAL	DATE
OPS. DIVISION MANAGER		
PM. DIVISION MANAGER		

WONDER VALLEY RE-MODEL
 80526 1/2 AMBOY ROAD
 WONDER VALLEY, CA 92277
 Alfonso.Fausto@SDD.SBCounty.gov
 Phone: 909-386-8827 Cell: (909)771-1702

DWG NO.
30.30.0149
 SHEET NO.
P-4.0
 SHEET 7 OF 7