© 2023 Miller Architectural Corporation

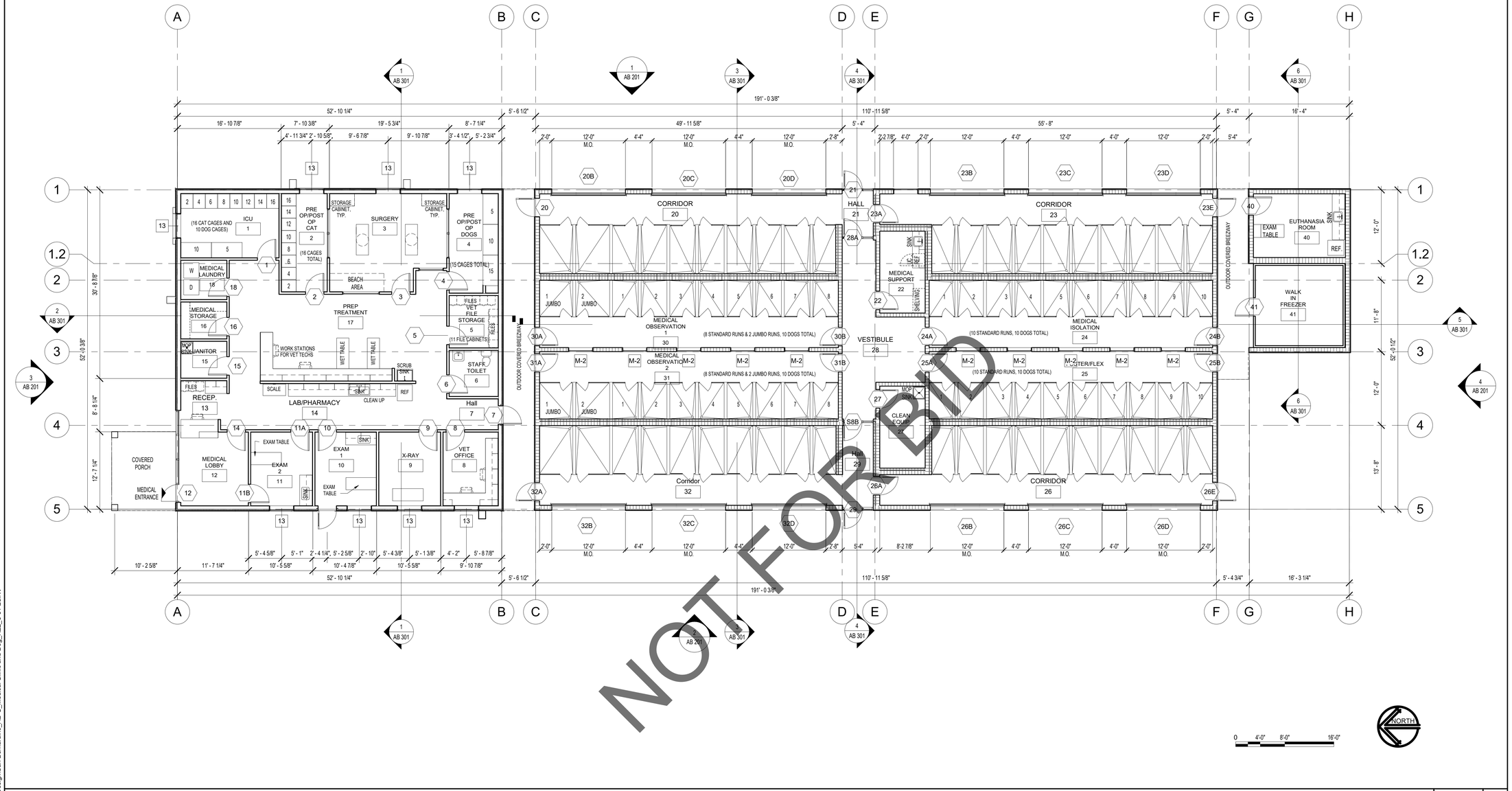

NOT FOR BID

FLOOR PLAN - MEDICAL AND DOG BUILDING

SCALE 1/8" = 1'-0"

1

GENERAL FLOOR PLAN NOTES:

1. QUANTITIES LISTED ON THESE DOCUMENTS ARE FOR AGENCY APPROVAL ONLY. THE CONTRACTOR IS RESPONSIBLE FOR VERIFYING ALL QUANTITIES FOR BIDDING PURPOSES.
2. ALL NEW WORK SHALL CONFORM TO CURRENT BUILDING STANDARDS, UNLESS NOTED OTHERWISE.
3. CONTRACTOR TO VERIFY EXISTING CONSTRUCTION WITHIN THE SCOPE OF WORK TO ENSURE CONFORMANCE WITH NOTED RATINGS AND LOCAL CODES. RETROFIT NON-CONFORMING CONSTRUCTION AS REQUIRED.
4. FINISH: PREPARE SUB-FLOOR AND LEAVE IN BROOM CLEAN CONDITION TO RECEIVE NEW FINISH AS REQUIRED. FLOOR SHALL BE LEVEL AND FREE OF DIPS, DIMPLES AND JOINTS.
5. REFER TO MECHANICAL, ELECTRICAL, AND PLUMBING DRAWINGS FOR ADDITIONAL SCOPE.

GENERAL - FLOOR PLAN NOTES

SCALE 12" = 1'-0"

KEYNOTES

Key Value	Keynote Text

MILLER
architecture
interiors
planning

1177 Idaho Street, Suite 200
Redlands, CA 92374
Phone: 909-335-7400
Fax: 909-335-7299
info@miller-aip.com

LICENSED ARCHITECT
GARY W. MILLER
No. C14635
REN. 9-30-23
STATE OF CALIFORNIA

REVISIONS/ADDENDA

#	Date	Comment

ANIMAL CARE CENTER
18313 VALLEY BLVD, BLOOMINGTON, CA 92313
SAN BERNARDINO COUNTY

PROJECT INFORMATION

Project Number:	1227
Drawn By:	AE
Checked By:	GWM
Issue Date:	03/22/23

SHEET NAME

MEDICAL AND DOG CLINIC FLOOR PLAN

SHEET NUMBER

AB 101

Sheet Of Sheets

Z:\PROJECTS\2022 Projects\SB CO Bloomington Animal Care Facility 2200065 RA\Drawings\Schematic Design\San Bernardino_AB-C_Medical Clinic and Dog_R22_5-01-23.rvt

© 2023 Miller Architectural Corporation

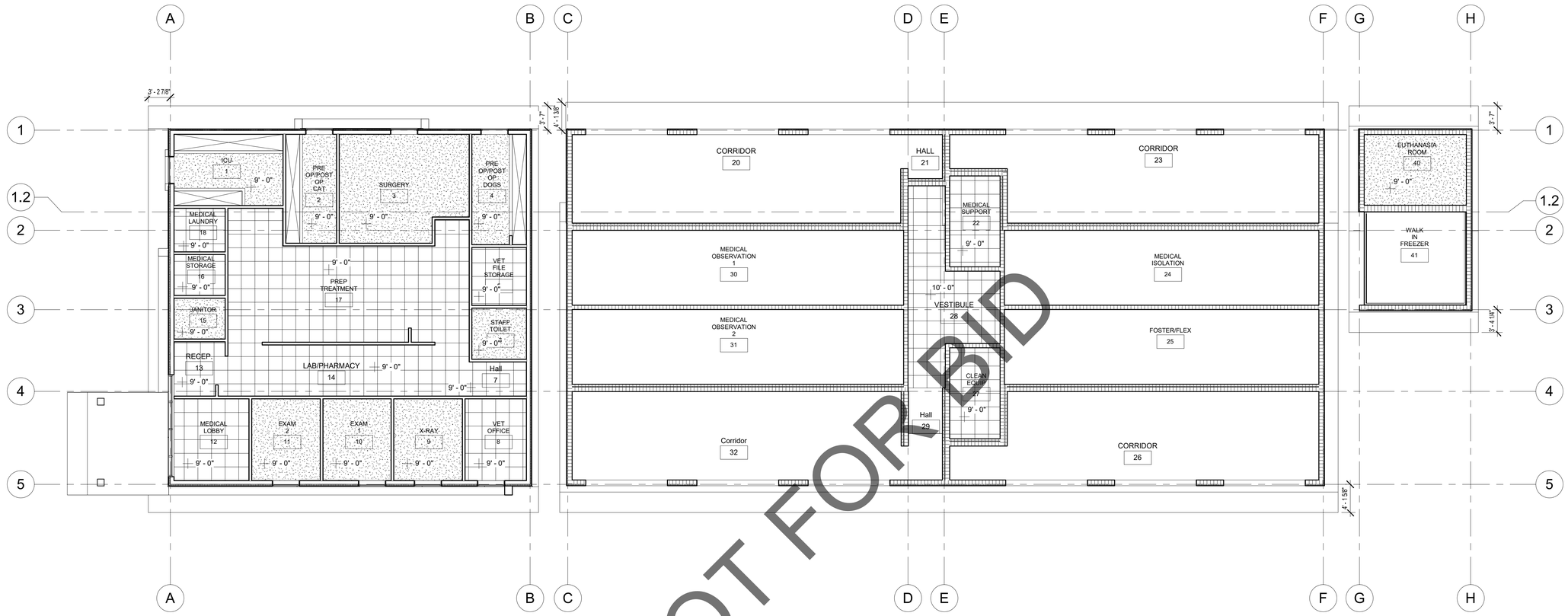

NOT FOR BID

LEVEL 1 RCP

SCALE 1/8" = 1'-0"

1

REFLECTED CEILING LEGEND:

- 2x2 ACT SUSPENDED CEILING
- GYPSUM BOARD CEILING
- CEMENT PLASTER CEILING
- OPEN TO ABOVE - NO CEILING
- PENDANT LIGHT FIXTURE. SEE ELECTRICAL
- RECESSED LIGHT FIXTURE. SEE ELECTRICAL
- SURFACE MOUNTED LIGHT FIXTURE. SEE ELECTRICAL
- EXIT SIGN. SEE ELECTRICAL DRAWINGS.
- EXHAUST. SEE ELECTRICAL DRAWINGS.
- SUPPLY / RETURN GRILLE. SEE MECHANICAL
- 0'-0" CEILING HEIGHT

CEILING LEGEND — SCALE 1/8" = 1'-0"

GENERAL REFLECTED CEILING PLAN NOTES:

1. QUANTITIES LISTED ON THESE DOCUMENTS ARE FOR AGENCY APPROVAL ONLY. THE CONTRACTOR IS RESPONSIBLE FOR VERIFYING ALL QUANTITIES FOR BIDDING PURPOSES.
2. ALL NEW WORK SHALL CONFORM TO CURRENT BUILDING STANDARDS, UNLESS NOTED OTHERWISE.
3. CONTRACTOR TO VERIFY EXISTING CONSTRUCTION WITHIN THE SCOPE OF WORK TO ENSURE CONFORMANCE WITH NOTED RATINGS AND LOCAL CODES. RETROFIT NON-CONFORMING CONSTRUCTION AS REQUIRED.
4. SUSPENSION SYSTEM TO BE "PRELUDE XL" AS MANUFACTURED BY ARMSTRONG WORLD INDUSTRIES, INC. OR EQUAL AS APPROVED BY ARCHITECT.
5. PERIODIC INSPECTION OF THE CEILING SUSPENSION SYSTEM SHALL BE PROVIDED IN ACCORDANCE WITH MANUFACTURER'S REQUIREMENTS FOR SPECIFIED COMPONENTS AND CEILING ANCHORAGE SYSTEM.
6. REFER TO MECHANICAL, ELECTRICAL, AND PLUMBING DRAWINGS FOR ADDITIONAL SCOPE.

GENERAL - RCP NOTES — SCALE 12" = 1'-0"

KEYNOTES

Key Value	Keynote Text

MILLER
architecture
interiors
planning

1177 Idaho Street, Suite 200
Redlands, CA 92374
Phone: 909-335-7400
Fax: 909-335-7299
info@miller-aip.com

LICENSED ARCHITECT
GARY W. MILLER
No. C14635
REN. 9-30-23
STATE OF CALIFORNIA

"Shelter Planners of America"

owner approval

initials	date	phase

REVISIONS/ADDENDA

#	Date	Comment

ANIMAL CARE CENTER
18313 VALLEY BLVD. BLOOMINGTON, CA 92313
SAN BERNARDINO COUNTY

PROJECT INFORMATION

Project Number:	1227
Drawn By:	TWS
Checked By:	GWM
Issue Date:	03/22/23

SHEET NAME

MEDICAL AND DOG CLINIC RCP

SHEET NUMBER

AB 103

Sheet Of Sheets

Z:\PROJECTS\2022 Projects\SB CO Bloomington Animal Care Facility 2200065 RA\Drawings\Schematic Design\San Bernardino_AB-C_Medical Clinic and Dog_R22_6-01-23.rvt

© 2023 Miller Architectural Corporation

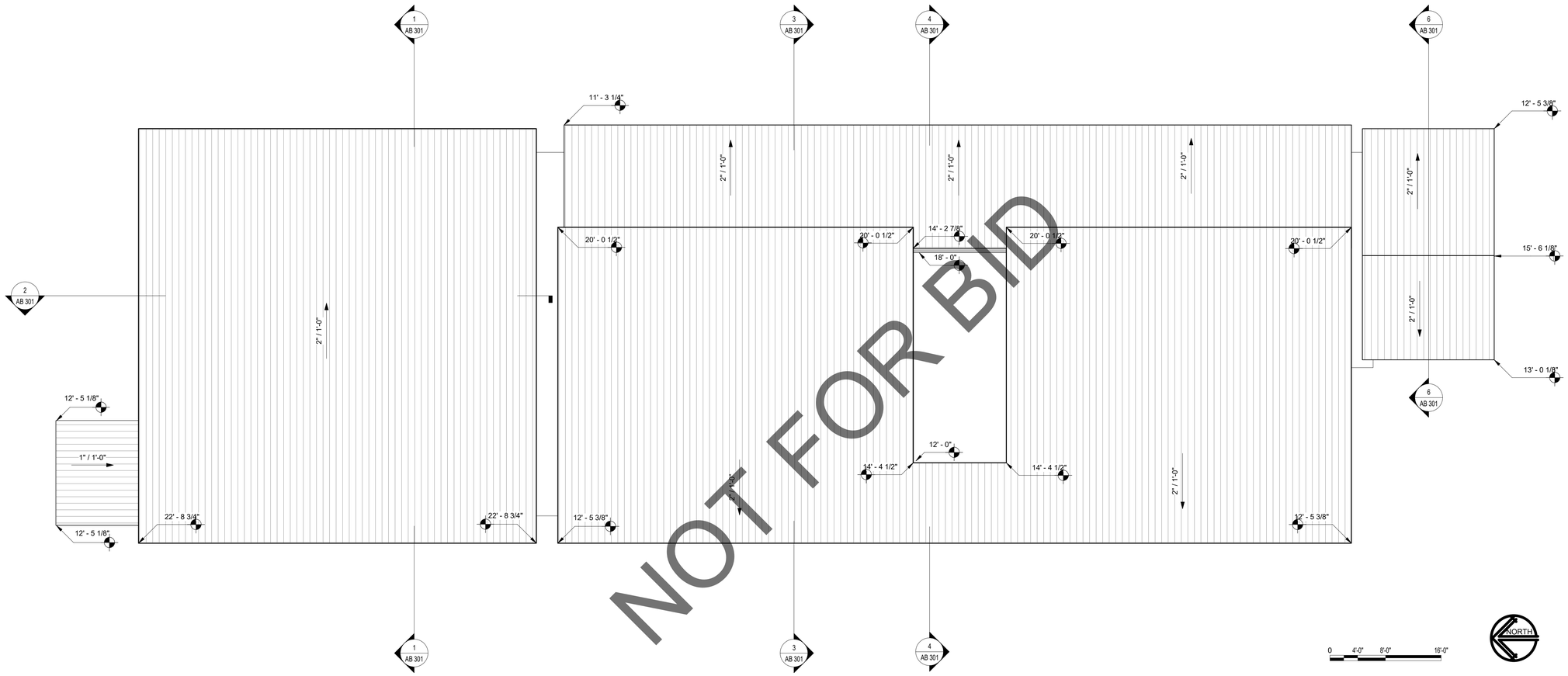

ROOF PLAN

SCALE	
1/8" = 1'-0"	1

KEYNOTES

Key Value	Keynote Text

MILLER
architecture
interiors
planning

1177 Idaho Street, Suite 200
Redlands, CA 92374
Phone: 909-335-7400
Fax: 909-335-7299
info@miller-aip.com

LICENSED ARCHITECT
GARY W. MILLER
No. C14635
REN. 9-30-23
STATE OF CALIFORNIA

"Shelter Planners of America"

owner approval

initials	date	phase

REVISIONS/ADDENDA

#	Date	Comment

ANIMAL CARE CENTER
18313 VALLEY BLVD. BLOOMINGTON, CA 92313
SAN BERNARDINO COUNTY

PROJECT INFORMATION

Project Number:	1227
Drawn By:	TWS
Checked By:	GWM
Issue Date:	03/22/23

SHEET NAME

MEDICAL AND DOG CLINIC ROOF PLAN

SHEET NUMBER

AB 105

Sheet Of Sheets

Z:\PROJECTS\2022 Projects\SB CO Bloomington Animal Care Facility 2200065 RA\Drawings\Schematic Design\San Bernardino_AB-C_Medical Clinic and Dog_R22_6-01-23.rvt

© 2023 Miller Architectural Corporation

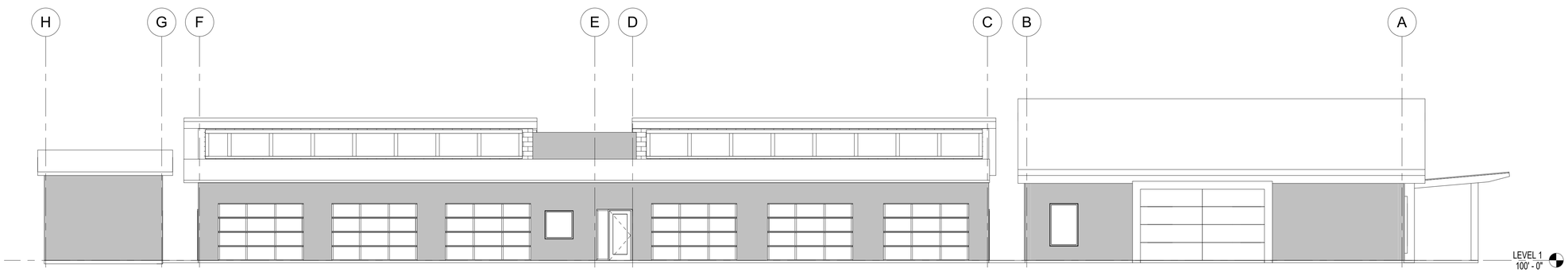

WEST ELEVATION

SCALE 1/8" = 1'-0" | 1

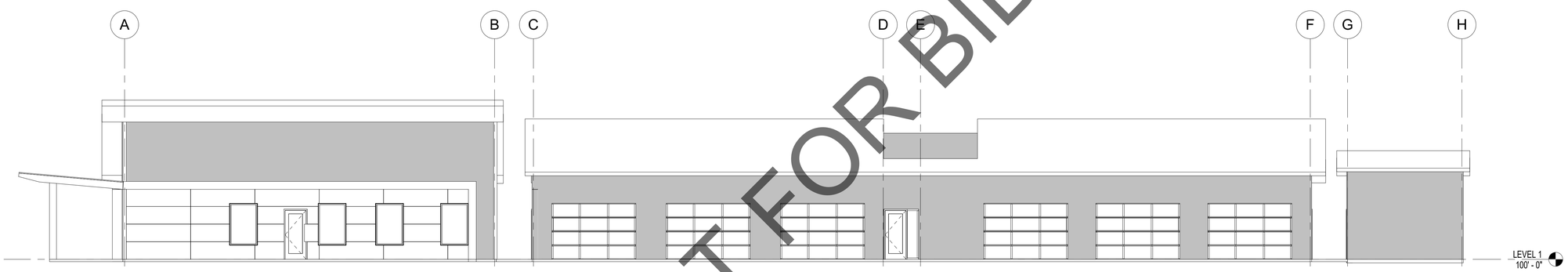

NOT FOR BID

EAST ELEVATION

SCALE 1/8" = 1'-0" | 2

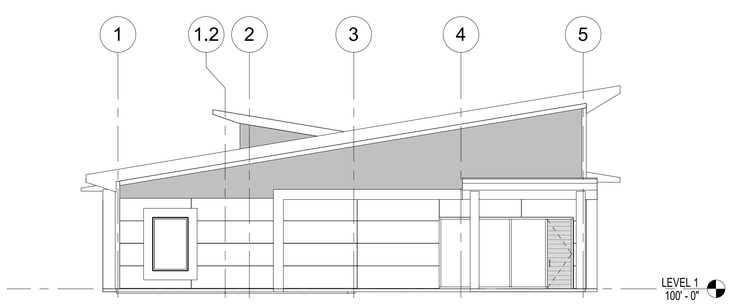

NORTH ELEVATION

SCALE 1/8" = 1'-0" | 3

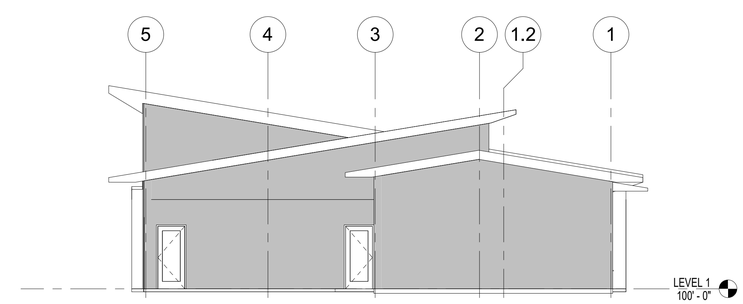

SOUTH ELEVATION

SCALE 1/8" = 1'-0" | 4

MILLER
architecture
interiors
planning

1177 Idaho Street, Suite 200
Redlands, CA 92374
Phone: 909-335-7400
Fax: 909-335-7299
info@miller-aip.com

LICENSED ARCHITECT
GARY W. MILLER
No. C14635
REN. 9-30-23
STATE OF CALIFORNIA

"Shelter Planners of America"

owner approval

initials	date	phase

REVISIONS/ADDENDA

#	Date	Comment

ANIMAL CARE CENTER
18313 VALLEY BLVD, BLOOMINGTON, CA 92313
SAN BERNARDINO COUNTY

PROJECT INFORMATION

Project Number:	1227
Drawn By:	TWS
Checked By:	GWM
Issue Date:	03/22/23

SHEET NAME

MEDICAL AND DOG CLINIC EXT. ELEV.

SHEET NUMBER

AB 201

Sheet Of Sheets

Z:\PROJECTS\2022 Projects\SB CO Bloomington Animal Care Facility_2200065.RA\Drawings\Schematic Design\San Bernardino_AB-C_Medical Clinic and Dog_R22_6-01-23.rvt

© 2023 Miller Architectural Corporation

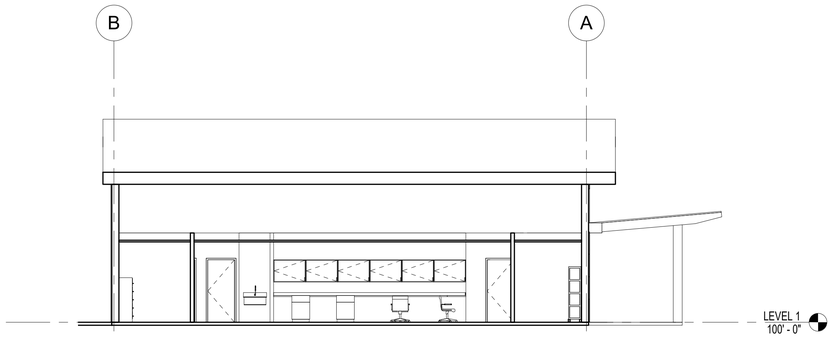

SECTION 2 | SCALE 1/8" = 1'-0" | 2

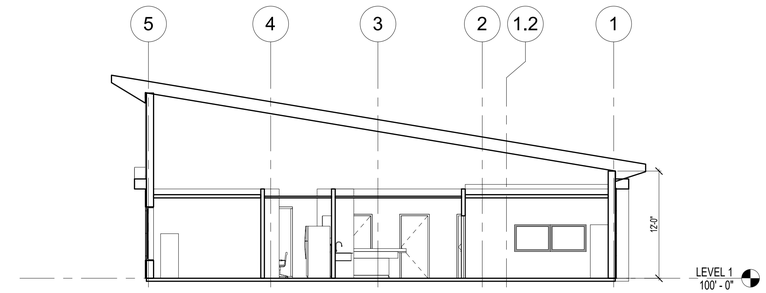

SECTION 1 | SCALE 1/8" = 1'-0" | 1

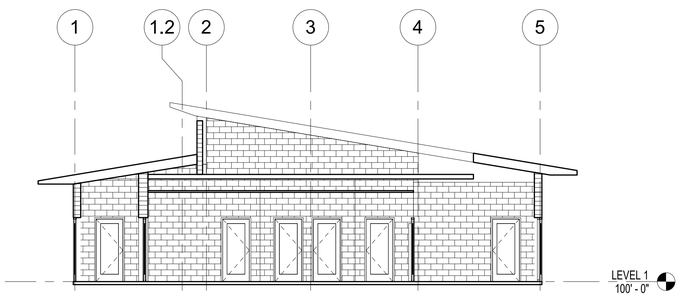

SECTION 4 | SCALE 1/8" = 1'-0" | 4

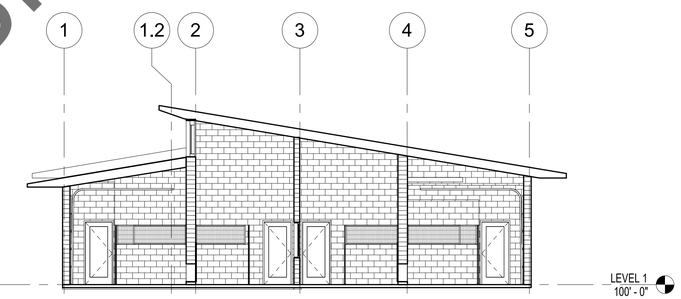

SECTION 3 | SCALE 1/8" = 1'-0" | 3

NOT FOR BID

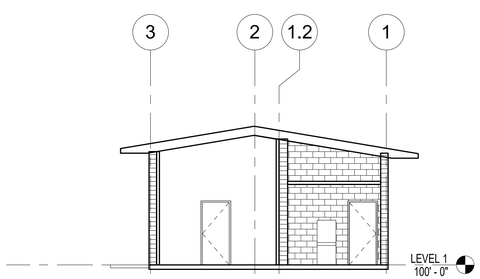

SECTION 6 | SCALE 1/8" = 1'-0" | 6

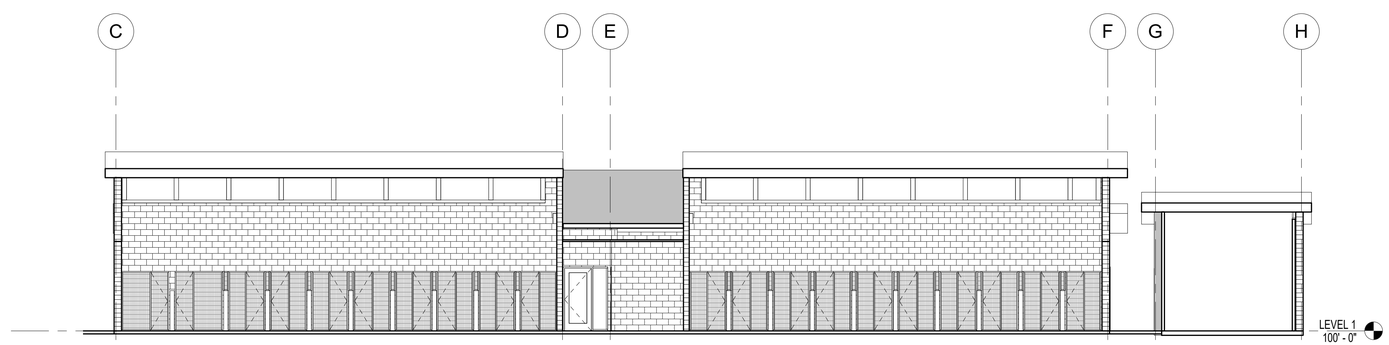

SECTION 5 | SCALE 1/8" = 1'-0" | 5

MILLER
architecture
interiors
planning

1177 Idaho Street, Suite 200
Redlands, CA 92374
Phone: 909-335-7400
Fax: 909-335-7299
info@miller-aip.com

LICENSED ARCHITECT
GARY W. MILLER
No. C14635
REN. 9-30-23
STATE OF CALIFORNIA

"Shelter Planners of America"®

owner approval

initials	date	phase

REVISIONS/ADDENDA

#	Date	Comment

ANIMAL CARE CENTER
18313 VALLEY BLVD. BLOOMINGTON, CA 92313
SAN BERNARDINO COUNTY

PROJECT INFORMATION

Project Number:	1227
Drawn By:	TWS
Checked By:	GWM
Issue Date:	03/22/23

SHEET NAME

MEDICAL AND DOG CLINIC BUILD. SECT.

SHEET NUMBER

AB 301

Sheet Of Sheets

Z:\PROJECTS\2022 Projects\SB CO Bloomington Animal Care Facility 2200065.RA\Drawings\Schematic Design\San Bernardino_AB-C_Medical Clinic and Dog_R22_6-01-23.rvt

© 2023 Miller Architectural Corporation

Z:\PROJECTS\2022 Projects\SB CO Bloomington Animal Care Facility_2200065.RA\Drawings\Schematic Design\San Bernardino_AB-C_Medical Clinic and Dog_R22_6-01-23.rvt

DOOR SCHEDULE - STANDARD

DOOR NUMBER	DOOR TYPE	DOORS				FRAME			CARD READER	HARDWARE SET	REMARKS
		WIDTH	HEIGHT	MATERIAL	GLASS	ELEV	MATERIAL	GLASS			
1	F1	3' - 0"	7' - 0"	WOOD			STEEL				
2	F1	3' - 0"	7' - 0"	WOOD			STEEL				
3	F1	3' - 0"	7' - 0"	WOOD			STEEL				
4	F1	3' - 0"	7' - 0"	WOOD			STEEL				
5	F1	3' - 0"	7' - 0"	WOOD			STEEL				
6	F1	3' - 0"	7' - 0"	WOOD			STEEL				
7	F2	3' - 0"	7' - 0"	STEEL			STEEL				
8	F1	3' - 0"	7' - 0"	WOOD			STEEL				
9	F1	3' - 0"	7' - 0"	WOOD			STEEL				
10	F1	3' - 0"	7' - 0"	WOOD			STEEL				
11A	F1	3' - 0"	7' - 0"	WOOD			STEEL				
11B	F1	3' - 0"	7' - 0"	WOOD			STEEL				
12	D	2' - 9"	8' - 0"								
14	F1	3' - 0"	7' - 0"	WOOD			STEEL				
15	F1	3' - 0"	7' - 0"	WOOD			STEEL				
16	F1	3' - 0"	7' - 0"	WOOD			STEEL				
18	F1	3' - 0"	7' - 0"	WOOD			STEEL				
20	FG2	3' - 0"	7' - 0"	STEEL			STEEL				
20B	F37	12' - 0"	8' - 0"								
20C	F37	12' - 0"	8' - 0"								
20D	F37	12' - 0"	8' - 0"								
21	FG4	3' - 0"	7' - 0"	FBG			FBG				
22	FG2	3' - 0"	7' - 0"	STEEL	YES		STEEL				
23A	FG2	3' - 0"	7' - 0"	STEEL			STEEL				
23B	F37	12' - 0"	8' - 0"								
23C	F37	12' - 0"	8' - 0"								
23D	F37	12' - 0"	8' - 0"								
23E	FG2	3' - 0"	7' - 0"	STEEL			STEEL				
24A	FG2	3' - 0"	7' - 0"	STEEL			STEEL				
24B	FG2	3' - 0"	7' - 0"	STEEL			STEEL				
25A	FG2	3' - 0"	7' - 0"	STEEL			STEEL				
25B	FG2	3' - 0"	7' - 0"	STEEL			STEEL				
26A	FG2	3' - 0"	7' - 0"	STEEL			STEEL				
26B	F37	12' - 0"	8' - 0"								
26C	F37	12' - 0"	8' - 0"								
26D	F37	12' - 0"	8' - 0"								
26E	FG2	3' - 0"	7' - 0"	STEEL			STEEL				
27	FG2	3' - 0"	7' - 0"	STEEL	YES		STEEL				
28A	FG4	3' - 0"	7' - 0"	FBG			FBG				
29	FG4	3' - 0"	7' - 0"	FBG			FBG				
30A	FG2	3' - 0"	7' - 0"	STEEL			STEEL				
30B	FG2	3' - 0"	7' - 0"	STEEL			STEEL				
31A	FG2	3' - 0"	7' - 0"	STEEL			STEEL				
31B	FG2	3' - 0"	7' - 0"	STEEL			STEEL				
32A	FG2	3' - 0"	7' - 0"	STEEL			STEEL				
32B	F37	12' - 0"	8' - 0"								
32C	F37	12' - 0"	8' - 0"								
32D	F37	12' - 0"	8' - 0"								
40	F2	3' - 0"	7' - 0"	STEEL			STEEL				
41	F2	3' - 0"	7' - 0"	STEEL			STEEL				

WINDOW SCHEDULE

TYPE	COUNT	HEIGHT	WIDTH	HEAD HEIGHT	SILL HEIGHT	FIRE RATING (MIN)	STC RATING	MATERIAL	HEAD	JAMB	SILL	WINDOW AREA	NOTES
13	8	6' - 0"	4' - 0"	8' - 0"	2' - 0"							24 SF	
23	6	3' - 0"	<varies>	6' - 0"	3' - 0"							<varies>	
M-2	11	4' - 0"	4' - 0"	7' - 0"	3' - 0"							16 SF	
Grand total: 25	25												

NOT FOR BID

MILLER
architecture
interiors
planning

1177 Idaho Street, Suite 200
Redlands, CA 92374
Phone: 909-335-7400
Fax: 909-335-7299
info@miller-aip.com

LICENSED ARCHITECT
GARY W. MILLER
No. C14635
REN. 9-30-23
STATE OF CALIFORNIA

"Shelter Planners of America" ®

owner approval

initials	date	phase

REVISIONS/ADDENDA

#	Date	Comment

ANIMAL CARE CENTER
18313 VALLEY BLVD, BLOOMINGTON, CA 92313
SAN BERNARDINO COUNTY

PROJECT INFORMATION

Project Number:	1227
Drawn By:	Author
Checked By:	GWM
Issue Date:	03/22/23

SHEET NAME

DOOR & WINDOW SCHEDULES

SHEET NUMBER

AB 601

Sheet Of Sheets

© 2023 Miller Architectural Corporation

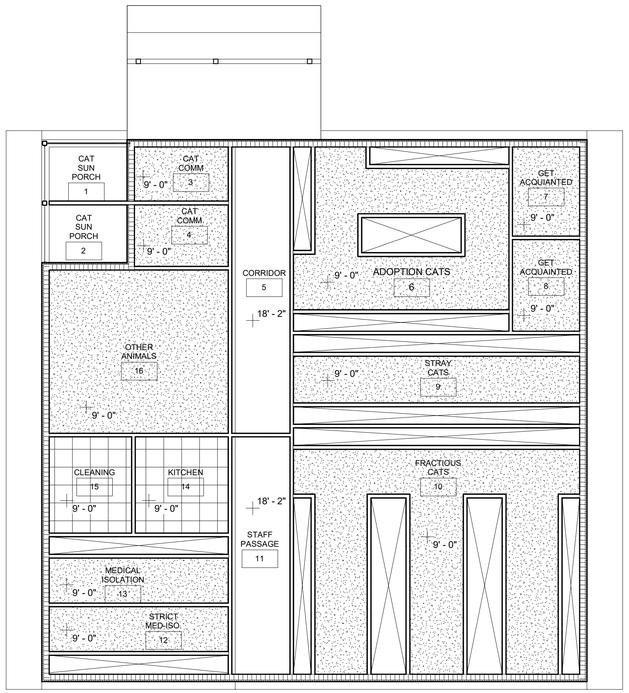

0 4'-0" 8'-0" 16'-0"

NORTH

CAT REFLECTED CEILING PLAN | SCALE 1/8" = 1'-0" | 2

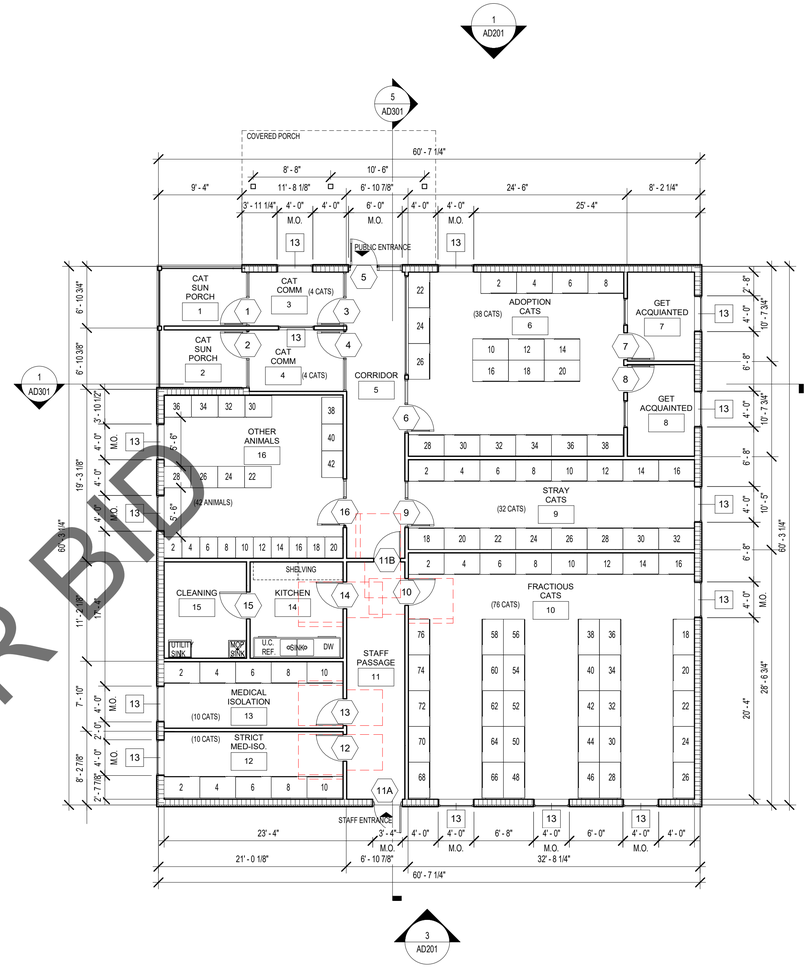

0 4'-0" 8'-0" 16'-0"

NORTH

FLOOR PLAN - CAT AND OTHER ANIMALS BUILDING | SCALE 1/8" = 1'-0" | 1

NOT FOR BID

GENERAL REFLECTED CEILING PLAN NOTES:

1. QUANTITIES LISTED ON THESE DOCUMENTS ARE FOR AGENCY APPROVAL ONLY. THE CONTRACTOR IS RESPONSIBLE FOR VERIFYING ALL QUANTITIES FOR BIDDING PURPOSES.
2. ALL NEW WORK SHALL CONFORM TO CURRENT BUILDING STANDARDS, UNLESS NOTED OTHERWISE.
3. CONTRACTOR TO VERIFY EXISTING CONSTRUCTION WITHIN THE SCOPE OF WORK TO ENSURE CONFORMANCE WITH NOTED RATINGS AND LOCAL CODES. RETROFIT NON-CONFORMING CONSTRUCTION AS REQUIRED.
4. SUSPENSION SYSTEM TO BE "PRELUDE XL" AS MANUFACTURED BY ARMSTRONG WORLD INDUSTRIES, INC. OR EQUAL AS APPROVED BY ARCHITECT.
5. PERIODIC INSPECTION OF THE CEILING SUSPENSION SYSTEM SHALL BE PROVIDED IN ACCORDANCE WITH MANUFACTURER'S REQUIREMENTS FOR SPECIFIED COMPONENTS AND CEILING ANCHORAGE SYSTEM.
6. REFER TO MECHANICAL, ELECTRICAL, AND PLUMBING DRAWINGS FOR ADDITIONAL SCOPE.

GENERAL - RCP NOTES | SCALE 12" = 1'-0"

REFLECTED CEILING LEGEND:

- 2x4 ACT SUSPENDED CEILING
- GYPSUM BOARD CEILING
- FIBER CEMENT BOARD CEILING
- RECESSED LIGHT FIXTURE. SEE ELECTRICAL
- PENDANT LIGHT FIXTURE. SEE ELECTRICAL
- RECESSED LIGHT FIXTURE. SEE ELECTRICAL
- SURFACE MOUNTED LIGHT FIXTURE. SEE ELECTRICAL
- EXIT SIGN. SEE ELECTRICAL DRAWINGS.
- EXHAUST. SEE ELECTRICAL DRAWINGS.
- SUPPLY / RETURN GRILLE. SEE MECHANICAL
- 0'-0" CEILING HEIGHT

CEILING LEGEND | SCALE 1/8" = 1'-0"

GENERAL FLOOR PLAN NOTES:

1. QUANTITIES LISTED ON THESE DOCUMENTS ARE FOR AGENCY APPROVAL ONLY. THE CONTRACTOR IS RESPONSIBLE FOR VERIFYING ALL QUANTITIES FOR BIDDING PURPOSES.
2. ALL NEW WORK SHALL CONFORM TO CURRENT BUILDING STANDARDS, UNLESS NOTED OTHERWISE.
3. CONTRACTOR TO VERIFY EXISTING CONSTRUCTION WITHIN THE SCOPE OF WORK TO ENSURE CONFORMANCE WITH NOTED RATINGS AND LOCAL CODES. RETROFIT NON-CONFORMING CONSTRUCTION AS REQUIRED.
4. FINISH: PREPARE SUB-FLOOR AND LEAVE IN BROOM CLEAN CONDITION TO RECEIVE NEW FINISH AS REQUIRED. FLOOR SHALL BE LEVEL AND FREE OF DIPS, DIMPLES AND JOINTS.
5. REFER TO MECHANICAL, ELECTRICAL, AND PLUMBING DRAWINGS FOR ADDITIONAL SCOPE.

GENERAL - FLOOR PLAN NOTES | SCALE 12" = 1'-0"

KEYNOTES

Key Value	Keynote Text

MILLER
architecture
interiors
planning

1177 Idaho Street, Suite 200
Redlands, CA 92374
Phone: 909-335-7400
Fax: 909-335-7299
info@miller-aip.com

LICENSED ARCHITECT
GARY W. MILLER
No. C14635
REN. 9-30-23
STATE OF CALIFORNIA

"Shelter Planners of America"

owner approval

initials	date	phase

REVISIONS/ADDENDA

#	Date	Comment

ANIMAL CARE CENTER
18313 VALLEY BLVD. BLOOMINGTON, CA 92313
SAN BERNARDINO COUNTY

PROJECT INFORMATION

Project Number:	1227
Drawn By:	PF
Checked By:	GWM
Issue Date:	05/08/23

SHEET NAME

BUILDING D FLOOR PLAN & RCP

SHEET NUMBER

AD101

Sheet Of Sheets

Z:\PROJECTS\2022 Projects\SB CO Bloomington Animal Care Facility 2200065.RA\Drawings\Schematic Design\San Bernardino_AD_Cat Building_R22_5-25-23.rvt

© 2023 Miller Architectural Corporation

Z:\PROJECTS\2022 Projects\SB CO Bloomington Animal Care Facility 2200065 RA\Drawings\Schematic Design\San Bernardino_AD_Cat Building_R22_5-25-23.rvt

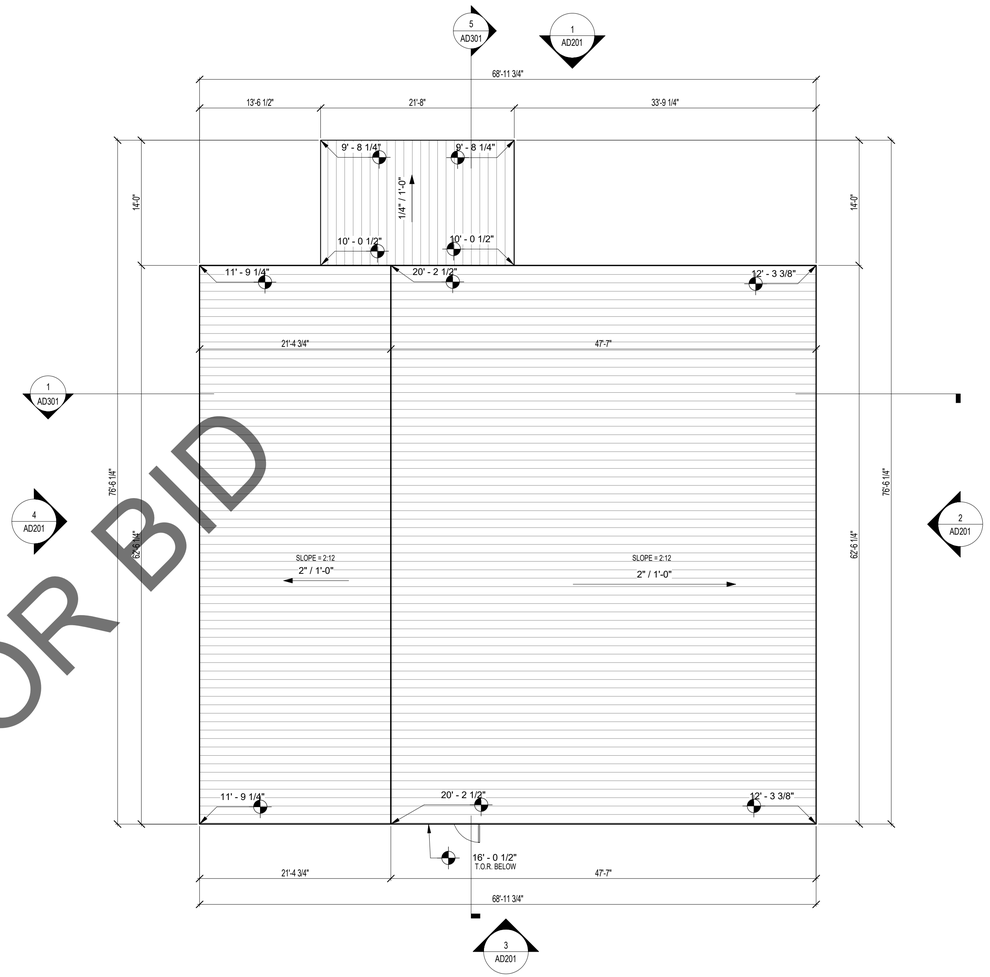

NOT FOR BID

ROOF PLAN

SCALE 1/8" = 1'-0"

1

KEYNOTES

Key Value	Keynote Text

MILLER
architecture
interiors
planning

1177 Idaho Street, Suite 200
Redlands, CA 92374
Phone: 909-335-7400
Fax: 909-335-7299
info@miller-aip.com

LICENSED ARCHITECT
GARY W. MILLER
No. C14635
REN. 9-30-23
STATE OF CALIFORNIA

"Shelter Planners of America"

owner approval

initials	date	phase

REVISIONS/ADDENDA

#	Date	Comment

ANIMAL CARE CENTER
18313 VALLEY BLVD. BLOOMINGTON, CA 92313
SAN BERNARDINO COUNTY

PROJECT INFORMATION

Project Number:	1227
Drawn By:	Author
Checked By:	GWM
Issue Date:	05/08/23

SHEET NAME

CAT AND OTHER ROOF PLAN

SHEET NUMBER

AD105

Sheet Of Sheets

© 2023 Miller Architectural Corporation

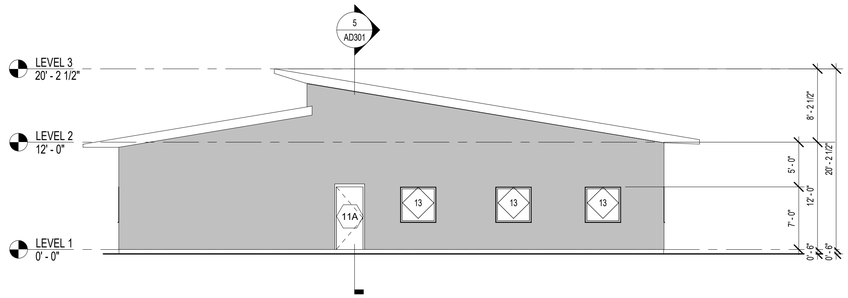

WEST ELEVATION

SCALE	
1/8" = 1'-0"	3

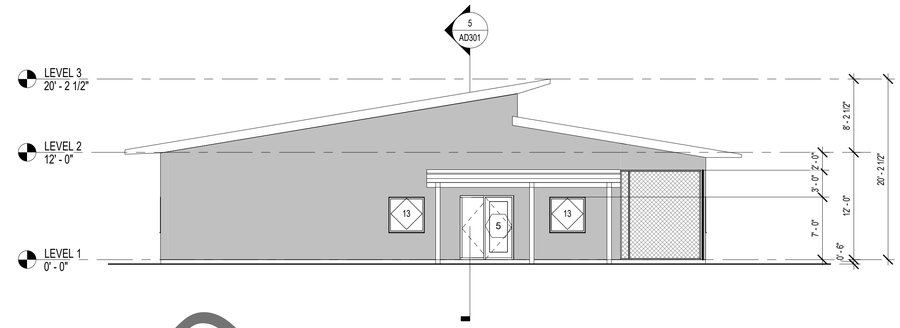

EAST ELEVATION

SCALE	
1/8" = 1'-0"	1

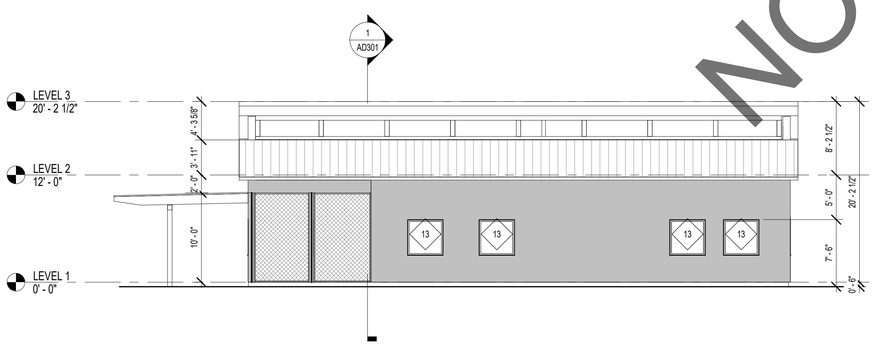

NORTH ELEVATION

SCALE	
1/8" = 1'-0"	4

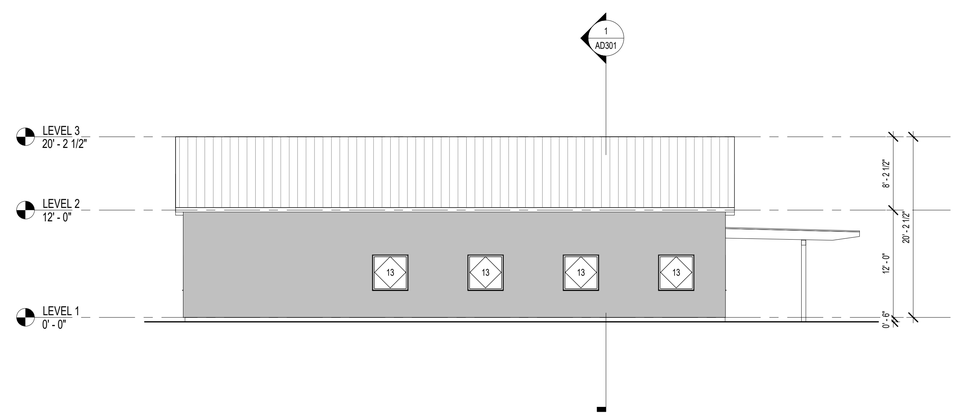

SOUTH ELEVATION

SCALE	
1/8" = 1'-0"	2

NOT FOR BID

Z:\PROJECTS\2022 Projects\SB CO Bloomington Animal Care Facility 2200065 RA\Drawings\Schematic Design\San Bernardino_AD_Cat Building_R22_5-25-23.rvt

MILLER

architecture
interiors
planning

1177 Idaho Street, Suite 200
Redlands, CA 92374
Phone: 909-335-7400
Fax: 909-335-7299
info@miller-aip.com

LICENSED ARCHITECT
GARY W. MILLER
No. C14635
REN. 9-30-23
STATE OF CALIFORNIA

"Shelter Planners of America"®

owner approval

initials	date	phase

REVISIONS/ADDENDA

#	Date	Comment

ANIMAL CARE CENTER
18313 VALLEY BLVD. BLOOMINGTON, CA 92313
SAN BERNARDINO COUNTY

PROJECT INFORMATION

Project Number:	1227
Drawn By:	PF
Checked By:	GWM
Issue Date:	05/08/23

SHEET NAME

BUILDING D
EXTERIOR
ELEVATIONS

SHEET NUMBER

AD201

Sheet Of Sheets

© 2023 Miller Architectural Corporation

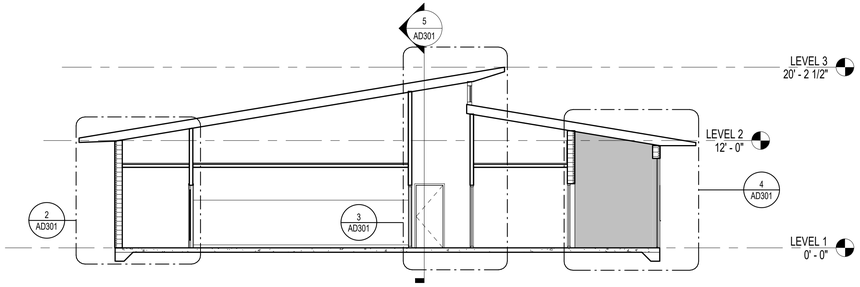

1 N/S SECTION
1/8" = 1'-0"

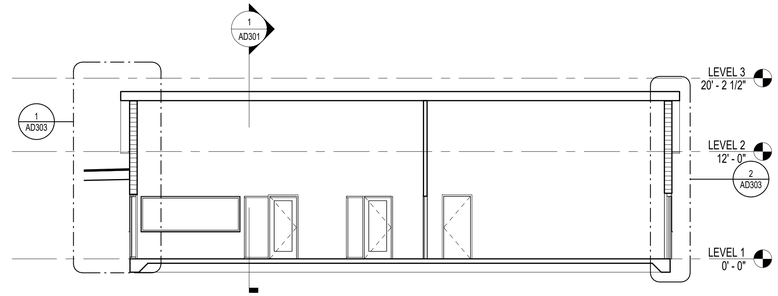

5 E/W SECTION
1/8" = 1'-0"

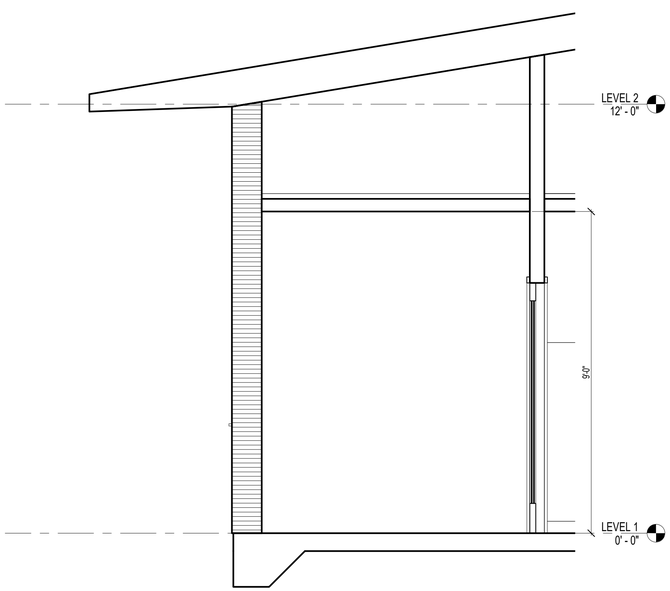

2 N/S WALL SECTION 1
1/2" = 1'-0"

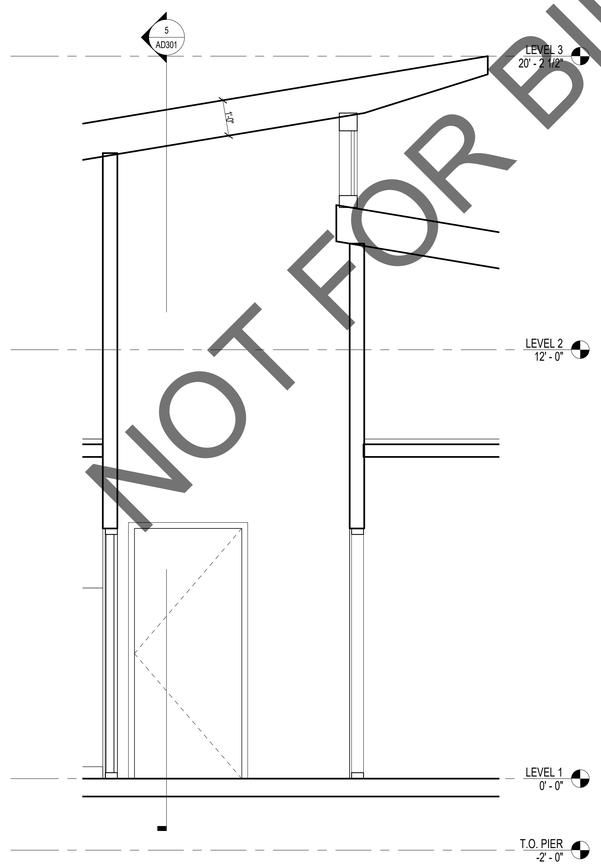

3 N/S WALL SECTION 2
1/2" = 1'-0"

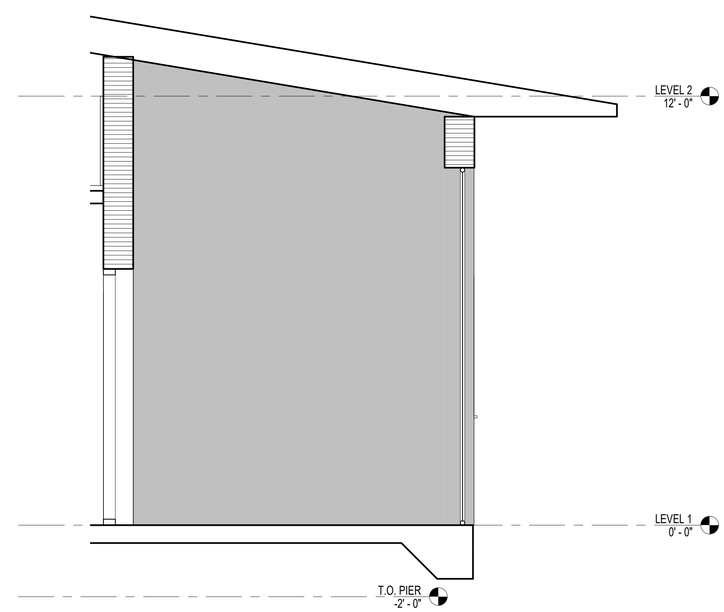

4 N/S WALL SECTION 3
1/2" = 1'-0"

NOT FOR BID

Z:\PROJECTS\2022 Projects\SB CO Bloomington Animal Care Facility 2200065.RA\Drawings\Schematic Design\San Bernardino_AD_Cat Building_R22_5-25-23.rvt

MILLER
architecture
interiors
planning

1177 Idaho Street, Suite 200
Redlands, CA 92374
Phone: 909-335-7400
Fax: 909-335-7299
info@miller-aip.com

LICENSED ARCHITECT
GARY W. MILLER
No. C14635
REN. 9-30-23
STATE OF CALIFORNIA

"Shelter Planners of America"®

owner approval

initials	date	phase

REVISIONS/ADDENDA

#	Date	Comment

ANIMAL CARE CENTER
18313 VALLEY BLVD. BLOOMINGTON, CA 92313
SAN BERNARDINO COUNTY

PROJECT INFORMATION

Project Number:	1227
Drawn By:	Author
Checked By:	GWM
Issue Date:	05/08/23

SHEET NAME

CAT AND OTHER SECTIONS

SHEET NUMBER

AD301

Sheet Of Sheets

© 2023 Miller Architectural Corporation

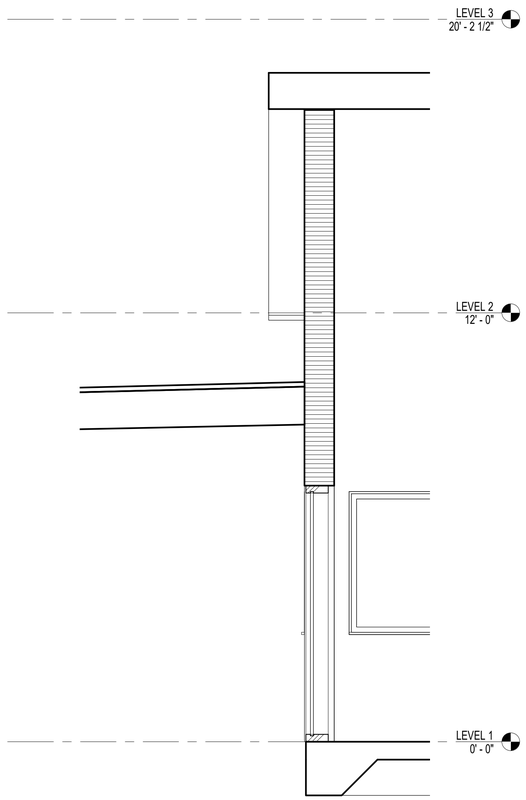

1 E/W WALL SECTION 1
1/2" = 1'-0"

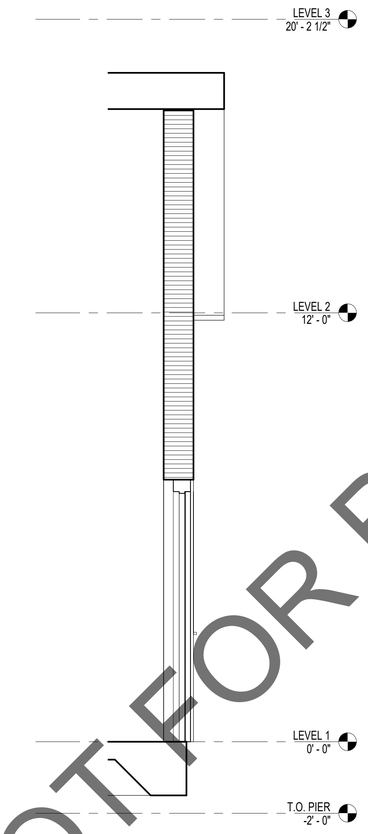

2 E/W WALL SECTION 2
1/2" = 1'-0"

NOT FOR BID

MILLER
architecture
interiors
planning

1177 Idaho Street, Suite 200
Redlands, CA 92374
Phone: 909-335-7400
Fax: 909-335-7299
info@miller-aip.com

LICENSED ARCHITECT
GARY W. MILLER
No. C14635
REN. 9-30-23
STATE OF CALIFORNIA

"Shelter Planners of America" ®

owner approval

initials	date	phase

REVISIONS/ADDENDA

#	Date	Comment

ANIMAL CARE CENTER
18313 VALLEY BLVD. BLOOMINGTON, CA 92313
SAN BERNARDINO COUNTY

PROJECT INFORMATION

Project Number:	1227
Drawn By:	Author
Checked By:	GWM
Issue Date:	05/08/23

SHEET NAME

CAT AND OTHER WALL SECTIONS

SHEET NUMBER

AD303

Sheet Of Sheets

Z:\PROJECTS\2022 Projects\SB CO Bloomington Animal Care Facility 2200065.RA\Drawings\Schematic Design\San Bernardino_AD_Cat Building_R22_5-25-23.rvt

© 2023 Miller Architectural Corporation

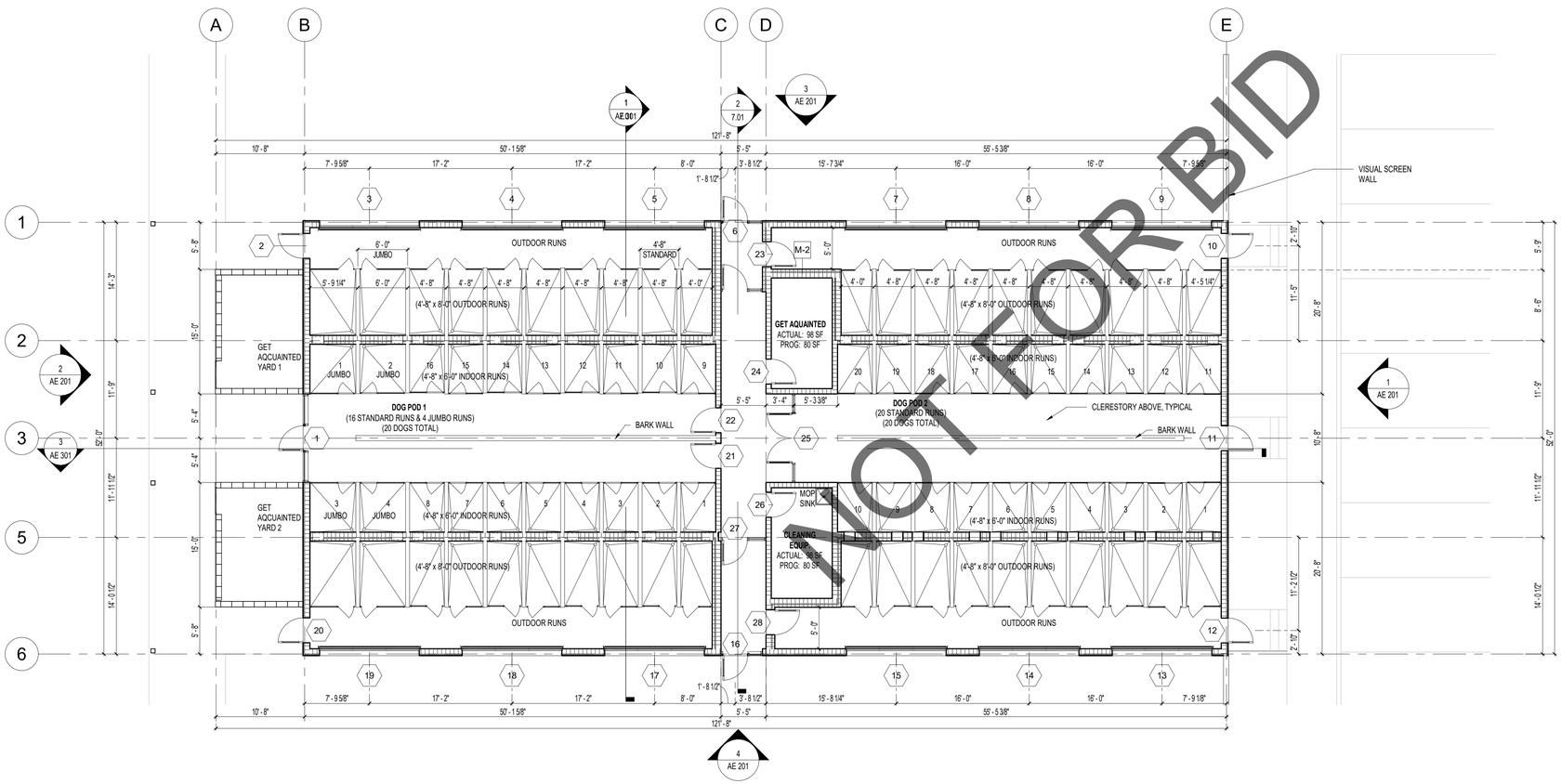

NOT FOR BID

FLOOR PLAN - ADOPTION DOG BUILDING 5, 6, & 7

SCALE	
1/8" = 1'-0"	1

Z:\PROJECTS\2022 Projects\SB CO Bloomington Animal Care Facility 2200065.RA\Drawings\Schematic Design\San Bernardino_AE-F-G_Adoption Building_R22_05-25-23.rvt

MILLER
architecture
interiors
planning

1177 Idaho Street, Suite 200
Redlands, CA 92374
Phone: 909-335-7400
Fax: 909-335-7299
info@miller-aip.com

LICENSED ARCHITECT
GARY W. MILLER
No. C14635
REN. 9-30-23
STATE OF CALIFORNIA

"Shelter Planners of America"

owner approval

initials	date	phase

REVISIONS/ADDENDA

#	Date	Comment

ANIMAL CARE CENTER
18313 VALLEY BLVD. BLOOMINGTON, CA 92313
SAN BERNARDINO COUNTY

PROJECT INFORMATION

Project Number:	1227
Drawn By:	PF
Checked By:	GWM
Issue Date:	05/08/23

SHEET NAME

ADOPTION DOG BUILDINGS 5, 6, & 7 FLOOR PLAN

SHEET NUMBER

AE 101

Sheet Of Sheets

© 2023 Miller Architectural Corporation

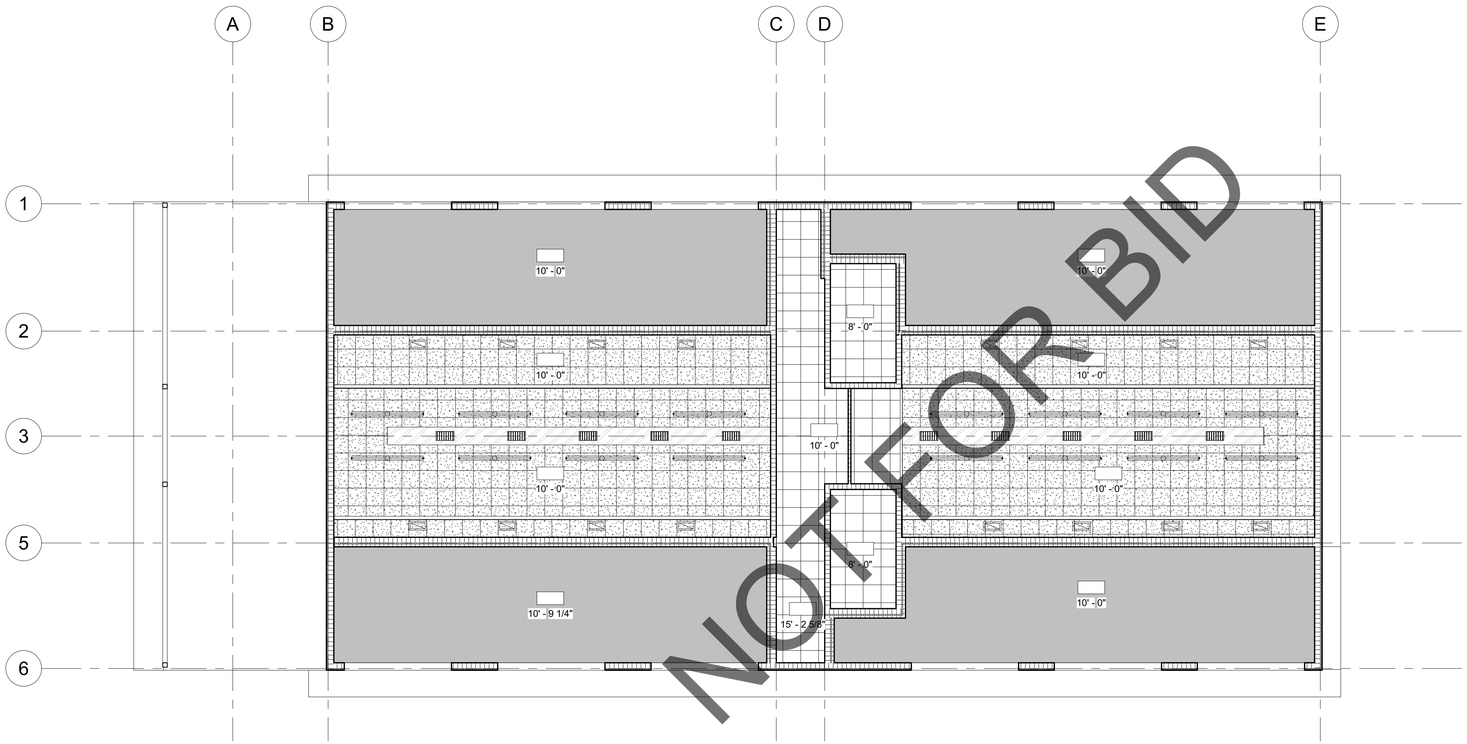

0 4'-0" 8'-0" 16'-0"

NORTH

ADOPTION DOG BUILDINGS 5, 6, & 7 REFLECTED CEILING PLAN

SCALE 1/8" = 1'-0"

1

Z:\PROJECTS\2022 Projects\SB CO Bloomington Animal Care Facility 2200065.RA\Drawings\Schematic Design\San Bernardino_AE-F-G_Adoption Building_R22_05-25-23.rvt

MILLER
architecture
interiors
planning

1177 Idaho Street, Suite 200
Redlands, CA 92374
Phone: 909-335-7400
Fax: 909-335-7299
info@miller-aip.com

LICENSED ARCHITECT
GARY W. MILLER
No. C14635
REN. 9-30-23
STATE OF CALIFORNIA

"Shelter Planners of America"

owner approval

initials	date	phase

REVISIONS/ADDENDA

#	Date	Comment

ANIMAL CARE CENTER
18313 VALLEY BLVD. BLOOMINGTON, CA 92313
SAN BERNARDINO COUNTY

PROJECT INFORMATION

Project Number:	1227
Drawn By:	Author
Checked By:	GWM
Issue Date:	05/08/23

SHEET NAME

ADOPTION DOG BUILDINGS 5, 6, & 7 RCP

SHEET NUMBER

AE 103

Sheet Of Sheets

© 2017 Miller Architectural Corporation

Z:\PROJECTS\2022 Projects\SB CO Bloomington Animal Care Facility_2200065 RA\Drawings\Schematic Design\San Bernardino_AE-F-G_Adoption Building_R22_05-25-23.rvt

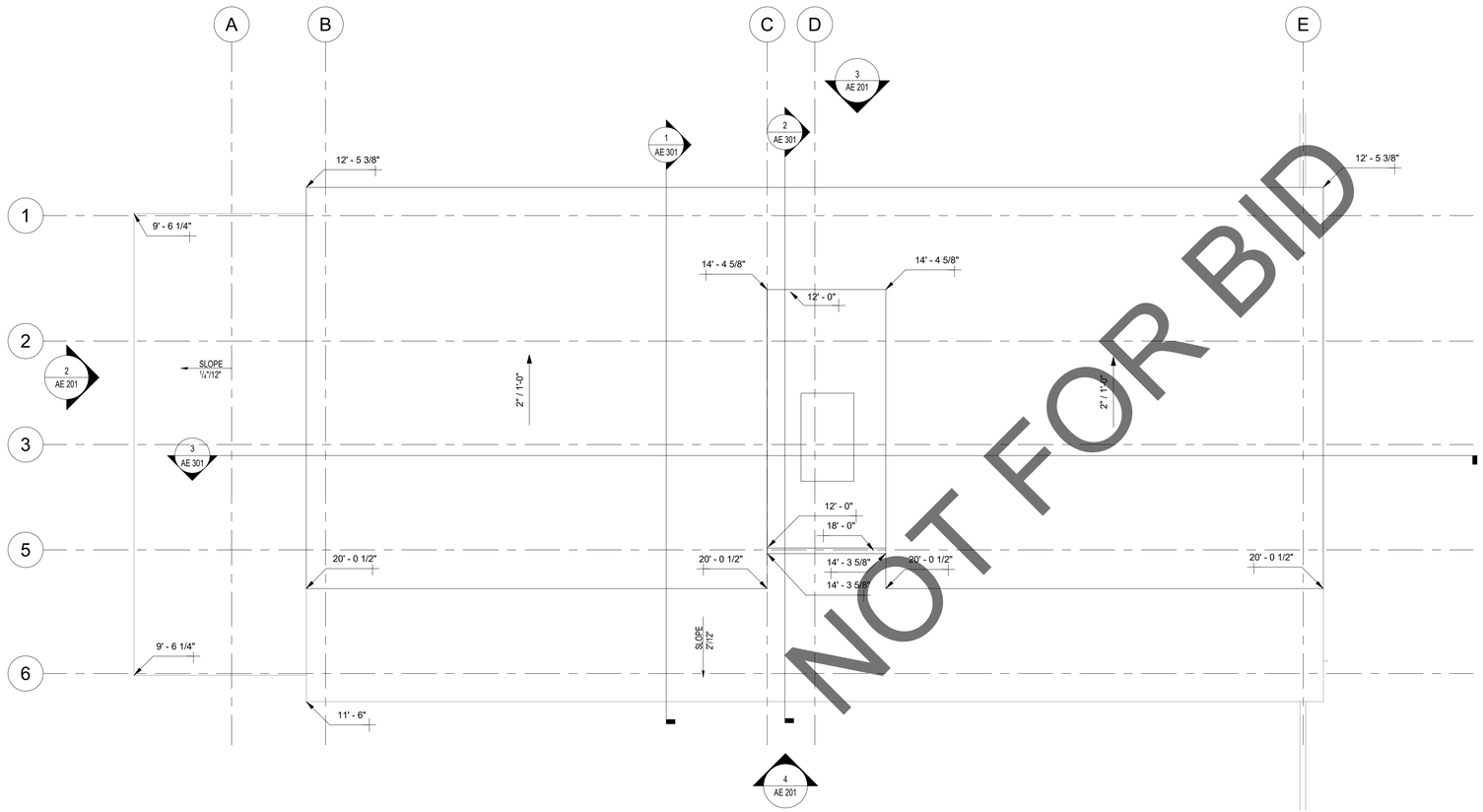

NOT FOR BID

0 4'-0" 8'-0" 16'-0"

NORTH

ADOPTION DOG BUILDINGS 5, 6, & 7 ROOF PLAN

SCALE	
1/8" = 1'-0"	1

MILLER

architecture
interiors
planning

"Shelter Planners of America"®

1177 Idaho Street, Suite 200
Redlands, CA 92374
Phone: 909-335-7400
Fax: 909-335-7299
info@miller-aip.com

LICENSED ARCHITECT
GARY W. MILLER
No. C14635
REN. 9-30-21
STATE OF CALIFORNIA

owner approval

initials	date	phase

revisions/addenda

#	Date	Comment

ANIMAL CARE CENTER

18313 VALLEY BLVD, BLOOMINGTON, CA 92313

SAN BERNARDINO COUNTY

project information

Project Number:	1227
Drawn By:	Author
Checked By:	MB
Issue Date:	05/08/23

sheet name

ADOPTION DOG BUILDINGS 5, 6, & 7 ROOF PLAN

sheet number

AE 105

Sheet Of Sheets

© 2023 Miller Architectural Corporation

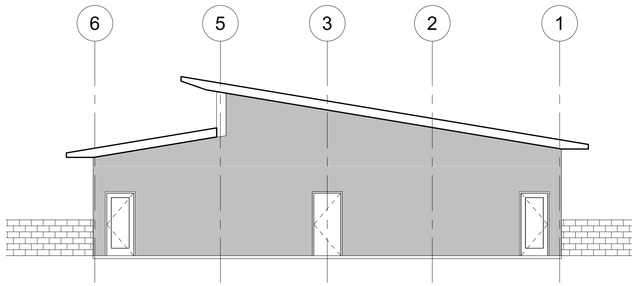

ADOPTION DOG BUILDINGS 5, 6 & 7 EAST ELEVATION

SCALE 1/8" = 1'-0" | 1

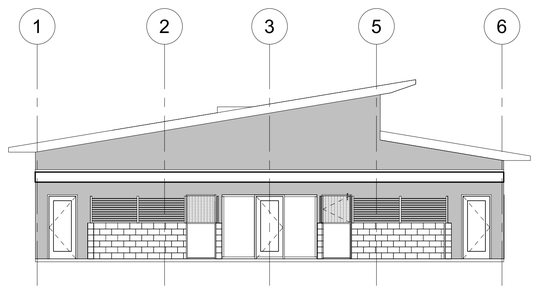

ADOPTION DOG BUILDINGS 5, 6, & 7 WEST ELEVATION

SCALE 1/8" = 1'-0" | 2

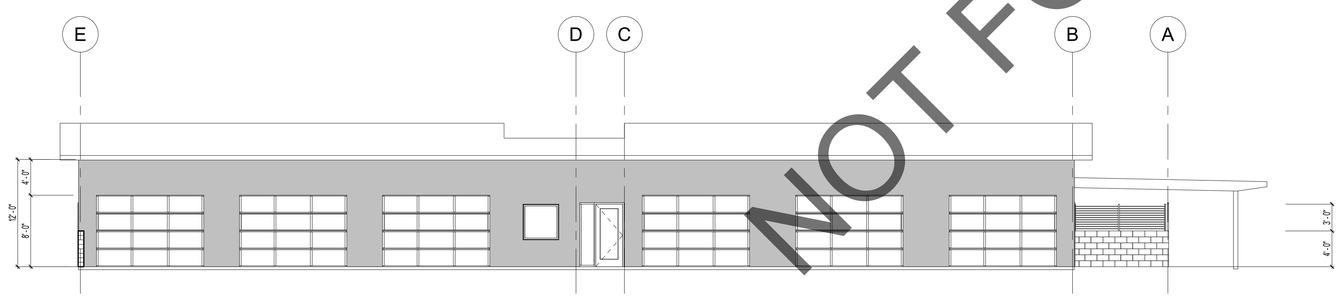

ADOPTION DOG BUILDINGS 5, 6, & 7 NORTH ELEVATION

SCALE 1/8" = 1'-0" | 3

ADOPTION DOG BUILDINGS 5, 6, & 7 SOUTH ELEVATION

SCALE 1/8" = 1'-0" | 4

NOT FOR BID

MILLER
architecture
interiors
planning

1177 Idaho Street, Suite 200
Redlands, CA 92374
Phone: 909-335-7400
Fax: 909-335-7299
info@miller-aip.com

LICENSED ARCHITECT
GARY W. MILLER
No. C14635
REN. 9-30-23
STATE OF CALIFORNIA

"Shelter Planners of America"®

owner approval

initials	date	phase

REVISIONS/ADDENDA

#	Date	Comment

ANIMAL CARE CENTER
18313 VALLEY BLVD. BLOOMINGTON, CA 92313
SAN BERNARDINO COUNTY

PROJECT INFORMATION

Project Number:	1227
Drawn By:	Author
Checked By:	GWM
Issue Date:	05/08/23

SHEET NAME

ADOPTION DOG BUILDINGS 5, 6, & 7 EXT. ELEV.

SHEET NUMBER

AE 201

Sheet Of Sheets

Z:\PROJECTS\2022 Projects\SB CO Bloomington Animal Care Facility 2200065.RA\Drawings\Schematic Design\San Bernardino_AE-F-G_Adoption Building_R22_05-25-23.rvt

© 2023 Miller Architectural Corporation

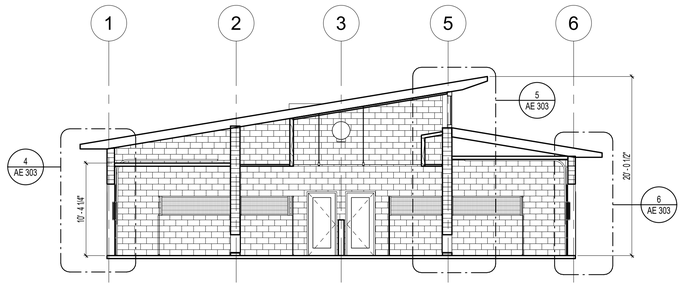

ADOPTION DOG BUILDINGS 5, 6, & 7 E/W SECTION 1

SCALE 1/8" = 1'-0" | 1

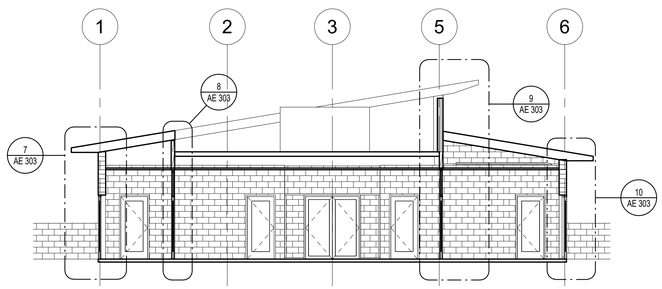

ADOPTION DOG BUILDINGS 5, 6, & 7 E/W SECTION 2

SCALE 1/8" = 1'-0" | 2

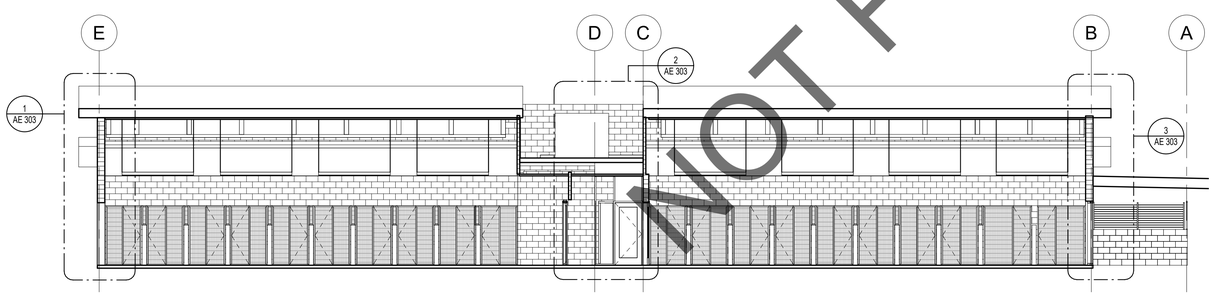

ADOPTION DOG BUILDINGS 5, 6, & 7 N/ S SECTION 3

SCALE 1/8" = 1'-0" | 3

NOT FOR BID

MILLER
architecture
interiors
planning

1177 Idaho Street, Suite 200
Redlands, CA 92374
Phone: 909-335-7400
Fax: 909-335-7299
info@miller-aip.com

LICENSED ARCHITECT
GARY W. MILLER
No. C14635
REN. 9-30-23
STATE OF CALIFORNIA

"Shelter Planners of America"

owner approval

initials	date	phase

REVISIONS/ADDENDA

#	Date	Comment

ANIMAL CARE CENTER
18313 VALLEY BLVD. BLOOMINGTON, CA 92313
SAN BERNARDINO COUNTY

PROJECT INFORMATION

Project Number:	1227
Drawn By:	PF
Checked By:	GWM
Issue Date:	05/08/23

SHEET NAME

ADOPTION DOG BUILDINGS 5, 6, & 7 SECTIONS

SHEET NUMBER

AE 301

Sheet Of Sheets

Z:\PROJECTS\2022 Projects\SB CO Bloomington Animal Care Facility 2200065.RA\Drawings\Schematic Design\San Bernardino_AE-F-G_Adoption Building_R22_05-25-23.rvt

© 2023 Miller Architectural Corporation

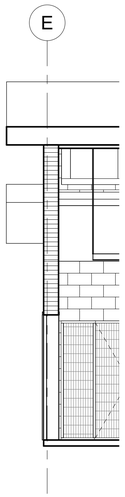

ADOPTION DOG BUILDINGS 5, 6, & 7 N/ S WALL SECTION 1 | SCALE 1/4" = 1'-0" | 1

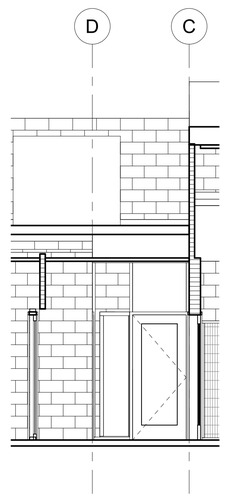

ADOPTION DOG BUILDINGS 5, 6, & 7 N/ S WALL SECTION 2 | SCALE 1/4" = 1'-0" | 2

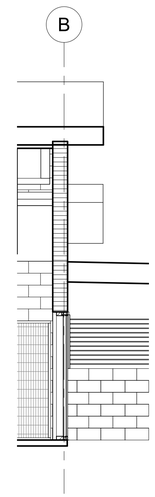

ADOPTION DOG BUILDINGS 5, 6, & 7 N/ S WALL SECTION 3 | SCALE 1/4" = 1'-0" | 3

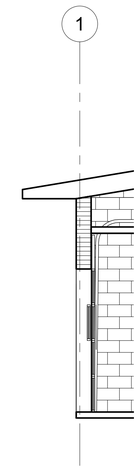

ADOPTION DOG BUILDINGS 5, 6, & 7 E/W WALL SECTION 4 | SCALE 1/4" = 1'-0" | 4

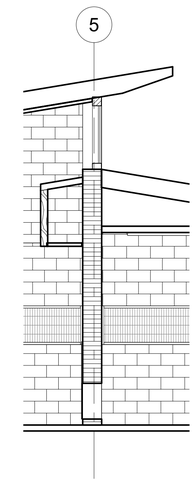

ADOPTION DOG BUILDINGS 5, 6, & 7 E/W WALL SECTION 5 | SCALE 1/4" = 1'-0" | 5

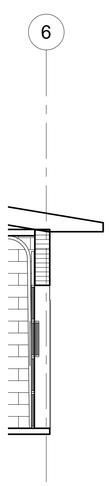

ADOPTION DOG BUILDINGS 5, 6, & 7 E/W WALL SECTION 6 | SCALE 1/4" = 1'-0" | 6

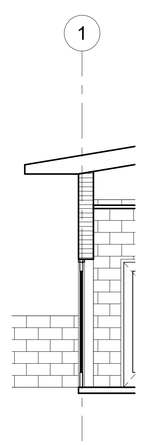

ADOPTION DOG BUILDINGS 5, 6, & 7 E/W WALL SECTION 7 | SCALE 1/4" = 1'-0" | 7

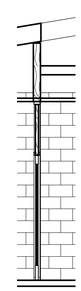

ADOPTION DOG BUILDINGS 5, 6, & 7 E/W WALL SECTION 8 | SCALE 1/4" = 1'-0" | 8

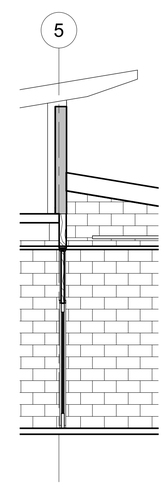

ADOPTION DOG BUILDINGS 5, 6, & 7 E/W WALL SECTION 9 | SCALE 1/4" = 1'-0" | 9

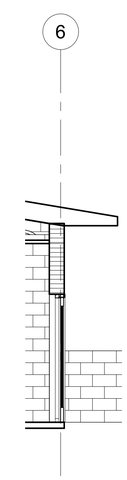

ADOPTION DOG BUILDINGS 5, 6, & 7 E/W WALL SECTION 10 | SCALE 1/4" = 1'-0" | 10

NOT FOR BID

Z:\PROJECTS\2022 Projects\SB CO Bloomington Animal Care Facility 2200065.RA\Drawings\Schematic Design\San Bernardino_AE-F-G_Adoption Building_R22_05-25-23.rvt

MILLER
architecture
interiors
planning

1177 Idaho Street, Suite 200
Redlands, CA 92374
Phone: 909-335-7400
Fax: 909-335-7299
info@miller-aip.com

LICENSED ARCHITECT
GARY W. MILLER
No. C14635
REN. 9-30-23
STATE OF CALIFORNIA

"Shelter Planners of America"®

owner approval

initials	date	phase

REVISIONS/ADDENDA

#	Date	Comment

ANIMAL CARE CENTER
18313 VALLEY BLVD. BLOOMINGTON, CA 92313
SAN BERNARDINO COUNTY

PROJECT INFORMATION

Project Number:	1227
Drawn By:	Author
Checked By:	GWM
Issue Date:	05/08/23

SHEET NAME

ADOPTION DOG BUILDINGS 5, 6, & 7 WALL SEC.

SHEET NUMBER

AE 303

Sheet Of Sheets

© 2017 Miller Architectural Corporation

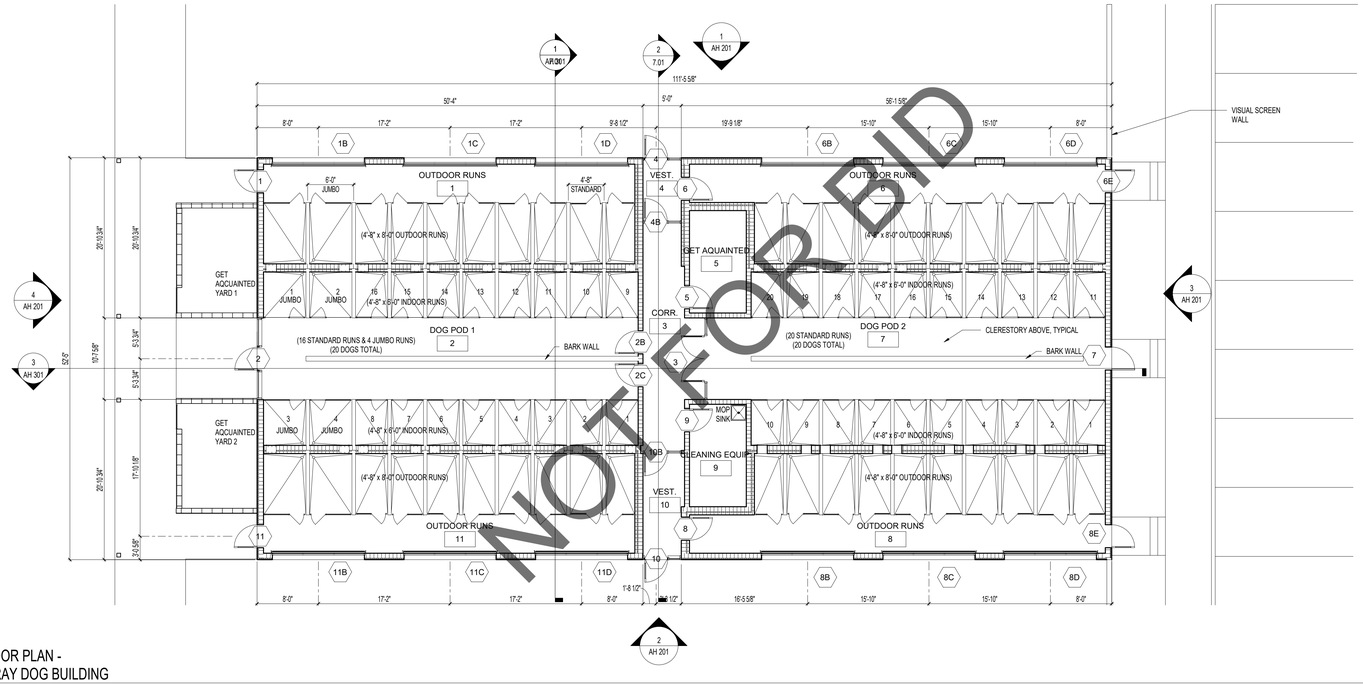

NOT FOR BID

1 FLOOR PLAN - STRAY DOG BUILDING

1/8" = 1'-0"

Z:\PROJECTS\2022 Projects\SB CO Bloomington Animal Care Facility_2200065 RA\Drawings\Schematic Design\San Bernardino_AH_Stray Dog Building_R22_05-25-23.rvt

MILLER

architecture
interiors
planning

"Shelter Planners of America"

1177 Idaho Street, Suite 200
Redlands, CA 92374
Phone: 909-335-7400
Fax: 909-335-7299
info@miller-aip.com

LICENSED ARCHITECT
GARY W. MILLER
No. C14635
REN. 9-30-23
STATE OF CALIFORNIA

owner approval

initials	date	phase

revisions/addenda

#	Date	Comment

ANIMAL CARE CENTER

18313 VALLEY BLVD, BLOOMINGTON, CA 92313

SAN BERNARDINO COUNTY

project information

Project Number:	1227
Drawn By:	Author
Checked By:	MB
Issue Date:	05/08/23

sheet name

STRAY DOG BUILDING FLOOR PLAN

sheet number

AH 101

Sheet Of Sheets

© 2017 Miller Architectural Corporation

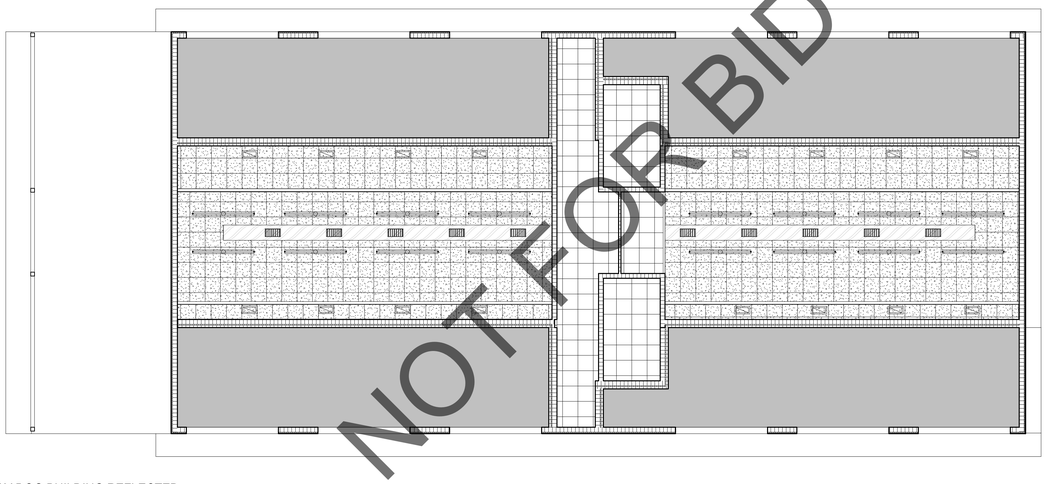

1 STRAY DOG BUILDING REFLECTED CEILING PLAN
1/8" = 1'-0"

MILLER
architecture
interiors
planning

"Shelter Planners of America"

1177 Idaho Street, Suite 200
Redlands, CA 92374
Phone: 909-335-7400
Fax: 909-335-7299
info@miller-aip.com

LICENSED ARCHITECT
GARY W. MILLER
No. C14635
REN. 9-30-21
STATE OF CALIFORNIA

owner approval

initials	date	phase

revisions/addenda

#	Date	Comment

ANIMAL CARE CENTER
18313 VALLEY BLVD, BLOOMINGTON, CA 92313
SAN BERNARDINO COUNTY

project information

Project Number:	1227
Drawn By:	Author
Checked By:	MB
Issue Date:	05/08/23

sheet name

STRAY DOG BUILDING RCP

sheet number

AH 103

Sheet Of Sheets

Z:\PROJECTS\2022 Projects\SB CO Bloomington Animal Care Facility_2200065 RA\Drawings\Schematic Design\San Bernardino_AH_Stray Dog Building_R22_05-25-23.rvt

© 2017 Miller Architectural Corporation

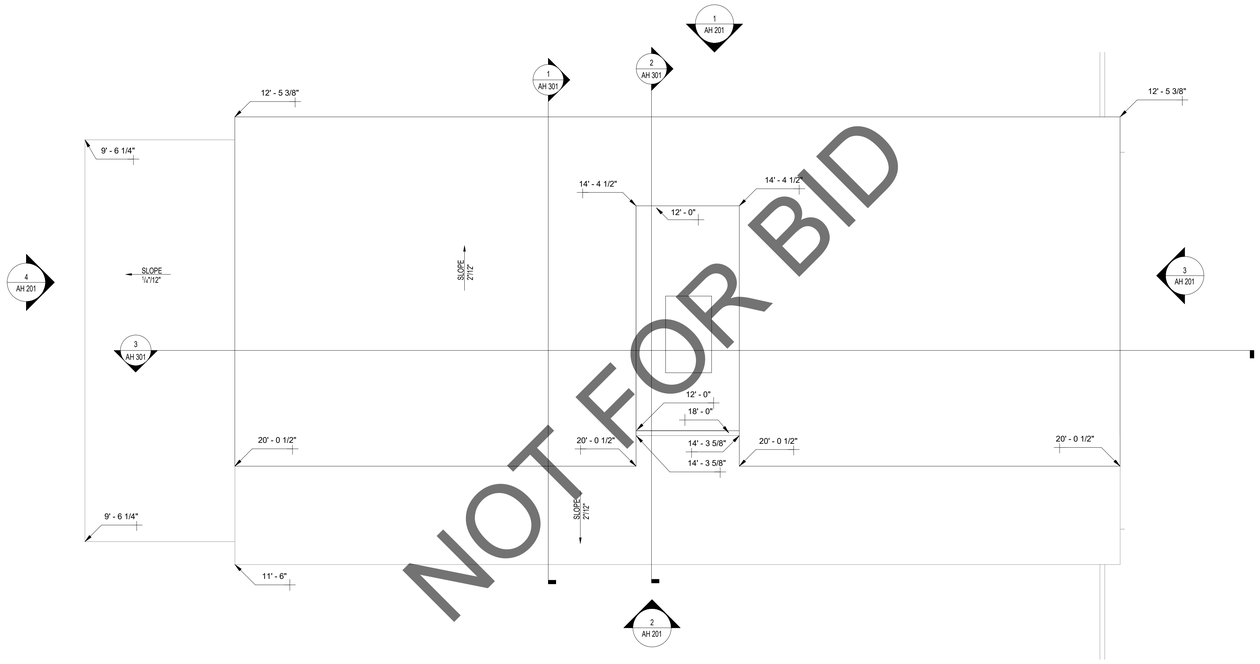

1 STRAY DOG BUILDING 8 ROOF PLAN
1/8" = 1'-0"

NOT FOR BID

Z:\PROJECTS\2022 Projects\SB CO Bloomington Animal Care Facility_2200065 RA\Drawings\Schematic Design\San Bernardino_AH_Stray Dog Building_R22_05-25-23.rvt

MILLER
architecture
interiors
planning

"Shelter Planners of America"

1177 Idaho Street, Suite 200
Redlands, CA 92374
Phone: 909-335-7400
Fax: 909-335-7299
info@miller-aip.com

LICENSED ARCHITECT
GARY W. MILLER
No. C14635
REN. 9-30-23
STATE OF CALIFORNIA

owner approval

initials	date	phase

revisions/addenda

#	Date	Comment

ANIMAL CARE CENTER
18313 VALLEY BLVD, BLOOMINGTON, CA 92313
SAN BERNARDINO COUNTY

project information

Project Number:	1227
Drawn By:	Author
Checked By:	MB
Issue Date:	05/08/23

sheet name

STRAY DOG BUILDING ROOF PLAN

sheet number

AH 105

Sheet Of Sheets

© 2017 Miller Architectural Corporation

1 STRAY DOG BUILDING NORTH ELEVATION
1/8" = 1'-0"

2 STRAY DOG BUILDING SOUTH ELEVATION
1/8" = 1'-0"

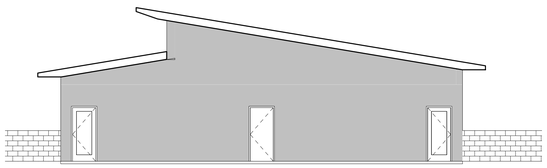

3 STRAY DOG BUILDING EAST ELEVATION
1/8" = 1'-0"

4 STRAY DOG BUILDING WEST ELEVATION
1/8" = 1'-0"

NOT FOR BID

Z:\PROJECTS\2022 Projects\SB CO Bloomington Animal Care Facility_2200065 RA\Drawings\Schematic Design\San Bernardino_AH_Stray Dog Building_R22_05-25-23.rvt

MILLER
architecture
interiors
planning

"Shelter Planners of America"

1177 Idaho Street, Suite 200
Redlands, CA 92374
Phone: 909-335-7400
Fax: 909-335-7299
info@miller-aip.com

LICENSED ARCHITECT
GARY W. MILLER
No. C14635
REN. 9-30-21
STATE OF CALIFORNIA

owner approval

initials	date	phase

revisions/addenda

#	Date	Comment

ANIMAL CARE CENTER
18313 VALLEY BLVD, BLOOMINGTON, CA 92313
SAN BERNARDINO COUNTY

project information

Project Number:	1227
Drawn By:	Author
Checked By:	MB
Issue Date:	05/08/23

sheet name

STRAY DOG BUILDING EXT. ELEV.

sheet number

AH 201

Sheet Of Sheets

© 2017 Miller Architectural Corporation

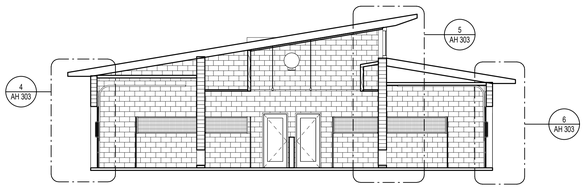

1 STRAY DOG BUILDING E/W SECTION 1
1/8" = 1'-0"

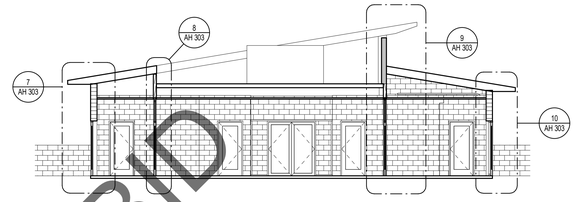

2 STRAY DOG BUILDING E/W SECTION 2
1/8" = 1'-0"

3 STRAY DOG BUILDING N/ S SECTION 3
1/8" = 1'-0"

NOT FOR BID

Z:\PROJECTS\2022 Projects\SB CO Bloomington Animal Care Facility_2200065 RA\Drawings\Schematic Design\San Bernardino_AH_Stray Dog Building_R22_05-25-23.rvt

MILLER
architecture
interiors
planning

"Shelter Planners of America"

1177 Idaho Street, Suite 200
Redlands, CA 92374
Phone: 909-335-7400
Fax: 909-335-7299
info@miller-aip.com

LICENSED ARCHITECT
GARY W. MILLER
No. C14635
REN. 9-30-23
STATE OF CALIFORNIA

owner approval

initials	date	phase

revisions/addenda

#	Date	Comment

ANIMAL CARE CENTER
18313 VALLEY BLVD, BLOOMINGTON, CA 92313
SAN BERNARDINO COUNTY

project information

Project Number:	1227
Drawn By:	Author
Checked By:	MB
Issue Date:	05/08/23

sheet name

STRAY DOG BUILDING SECTIONS

sheet number

AH 301

Sheet Of Sheets

© 2017 Miller Architectural Corporation

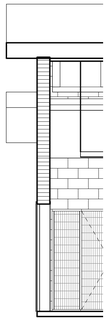

1 STRAY DOG BUILDING N/ S WALL SECTION 1
1/4" = 1'-0"

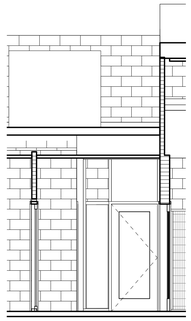

2 STRAY DOG BUILDING N/ S WALL SECTION 2
1/4" = 1'-0"

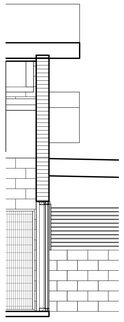

3 STRAY DOG BUILDING N/ S WALL SECTION 3
1/4" = 1'-0"

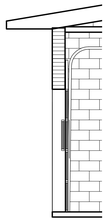

4 STRAY DOG BUILDING E/W WALL SECTION 4
1/4" = 1'-0"

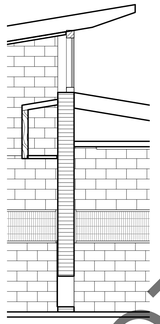

5 STRAY DOG BUILDING E/W WALL SECTION 5
1/4" = 1'-0"

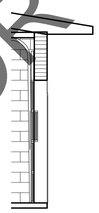

6 STRAY DOG BUILDING E/W WALL SECTION 6
1/4" = 1'-0"

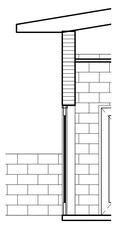

7 STRAY DOG BUILDING E/W WALL SECTION 7
1/4" = 1'-0"



8 STRAY DOG BUILDING E/W WALL SECTION 8
1/4" = 1'-0"

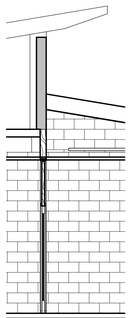

9 STRAY DOG BUILDING E/W WALL SECTION 9
1/4" = 1'-0"

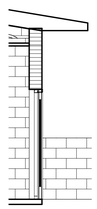

10 STRAY DOG BUILDING E/W WALL SECTION 10
1/4" = 1'-0"

NOT FOR BID

Z:\PROJECTS\2022 Projects\SB CO Bloomington Animal Care Facility_2200065 RA\Drawings\Schematic Design\San Bernardino_AH_Stray Dog Building_R22_05-25-23.rvt

MILLER

architecture
interiors
planning

"Shelter Planners of America"

1177 Idaho Street, Suite 200
Redlands, CA 92374
Phone: 909-335-7400
Fax: 909-335-7299
info@miller-aip.com

LICENSED ARCHITECT
GARY W. MILLER
No. C14635
REN. 9-30-23
STATE OF CALIFORNIA

owner approval

initials	date	phase

revisions/addenda

#	Date	Comment

ANIMAL CARE CENTER
18313 VALLEY BLVD, BLOOMINGTON, CA 92313
SAN BERNARDINO COUNTY

project information

Project Number:	1227
Drawn By:	Author
Checked By:	MB
Issue Date:	05/08/23

sheet name

STRAY DOG BUILDING WALL SECTIONS

sheet number

AH 303

Sheet Of Sheets

© 2017 Miller Architectural Corporation

DOOR SCHEDULE - STANDARD

DOOR NUMBER	DOOR TYPE	DOORS				FRAME			CARD READER	HARDWARE SET	REMARKS
		WIDTH	HEIGHT	MATERIAL	GLASS	ELEV	MATERIAL	GLASS			
7	F2	3' - 0"	7' - 0"	STEEL	YES		STEEL				
3	F25	6' - 0"	7' - 0"	STEEL	NO		STEEL				
11C	F37	12' - 0"	8' - 0"								
11B	F37	12' - 0"	8' - 0"								
11D	F37	12' - 0"	8' - 0"								
1C	F37	12' - 0"	8' - 0"								
1B	F37	12' - 0"	8' - 0"								
1D	F37	12' - 0"	8' - 0"								
8C	F37	12' - 0"	8' - 0"								
8D	F37	12' - 0"	8' - 0"								
6B	F37	12' - 0"	8' - 0"								
6C	F37	12' - 0"	8' - 0"								
6D	F37	12' - 0"	8' - 0"								
6B	F37	12' - 0"	8' - 0"								
5	FG2	3' - 0"	7' - 0"	STEEL	YES		STEEL				
9	FG2	3' - 0"	7' - 0"	STEEL	YES		STEEL				
8	FG2	3' - 0"	7' - 0"	STEEL			STEEL				
6	FG2	3' - 0"	7' - 0"	STEEL			STEEL				
8E	FG2	3' - 0"	7' - 0"	STEEL			STEEL				
6E	FG2	3' - 0"	7' - 0"	STEEL			STEEL				
11	FG2	3' - 0"	7' - 0"	STEEL			STEEL				
1	FG2	3' - 0"	7' - 0"	STEEL			STEEL				
2	FG2	3' - 0"	7' - 0"	STEEL			STEEL				
2B	FG2	3' - 0"	7' - 0"	STEEL			STEEL				
2C	FG2	3' - 0"	7' - 0"	STEEL			STEEL				
10	FG4	3' - 0"	7' - 0"	FBG			FBG				
4	FG4	3' - 0"	7' - 0"	FBG			FBG				
10B	FG4	3' - 0"	7' - 0"	FBG			FBG				
4B	FG4	3' - 0"	7' - 0"	FBG			FBG				

DOOR TYPES SCHEDULE

DOOR TYPE	DOORS				FRAME			REMARKS
	WIDTH	HEIGHT	MATERIAL	GLASS	ELEVATION	MATERIAL	GLASS	
D	<varies>	<varies>						
F2	3' - 0"	7' - 0"	STEEL	YES		STEEL		
F25	6' - 0"	7' - 0"	STEEL	NO		STEEL		
F26	3' - 0"	3' - 0"						
F37	12' - 0"	8' - 0"						
FG2	3' - 0"	7' - 0"	STEEL	<varies>		STEEL		
FG4	3' - 0"	7' - 0"	FBG			FBG		

NOT FOR BID

Z:\PROJECTS\2022 Projects\SB CO Bloomington Animal Care Facility_2200065 RA\Drawings\Schematic Design\San Bernardino_AH_Stray Dog Building_R22_05-25-23.rvt

MILLER
architecture
interiors
planning

"Shelter Planners of America"

1177 Idaho Street, Suite 200
Redlands, CA 92374
Phone: 909-335-7400
Fax: 909-335-7299
info@miller-aip.com

LICENSED ARCHITECT
GARY W. MILLER
No. C14635
REN. 9-30-23
STATE OF CALIFORNIA

owner approval

initials	date	phase

revisions/addenda

#	Date	Comment

ANIMAL CARE CENTER
18313 VALLEY BLVD, BLOOMINGTON, CA 92313
SAN BERNARDINO COUNTY

project information

Project Number:	1227
Drawn By:	Author
Checked By:	MB
Issue Date:	05/08/23

sheet name

STRAY DOG
WIN./ DOOR
SCHEDULES

sheet number

AH 601

Sheet Of Sheets

© 2017 Miller Architectural Corporation

Keynote Legend

Key Value	Keynote Text

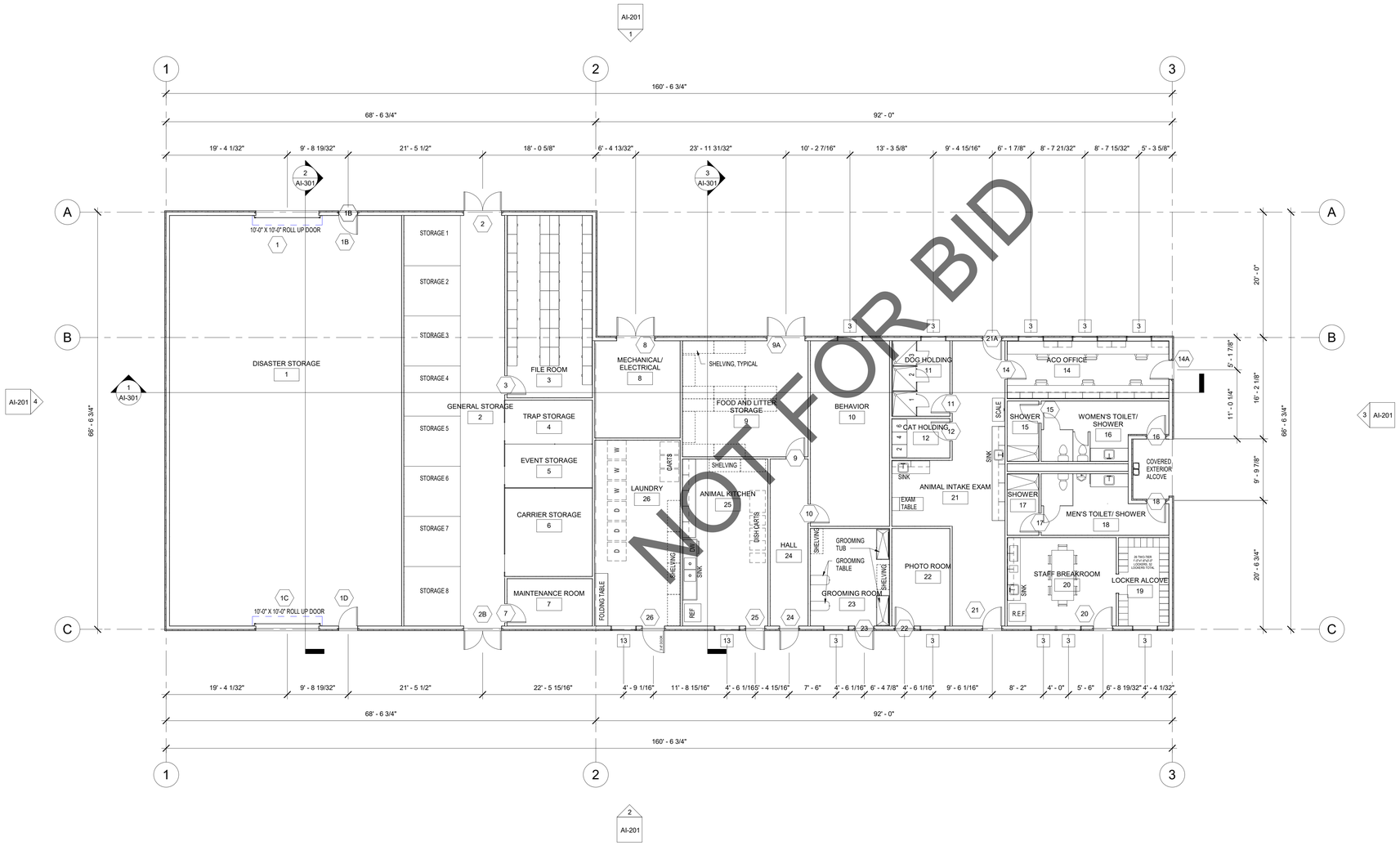

NOT FOR BID

MILLER
architecture
interiors
planning

"Shelter Planners of America"

1177 Idaho Street, Suite 200
Redlands, CA 92374
Phone: 909-335-7400
Fax: 909-335-7299
info@miller-aip.com

LICENSED ARCHITECT
GARY W. MILLER
No. C14635
REN. 9-30-21
STATE OF CALIFORNIA

owner approval

initials	date	phase

revisions/addenda

#	Date	Comment

ANIMAL CARE CENTER

18313 VALLEY BLVD.
BLOOMINGTON, CA 92313

SAN BERNARDINO COUNTY

385 N. Arrowhead Ave., 3rd Floor
San Bernardino, CA 92415

project information

Project Number:	2200065
Drawn By:	Author
Checked By:	MB
Issue Date:	Issue Date

sheet name

FIRST FLOOR PLAN

sheet number

AI-101

Sheet 1 Of Sheets

Z:\PROJECTS\2022 Projects\SB CO Bloomington Animal Care Facility_2200065 RA\Drawings\Schematic Design\San Bernardino_AI_Support Building_R22_5-26-23.rvt

© 2017 Miller Architectural Corporation

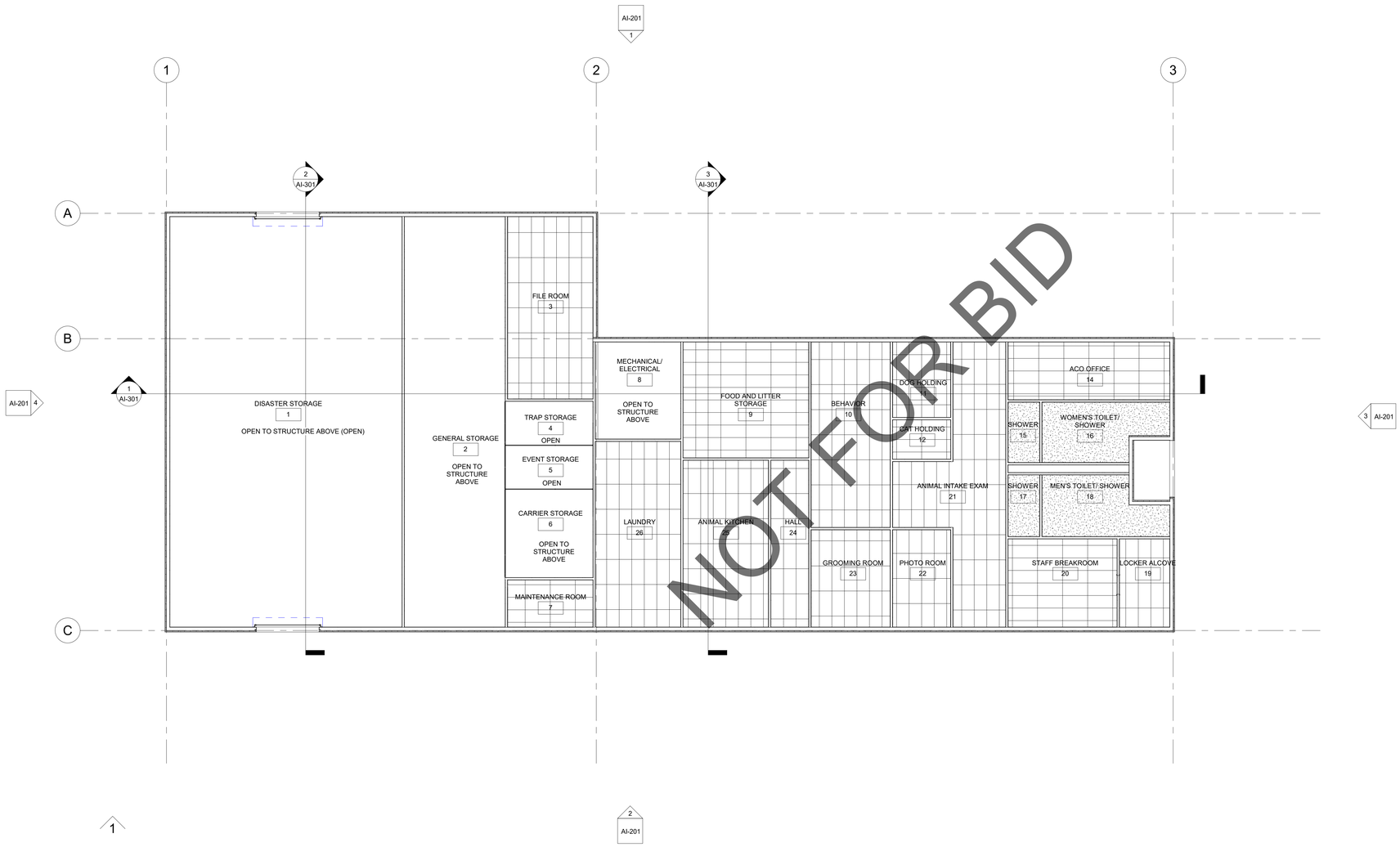

MILLER
architecture
interiors
planning

"Shelter Planners of America"

1177 Idaho Street, Suite 200
Redlands, CA 92374
Phone: 909-335-7400
Fax: 909-335-7299
info@miller-aip.com

LICENSED ARCHITECT
GARY W. MILLER
No. C14635
REN. 9-30-21
STATE OF CALIFORNIA

owner approval

initials	date	phase

revisions/addenda

#	Date	Comment

ANIMAL CARE CENTER
18313 VALLEY BLVD.
BLOOMINGTON, CA 92313

SAN BERNARDINO COUNTY
385 N. Arrowhead Ave., 3rd Floor
San Bernardino, CA 92415

project information

Project Number:	2200065
Drawn By:	Author
Checked By:	MB
Issue Date:	Issue Date

sheet name

FIRST FLOOR REFLECTED CEILING PLAN

sheet number

AI-103

Sheet Of Sheets

Z:\PROJECTS\2022 Projects\SB CO Bloomington Animal Care Facility_2200065.RA\Drawings\Schematic Design\San Bernardino_AI_Support Building_R22_5-26-23.rvt

© 2017 Miller Architectural Corporation



1

MILLER
architecture
interiors
planning

"Shelter Planners of America"

1177 Idaho Street, Suite 200
Redlands, CA 92374
Phone: 909-335-7400
Fax: 909-335-7299
info@miller-aip.com

LICENSED ARCHITECT
GARY W. MILLER
No. C14635
REN. 9-30-21
STATE OF CALIFORNIA

owner approval

initials	date	phase

revisions/addenda

#	Date	Comment

ANIMAL CARE CENTER
18313 VALLEY BLVD.
BLOOMINGTON, CA 92313

SAN BERNARDINO COUNTY
385 N. Arrowhead Ave., 3rd Floor
San Bernardino, CA 92415

project information

Project Number:	2200065
Drawn By:	SP
Checked By:	MB
Issue Date:	Issue Date

sheet name

ROOF PLAN

sheet number

AI-105

Sheet Of Sheets

Z:\PROJECTS\2022 Projects\SB CO Bloomington Animal Care Facility_2200065 RA\Drawings\Schematic Design\San Bernardino_AI_Support Building_R22_5-26-23.rvt

© 2017 Miller Architectural Corporation

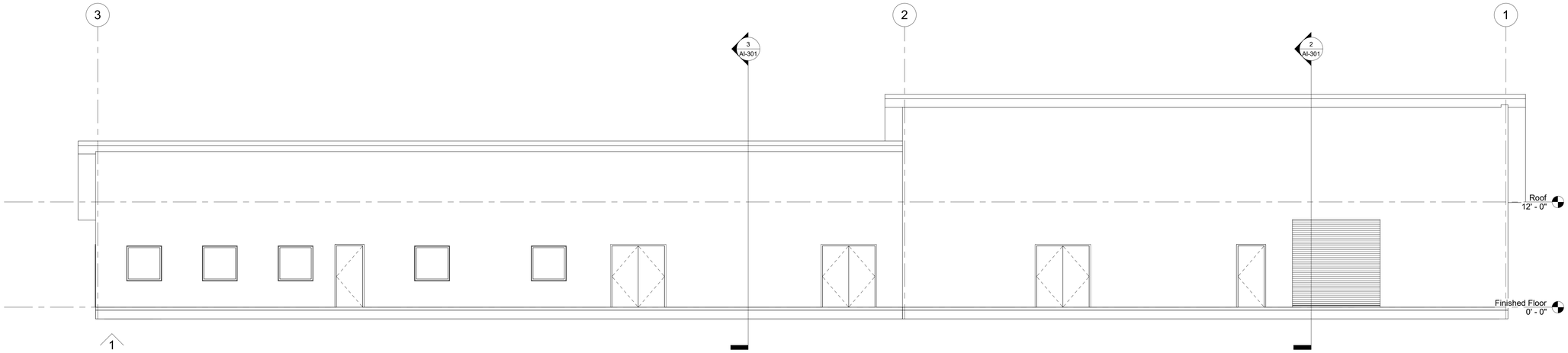

1

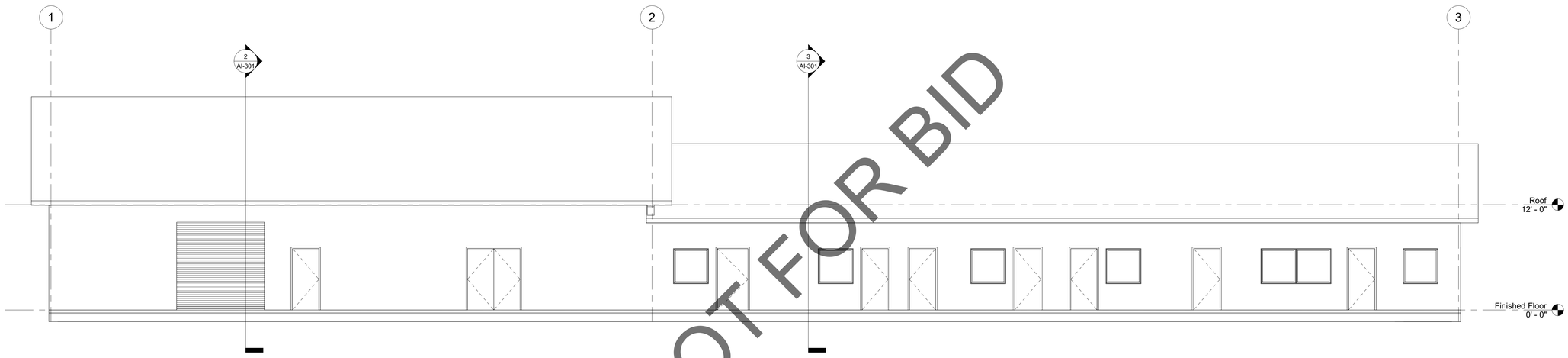

2

NOT FOR BID

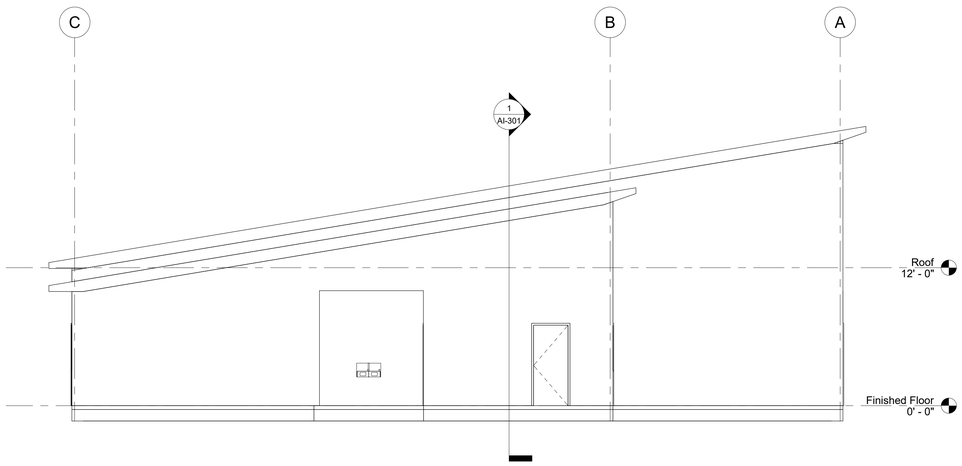

3

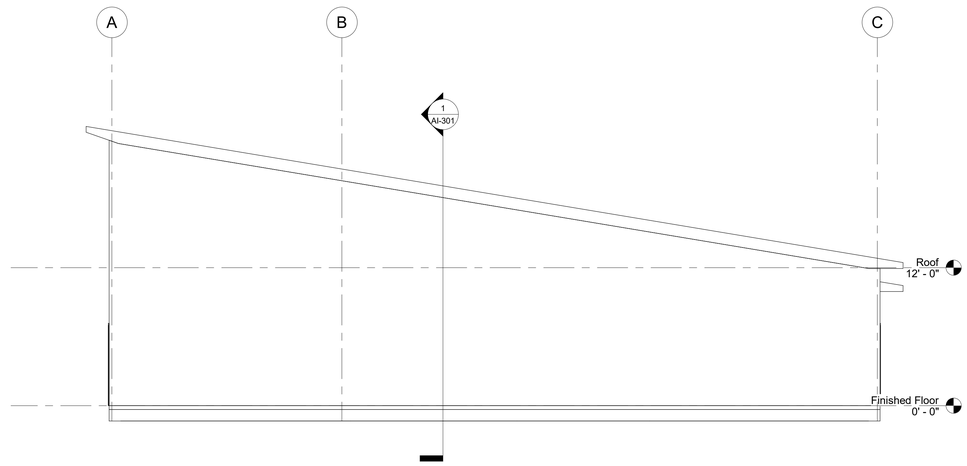

4

MILLER
architecture
interiors
planning

1177 Idaho Street, Suite 200
Redlands, CA 92374
Phone: 909-335-7400
Fax: 909-335-7299
info@miller-aip.com

LICENSED ARCHITECT
GARY W. MILLER
No. C14635
REN. 9-30-19
STATE OF CALIFORNIA

OWNER APPROVAL

INITIALS	DATE	PHASE

REVISIONS/ADDENDA

#	Date	Comment

ANIMAL CARE CENTER

18313 VALLEY BLVD.
BLOOMINGTON, CA 92313

SAN BERNARDINO COUNTY

385 N. Arrowhead Ave., 3rd Floor
San Bernardino, CA 92415

PROJECT INFORMATION

Project Number:	2200065
Drawn By:	Author
Checked By:	GWM
Issue Date:	Issue Date

SHEET NAME

EXTERIOR ELEVATIONS

SHEET NUMBER

AI-201

Sheet Of Sheets

Z:\PROJECTS\2022 Projects\SB CO Bloomington Animal Care Facility 2200065 RA\Drawings\Schematic Design\San Bernardino_AI_Support Building_R22_5-26-23.rvt

© 2017 Miller Architectural Corporation

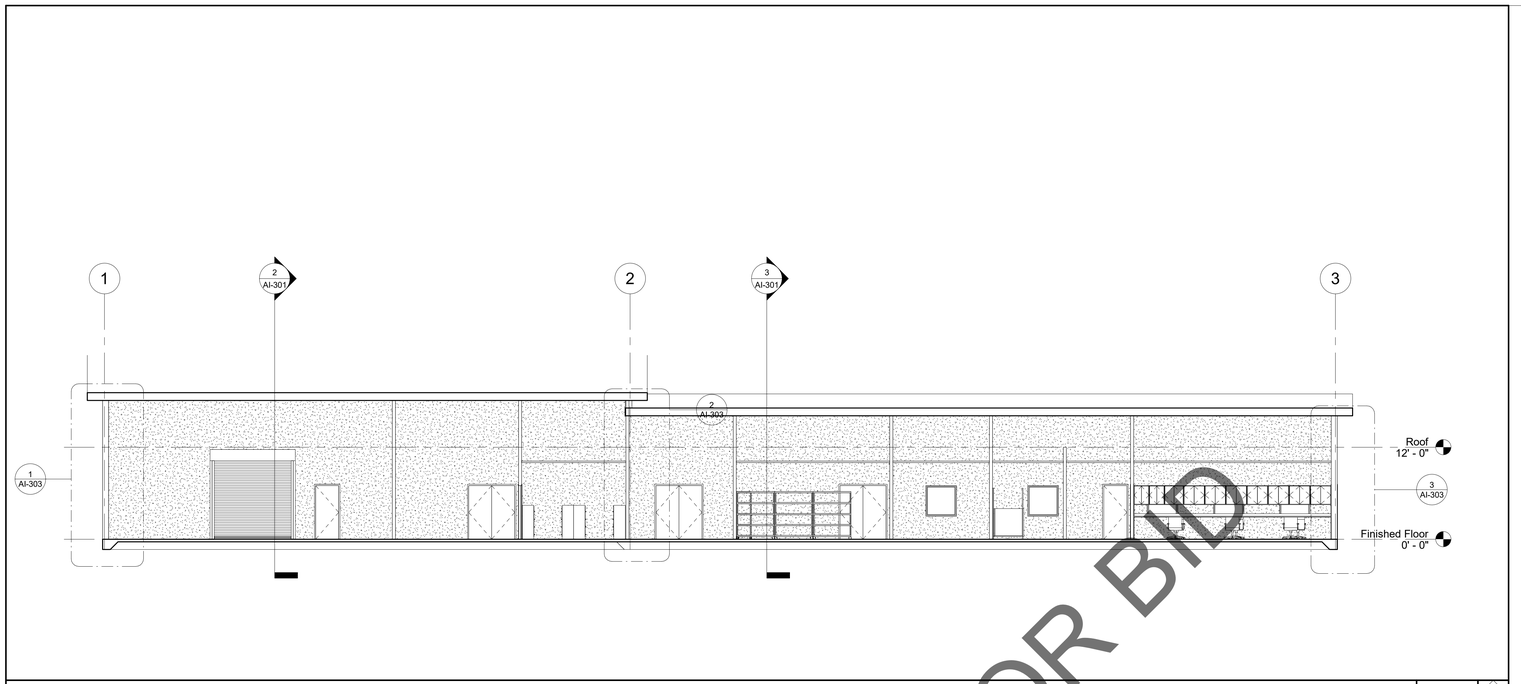

1

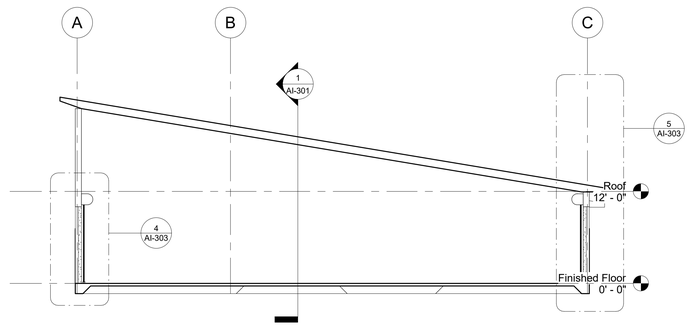

2

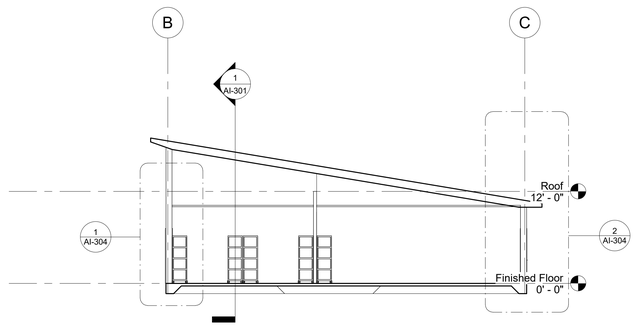

3

NOT FOR BID

Z:\PROJECTS\2022 Projects\SB CO Bloomington Animal Care Facility_2200065 RA\Drawings\Schematic Design\San Bernardino_AI_Support Building_R22_5-26-23.rvt

MILLER
architecture
interiors
planning

1177 Idaho Street, Suite 200
Redlands, CA 92374
Phone: 909-335-7400
Fax: 909-335-7299
info@miller-aip.com

LICENSED ARCHITECT
GARY W. MILLER
No. C14635
REN. 9-30-23
STATE OF CALIFORNIA

OWNER APPROVAL

INITIALS	DATE	PHASE

REVISIONS/ADDENDA

#	Date	Comment

ANIMAL CARE CENTER
18313 VALLEY BLVD.
BLOOMINGTON, CA 92313

SAN BERNARDINO COUNTY
385 N. Arrowhead Ave., 3rd Floor
San Bernardino, CA 92415

PROJECT INFORMATION

Project Number:	2200065
Drawn By:	Author
Checked By:	GWM
Issue Date:	Issue Date

SHEET NAME

BUILDING SECTIONS

SHEET NUMBER

AI-301

Sheet Of Sheets

© 2017 Miller Architectural Corporation

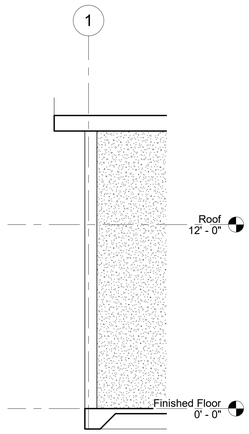

1

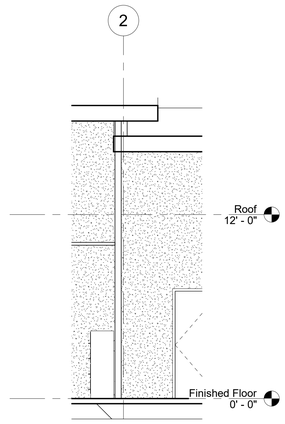

2

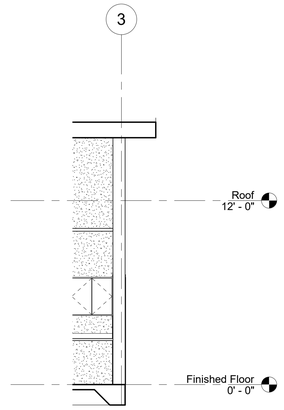

3

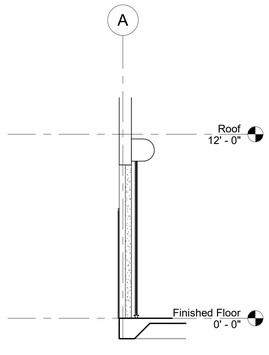

4

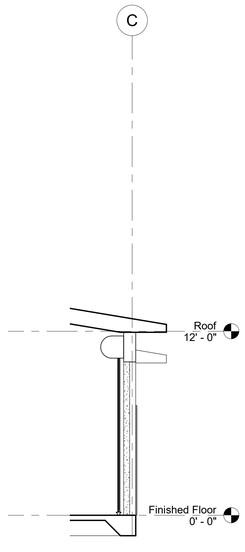

5

NOT FOR BID

Z:\PROJECTS\2022 Projects\SB CO Bloomington Animal Care Facility_2200065 RA\Drawings\Schematic Design\San Bernardino_AI_Support Building_R22_5-26-23.rvt

MILLER
architecture
interiors
planning

1177 Idaho Street, Suite 200
Redlands, CA 92374
Phone: 909-335-7400
Fax: 909-335-7299
info@miller-aip.com

LICENSED ARCHITECT
GARY W. MILLER
No. C14635
REN. 9-30-23
STATE OF CALIFORNIA

OWNER APPROVAL

INITIALS	DATE	PHASE

REVISIONS/ADDENDA

#	Date	Comment

ANIMAL CARE CENTER
18313 VALLEY BLVD.
BLOOMINGTON, CA 92313

SAN BERNARDINO COUNTY
385 N. Arrowhead Ave., 3rd Floor
San Bernardino, CA 92415

PROJECT INFORMATION

Project Number:	2200065
Drawn By:	Author
Checked By:	GWM
Issue Date:	Issue Date

SHEET NAME

WALL SECTIONS

SHEET NUMBER

AI-303

Sheet Of Sheets

© 2017 Miller Architectural Corporation

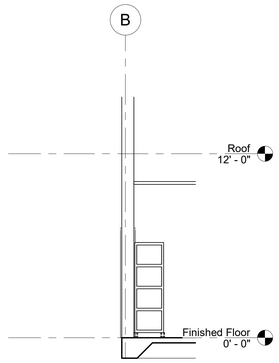

1

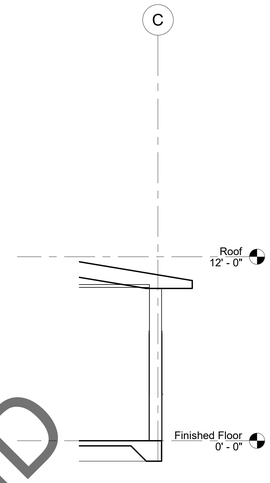

2

NOT FOR BID

Z:\PROJECTS\2022 Projects\SB CO Bloomington Animal Care Facility_2200065 RA\Drawings\Schematic Design\San Bernardino_AI_Support Building_R22_5-26-23.rvt

MILLER
architecture
interiors
planning

1177 Idaho Street, Suite 200
Redlands, CA 92374
Phone: 909-335-7400
Fax: 909-335-7299
info@miller-aip.com

LICENSED ARCHITECT
GARY W. MILLER
No. C14635
REN. 9-30-23
STATE OF CALIFORNIA

OWNER APPROVAL

INITIALS	DATE	PHASE

REVISIONS/ADDENDA

#	Date	Comment

ANIMAL CARE CENTER
18313 VALLEY BLVD.
BLOOMINGTON, CA 92313

SAN BERNARDINO COUNTY
385 N. Arrowhead Ave., 3rd Floor
San Bernardino, CA 92415

PROJECT INFORMATION

Project Number:	2200065
Drawn By:	Author
Checked By:	GWM
Issue Date:	Issue Date

SHEET NAME

WALL SECTIONS

SHEET NUMBER

AI-304

Sheet Of Sheets

© 2017 Miller Architectural Corporation

DOOR SCHEDULE

MARK	ROOM	DOOR TYPE	PAIR OR SINGLE	SIZE		DOOR		DETAIL				FRAME		FIRE RATING	HW GROUP	REMARKS
				WIDTH	HEIGHT	FINISH	MATERIAL	HEAD	JAMB 1	JAMB 2	SILL	FINISH	MATERIAL			
1				10' - 0"	10' - 0"											
1B				3' - 0"	7' - 0"											
1C				10' - 0"	10' - 0"											
1D				3' - 0"	7' - 0"											
2				6' - 0"	7' - 0"											
2B				6' - 0"	7' - 0"											
3				3' - 0"	7' - 0"											
7				3' - 0"	7' - 0"											
8				6' - 0"	7' - 0"											
9				3' - 0"	7' - 0"											
9A				6' - 0"	7' - 0"											
10				3' - 0"	7' - 0"											
11				3' - 0"	7' - 0"											
12				3' - 0"	7' - 0"											
14				3' - 0"	7' - 0"											
14A				3' - 0"	7' - 0"											
15				3' - 0"	7' - 0"											
16				3' - 0"	7' - 0"											
17				3' - 0"	7' - 0"											
18				3' - 0"	7' - 0"											
20				3' - 0"	7' - 0"											
21				3' - 0"	7' - 0"											
21A				3' - 0"	7' - 0"											
22				3' - 0"	7' - 0"											
23				3' - 0"	7' - 0"											
24				3' - 0"	7' - 0"											
25				3' - 0"	7' - 0"											
26				3' - 6"	7' - 0"											
A183				2' - 0"	6' - 8"											
A184				2' - 0"	6' - 8"											
A185				2' - 0"	6' - 8"											
A186				3' - 0"	7' - 0"											

WINDOW SCHEDULE

MARK	WINDOW TYPE	SIZE		GLAZING	FRAME		FIRE RATING	DETAILS				REMARKS
		WIDTH	HEIGHT		MATERIAL	FINISH		HEAD	JAMB 1	JAMB 2	SILL	
3	<varies>	4' - 0"	4' - 0"									
13	<varies>	4' - 0"	4' - 0"									

DOOR GENERAL NOTES:

1. EXIT DOORS SHALL BE OPERABLE FROM THE INSIDE WITHOUT THE USE OF A KEY OR SPECIAL KNOWLEDGE OR EFFORT.
2. GLASS AND GLAZING SHALL COMPLY WITH CBC CHAPTER 24.
3. MAXIMUM EFFORT TO OPERATE DOORS:
   EXTERIOR - 5.0 LBS
   INTERIOR - 5.0 LBS
4. VERIFY ALL DOOR FRAME THROAT SIZES WITH FINISHED WALL THICKNESS PRIOR TO ORDERING FRAMES.
5. ALL HAND ACTIVATED DOOR OPENING HARDWARE AT LATCHING OR LOCKING DOORS ON THE ACCESSIBLE PATH OF TRAVEL SHALL BE OPERABLE WITH SINGLE EFFORT LEVER TYPE HARDWARE, PANIC BARS, PUSH/PULL ACTIVATING BARS OR OTHER HARDWARE DESIGNED TO PROVIDE PASSAGE WITHOUT REQUIRING THE ABILITY TO GRASP THE HARDWARE.
6. MAIN ENTRY DOOR SHALL BE PROVIDED WITH AN INDICATING FLAG LOCK AND REQUIRED DECAL ON HEADER STATING, "THIS DOOR TO REMAIN UNLOCKED WHEN THIS SPACE IS OCCUPIED PER CBC 1010.1.9.3
7. FIRE DOORS SHALL BE LATCHED AN SELF OR AUTOMATIC-CLOSING IN ACCORDANCE WITH SECTION 716.2.6.1.
8. CHUTE INTAKE DOORS SHALL BE POSITIVE LATCHING, REMAINING LATCHED AND CLOSED IN THE EVENT OF LATCH SPRING FAILURE DURING A FIRE EMERGENCY.
9. ALL UNIT NUMBERS TO BE A MIN. OF 4" HIGH INSTALLED ON A CONTRASTING BACKGROUND.

DOOR SCHEDULE LEGEND:

DOOR:

MATERIAL

AL ALUMINUM
WD WOOD
M METAL
G GLASS
V VINYL

FINISH

SCF STAIN & CLEAR FINISH
P PAINT
F FACTORY APPLIED
T TEMPERED GLASS
E EXISTING FINISH

FRAME:

MATERIAL

AL ALUMINUM
HM HOLLOW METAL
M METAL
E EXISTING

FINISH

P PAINT
F FACTORY APPLIED
E EXISTING FINISH

REMARKS:

R1 ACCESSIBILITY SIGN
R2 PANIC DEVICE
R3 CARD READER
R4 METAL KICK PLATES
R5 PANIC DEVICE
R6 SMOKE GASKET
R7 WEATHERSTRIP
R8 CLOSER

WINDOW

GLAZING:

1. TEMPERED GLASS
2. WIRE GLASS
3. DUAL GLAZING
4. SINGLE GLAZING
5. FIRE PROTECTION RATED GLAZING

FRAME

MATERIAL:

AL ALUMINUM
HM HOLLOW METAL
E EXISTING
VL VINYL FRAME MATERIAL

FINISH:

P PAINTED
F FACTORY APPLIED
E EXISTING FINISH

GLAZING NOTES

1. ALL EXTERIOR GLAZING TO COMPLY WITH THE FOLLOWING TITLE 24 REQUIREMENTS:
   A. U-FACTOR: 0.00
   B. SHGC: 0.00
   C. VT: 0.00
2. ALL EXTERIOSOLARBAN 70XL SOLEXIA 1-INCH INSULATED LOW-E VITRO OR EQUAL

STOREFRONT NOTES:

(T) DENOTES TEMPERED GLASS

(10) CUSTOM WINDOW SEE WINDOW SCHEDULE

[1] PRE-MANUFACTURED WINDOWS SEE WINDOW SCHEDULE

NOT FOR BID

Z:\PROJECTS\2022 Projects\SB CO Bloomington Animal Care Facility_2200065 RA\Drawings\Schematic Design\San Bernardino_AI_Support Building_R22_5-26-23.rvt

MILLER
architecture
interiors
planning

1177 Idaho Street, Suite 200
Redlands, CA 92374
Phone: 909-335-7400
Fax: 909-335-7299
info@miller-aip.com

LICENSED ARCHITECT
GARY W. MILLER
No. C14635
REN. 9-30-23
STATE OF CALIFORNIA

OWNER APPROVAL

INITIALS	DATE	PHASE

REVISIONS/ADDENDA

#	Date	Comment

ANIMAL CARE CENTER
18313 VALLEY BLVD.
BLOOMINGTON, CA 92313

SAN BERNARDINO COUNTY
385 N. Arrowhead Ave., 3rd Floor
San Bernardino, CA 92415

PROJECT INFORMATION

Project Number:	2200065
Drawn By:	Author
Checked By:	GWM
Issue Date:	Issue Date

SHEET NAME

DOOR / WINDOW SCHEDULE

SHEET NUMBER

AI-601

Sheet Of Sheets

© 2017 Miller Architectural Corporation

ROOM FINISH SCHEDULE

ROOM NUMBER	ROOM	FLOOR MATERIAL	BASE MATERIAL	WALL FINISH				WAINSCOT FINISH				CEILING HEIGHT	CEILING MATERIAL	REMARKS
				A	B	C	D	A	B	C	D			
1	DISASTER STORAGE											8' - 0"		
23	GROOMING ROOM											8' - 0"		
26	LAUNDRY											8' - 0"		
24	HALL											8' - 0"		
3	FILE ROOM											8' - 0"		
22	PHOTO ROOM											8' - 0"		
20	STAFF BREAKROOM											8' - 0"		
18	MEN'S TOILET/ SHOWER											8' - 0"		
16	WOMEN'S TOILET/ SHOWER											8' - 0"		
14	ACO OFFICE											8' - 0"		
11	DOG HOLDING											8' - 0"		
12	CAT HOLDING											8' - 0"		
10	BEHAVIOR											8' - 0"		
9	FOOD AND LITTER STORAGE											8' - 0"		
8	MECHANICAL/ ELECTRICAL											8' - 0"		
25	ANIMAL KITCHEN											8' - 0"		
2	GENERAL STORAGE											8' - 0"		
21	ANIMAL INTAKE EXAM											8' - 0"		
15	SHOWER											8' - 0"		
17	SHOWER											8' - 0"		
19	LOCKER ALCOVE											8' - 0"		
7	MAINTENANCE ROOM											8' - 0"		
4	TRAP STORAGE											8' - 0"		
5	EVENT STORAGE											8' - 0"		
6	CARRIER STORAGE											8' - 0"		
24	Room											0' - 0"		

NOT FOR BID

Z:\PROJECTS\2022 Projects\SB CO Bloomington Animal Care Facility_2200065 RA\Drawings\Schematic Design\San Bernardino_AI_Support Building_R22_5-26-23.rvt

MILLER
architecture
interiors
planning

1177 Idaho Street, Suite 200
Redlands, CA 92374
Phone: 909-335-7400
Fax: 909-335-7299
info@miller-aip.com

LICENSED ARCHITECT
GARY W. MILLER
No. C14635
REN. 9-30-23
STATE OF CALIFORNIA

OWNER APPROVAL

INITIALS	DATE	PHASE

REVISIONS/ADDENDA

#	Date	Comment

ANIMAL CARE CENTER
18313 VALLEY BLVD.
BLOOMINGTON, CA 92313

SAN BERNARDINO COUNTY
385 N. Arrowhead Ave., 3rd Floor
San Bernardino, CA 92415

PROJECT INFORMATION

Project Number:	2200065
Drawn By:	Author
Checked By:	GWM
Issue Date:	Issue Date

SHEET NAME

FINISH SCHEDULE

SHEET NUMBER

AI-602

Sheet Of Sheets

© 2017 Miller Architectural Corporation

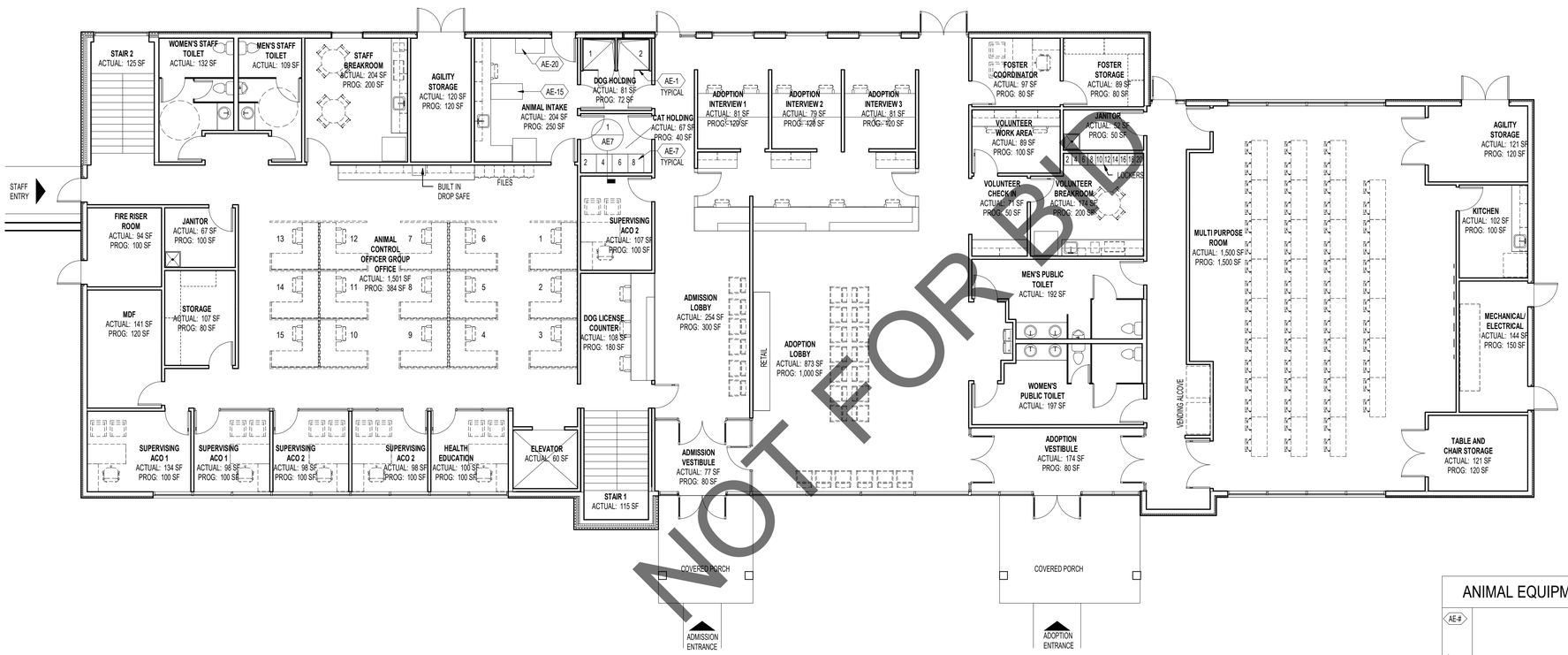

1 ANIMAL EQUIPMENT PLAN - ADMINISTRATION BUILDING FIRST FLOOR

1/8" = 1'-0"

ANIMAL HOUSING TABULATION

CATEGORY	ACTUAL
ADOPTION DOGS	120
STRAY DOGS	40
MEDICAL ISOLATION DOGS	10
MEDICAL OBSERVATION DOGS	20
FOSTER DOGS	10
DOG SUB-TOTAL	200
ADOPTION CATS	38
FREE ROAM CATS	8
STRAY CATS	32
FRACTIOUS CATS	76
MEDICAL ISOLATION CATS	10
STRICT MEDICAL ISOLATION CATS	10
CAT SUB-TOTAL	174
OTHER ANIMALS	42
TOTAL ANIMALS	416

ANIMAL EQUIPMENT LEGEND

AE# EQUIPMENT NUMBER	EQUIPMENT NAME	CONTRACTOR SUPPLIED, CONTRACTOR INSTALLED	OWNER SUPPLIED, CONTRACTOR INSTALLED	OWNER SUPPLIED, OWNER INSTALLED	REMARKS
AE-1	DOG KENNELING	●			2
AE-2	DOG KENNEL GUILLOTINE DOORS	●			
AE-3	INSULATED PET DOOR	●			
AE-4	CAT CAGES	●			
AE-5	DOG MEDICAL HOLDING CAGES	●			
AE-6	CAT MEDICAL HOLDING CAGES	●			
AE-7	INTAKE CAT CAGES	●			
AE-8A	GROOMING TUB (LEFT HAND DRAIN)	●			
AE-8B	GROOMING TUB (RIGHT HAND DRAIN)	●			
AE-9	GROOMING TABLE	●			
AE-10A	OTHER ANIMAL CAGES	●			
AE-10B	OTHER ANIMAL CAGES	●			
AE-11	ANIMAL KITCHEN DISHWASHER - UNDER COUNTER	●			
AE-12	EXAM TABLE	●			
AE-13	SURGERY TABLE	●			1
AE-14	SURGERY LIGHT	●			
AE-15	EXAM TREATMENT TABLE	●			
AE-16A	LEFT HAND TUB TABLE	●			
AE-16B	RIGHT HAND TUB TABLE	●			
AE-17	COUNTERTOP AUTOCLAVE	●			
AE-18	WET DENTAL/TREATMENT LIFT TABLE	●			
AE-19	NARCOTICS SAFE	●			
AE-20	SCALES	●			
AE-21A	ICU CAGES	●			
AE-21B	ICU CAGES	●			
AE-22	CAT PET DOORS	●			
AE-23	CATIO ENCLOSURE PANELS	●			
AE-24	ANESTHESIA MACHINE	●			

NOTES
1. REFER TO DETAIL 8/AE8 FOR LIGHT MOUNTING SUPPORT DETAIL.
2. RUNS LABELED WITH 'CT' MEANS THEY ARE TO RECIEVED CAGE TOPS.

MILLER
architecture
interiors
planning

"Shelter Planners of America"

1177 Idaho Street, Suite 200
Redlands, CA 92374
Phone: 909-335-7400
Fax: 909-335-7299
info@miller-aip.com

LICENSED ARCHITECT
GARY W. MILLER
No. C14635
REN. 9-30-21
STATE OF CALIFORNIA

owner approval

initials	date	phase

revisions/addenda

#	Date	Comment

ANIMAL CARE CENTER
18313 VALLEY BLVD. BLOOMINGTON, CA 92313
SAN BERNARDINO COUNTY

project information

Project Number:	1227
Drawn By:	AE
Checked By:	MB
Issue Date:	05/31/23

sheet name

ANIMAL EQUIPMENT PLAN

sheet number

AE1

Sheet Of Sheets

C:\Users\EVital\Documents\1227 San Bernardino Admin Building_R22_evitalsPSLS.rvt

© 2017 Miller Architectural Corporation

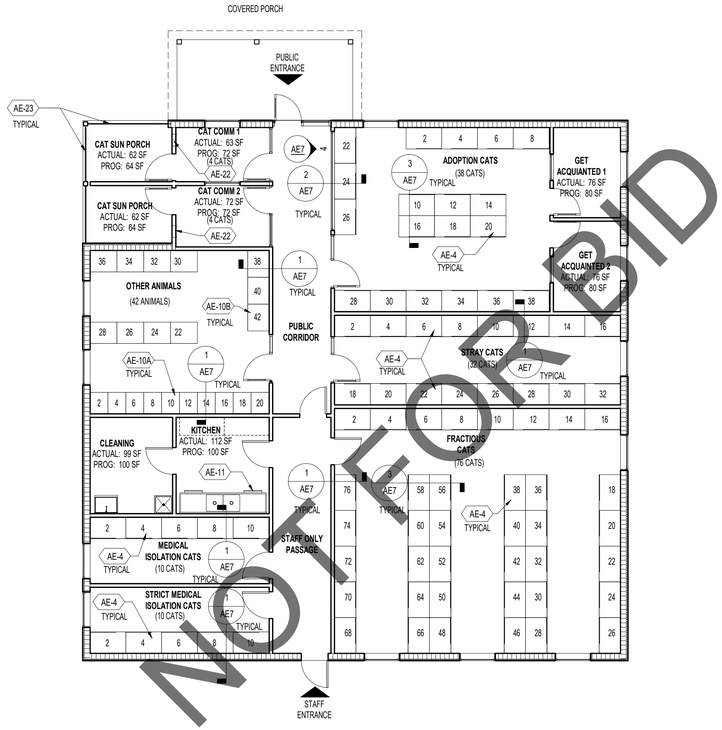

NOT FOR BID

2 ANIMAL EQUIPMENT PLAN - CAT AND OTHER ANIMALS BUILDING
1/8" = 1'-0"

FOR ANIMAL EQUIPMENT LEGEND AND GENERAL NOTES REFER TO SHEET AE1

MILLER
architecture
interiors
planning

"Shelter Planners of America"

1177 Idaho Street, Suite 200
Redlands, CA 92374
Phone: 909-335-7400
Fax: 909-335-7299
info@miller-aip.com

LICENSED ARCHITECT
GARY W. MILLER
No. C14635
REN. 9-30-21
STATE OF CALIFORNIA

owner approval

initials	date	phase

revisions/addenda

#	Date	Comment

ANIMAL CARE CENTER
18313 VALLEY BLVD. BLOOMINGTON, CA 92313
SAN BERNARDINO COUNTY

project information

Project Number:	1227
Drawn By:	AE
Checked By:	MB
Issue Date:	05/31/23

sheet name

ANIMAL EQUIPMENT PLAN

sheet number

AE2

Sheet Of Sheets

C:\Users\EVitali\Documents\1227 San Bernardino_Cat Building_R22_evitaliP5rUS.rvt

© 2017 Miller Architectural Corporation

1 ANIMAL EQUIPMENT PLAN - SUPPORT BUILDING
1/8" = 1'-0"

FOR ANIMAL EQUIPMENT LEGEND AND GENERAL NOTES REFER TO SHEET AE1

C:\Users\EVitali\Documents\1227 San Bernardino_Support Building_R22_evitaliP5US.rvt

MILLER
architecture
interiors
planning

"Shelter Planners of America"®

1177 Idaho Street, Suite 200
Redlands, CA 92374
Phone: 909-335-7400
Fax: 909-335-7299
info@miller-aip.com

LICENSED ARCHITECT
GARY W. MILLER
No. C14635
REN. 9-30-21
STATE OF CALIFORNIA

owner approval

initials	date	phase

revisions/addenda

#	Date	Comment
1	9/13/17	Revision 1

ANIMAL CARE CENTER
18313 VALLEY BLVD. BLOOMINGTON, CA 92313
SAN BERNARDINO COUNTY

project information

Project Number:	1227
Drawn By:	AE
Checked By:	MB
Issue Date:	05/31/23

sheet name

ANIMAL EQUIPMENT PLAN

sheet number

AE3

Sheet Of Sheets

© 2017 Miller Architectural Corporation

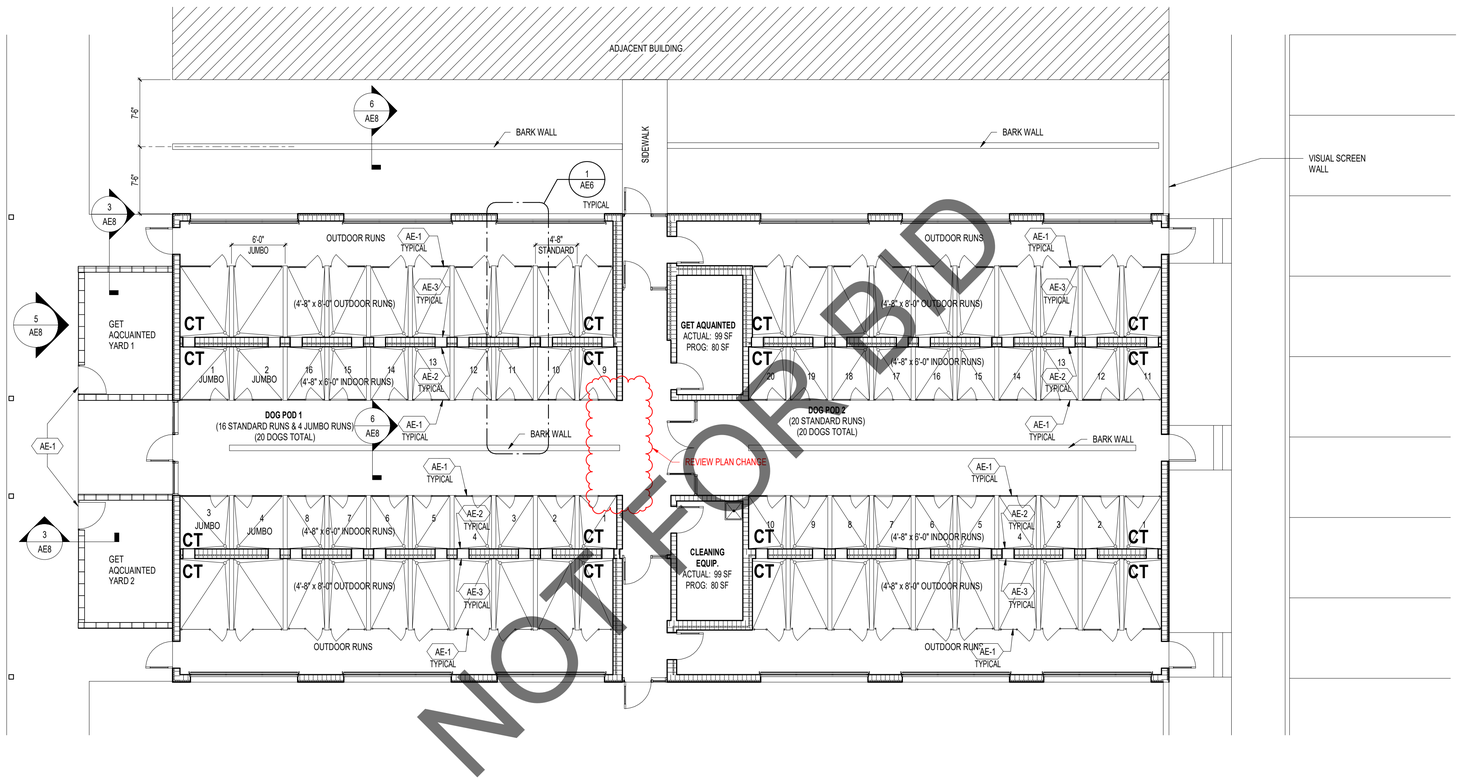

1 ANIMAL EQUIPMENT PLAN - ADOPTION DOG BUILDING 1,2,3 AND STRAY DOG BUILDING

1/8" = 1'-0"

FOR ANIMAL EQUIPMENT LEGEND AND GENERAL NOTES REFER TO SHEET AE1

MILLER
architecture
interiors
planning

"Shelter Planners of America"

1177 Idaho Street, Suite 200
Redlands, CA 92374
Phone: 909-335-7400
Fax: 909-335-7299
info@miller-aip.com

LICENSED ARCHITECT
GARY W. MILLER
No. C14635
REN. 9-30-21
STATE OF CALIFORNIA

owner approval

initials	date	phase

revisions/addenda

#	Date	Comment
1	9/13/17	Revision 1

ANIMAL CARE CENTER
18313 VALLEY BLVD, BLOOMINGTON, CA 92313
SAN BERNARDINO COUNTY

project information

Project Number:	1227
Drawn By:	AE
Checked By:	MB
Issue Date:	05/31/23

sheet name

ANIMAL EQUIPMENT PLAN

sheet number

AE4

Sheet Of Sheets

C:\Users\TKelly\Documents\1227 San Bernardino Adoption Building 1_R22_kelly6FL.BG.rvt

© 2017 Miller Architectural Corporation

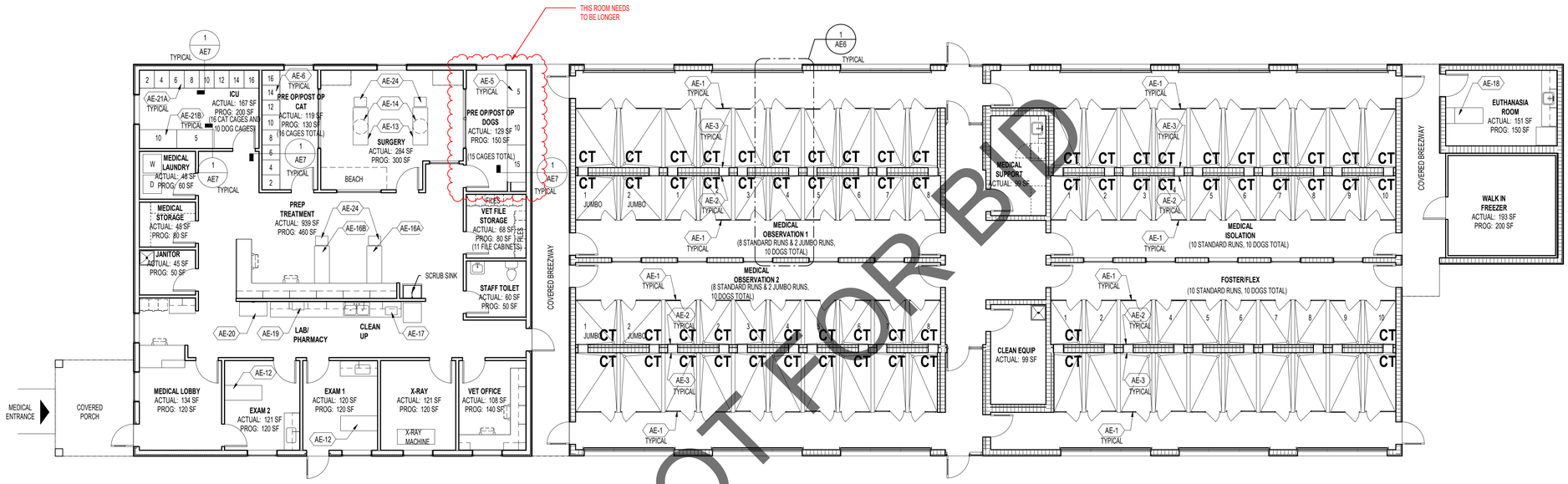

1 ANIMAL EQUIPMENT PLAN - MEDICAL BUILDING
1/8" = 1'-0"

FOR ANIMAL EQUIPMENT LEGEND AND GENERAL NOTES REFER TO SHEET AE1

MILLER
architecture
interiors
planning

"Shelter Planners of America"

1177 Idaho Street, Suite 200
Redlands, CA 92374
Phone: 909-335-7400
Fax: 909-335-7299
info@miller-aip.com

LICENSED ARCHITECT
GARY W. MILLER
No. C14635
REN. 9-30-21
STATE OF CALIFORNIA

owner approval

initials	date	phase

revisions/addenda

#	Date	Comment
1	9/13/17	Revision 1

ANIMAL CARE CENTER
18313 VALLEY BLVD, BLOOMINGTON, CA 92313
SAN BERNARDINO COUNTY

project information

Project Number:	1227
Drawn By:	AE
Checked By:	MB
Issue Date:	05/31/23

sheet name

ANIMAL EQUIPMENT PLAN

sheet number

AE5

Sheet Of Sheets

C:\Users\EVital\Documents\1227 San Bernardino, Medical Clinic and Dog Building_R22_evitalj95US.rvt

© 2017 Miller Architectural Corporation

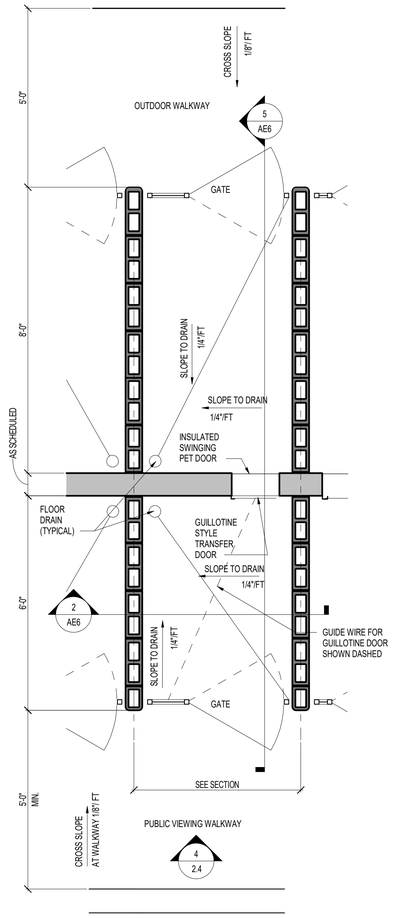

1 ENLARGED FLOOR PLAN AT DOG KENNEL
1/2" = 1'-0"

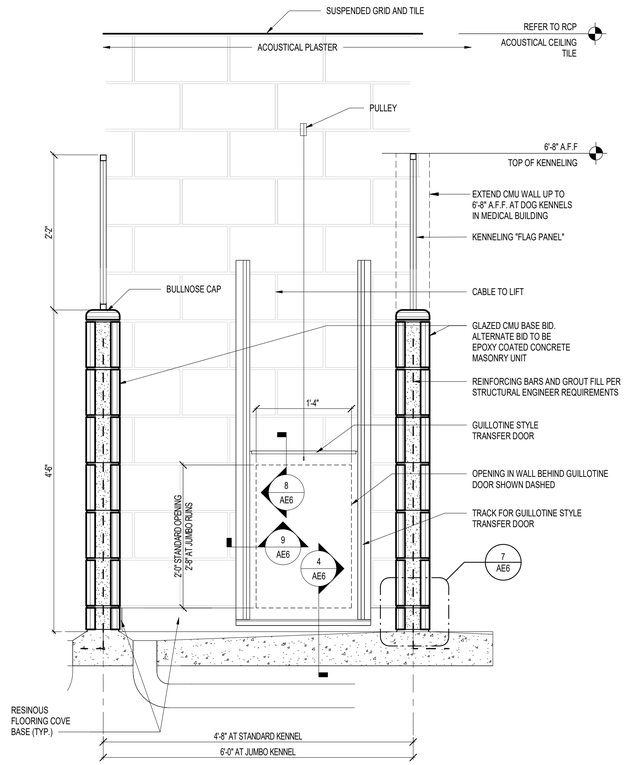

2 SECTION AT DOG KENNEL
1" = 1'-0"



3 ELEVATION AT FRONT OF DOG KENNEL
1" = 1'-0"

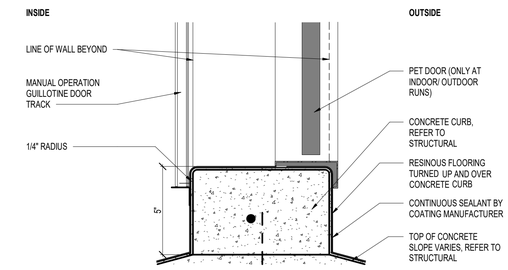

4 SILL DETAIL
3" = 1'-0"

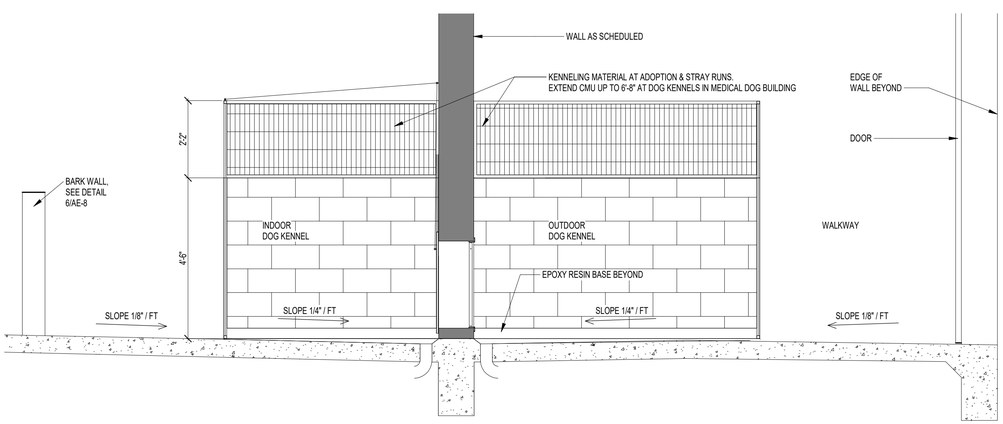

5 SECTION THRU KENNEL
1/2" = 1'-0"

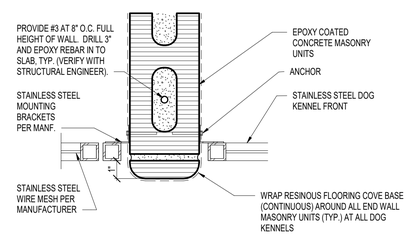

6 DOG KENNEL DETAIL AT MASONRY WALL
3" = 1'-0"

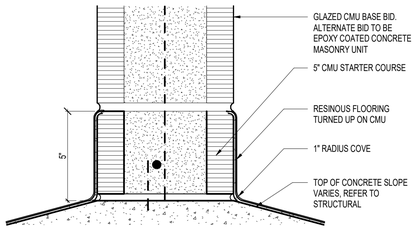

7 BASE OF WALL DETAIL
3" = 1'-0"

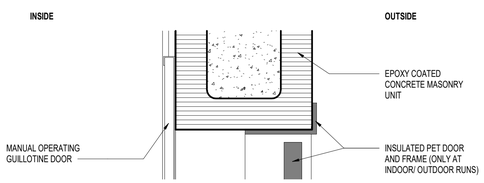

8 DETAIL - HEAD OF TRANSFER OPENING
3" = 1'-0"

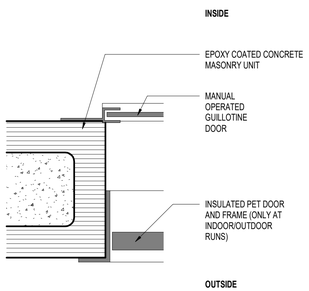

9 JAMB DETAIL
3" = 1'-0"

NOT FOR BID

MILLER
architecture
interiors
planning

"Shelter Planners of America"

1177 Idaho Street, Suite 200
Redlands, CA 92374
Phone: 909-335-7400
Fax: 909-335-7299
info@miller-aip.com

LICENSED ARCHITECT
GARY W. MILLER
No. C14635
REN. 9-30-21
STATE OF CALIFORNIA

owner approval

initials	date	phase

revisions/addenda

#	Date	Comment

ANIMAL CARE CENTER
18313 VALLEY BLVD. BLOOMINGTON, CA 92313
SAN BERNARDINO COUNTY

project information

Project Number:	1227
Drawn By:	AE
Checked By:	MB
Issue Date:	05/31/23

sheet name

ANIMAL EQUIPMENT DETAILS

sheet number

AE6

Sheet Of Sheets

C:\Users\EVista\Documents\1227 San Bernardino Admin Building_R22_evista9P5jUS.rvt

© 2017 Miller Architectural Corporation

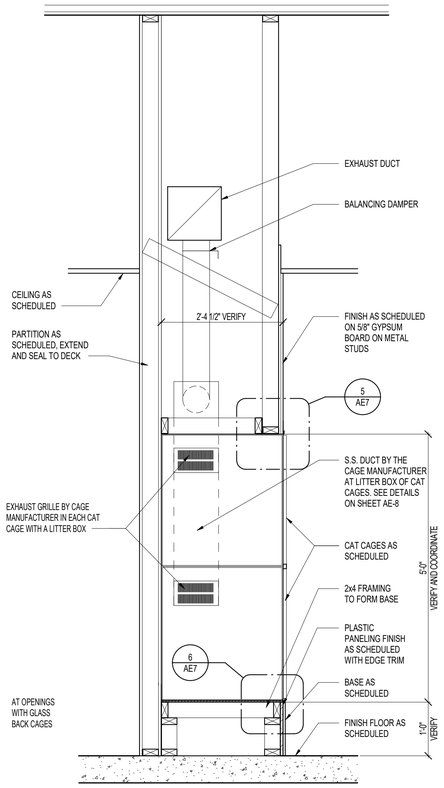

1 SECTION - RECESSED CAGE
3/4" = 1'-0"

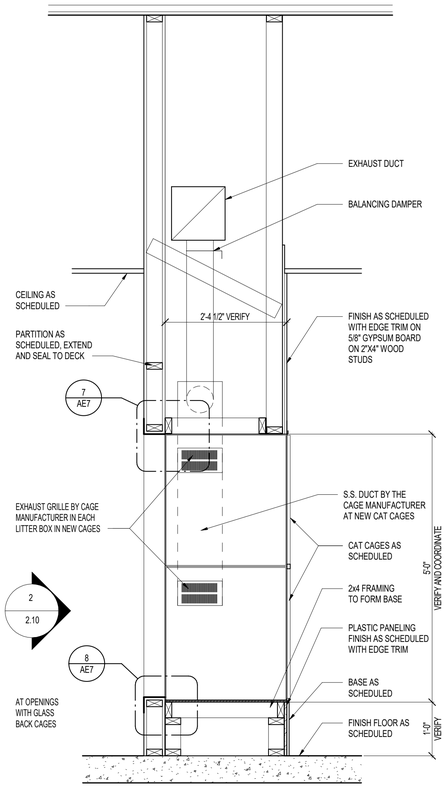

2 SECTION - RECESSED CAGES WITH GLASS BACKS
3/4" = 1'-0"

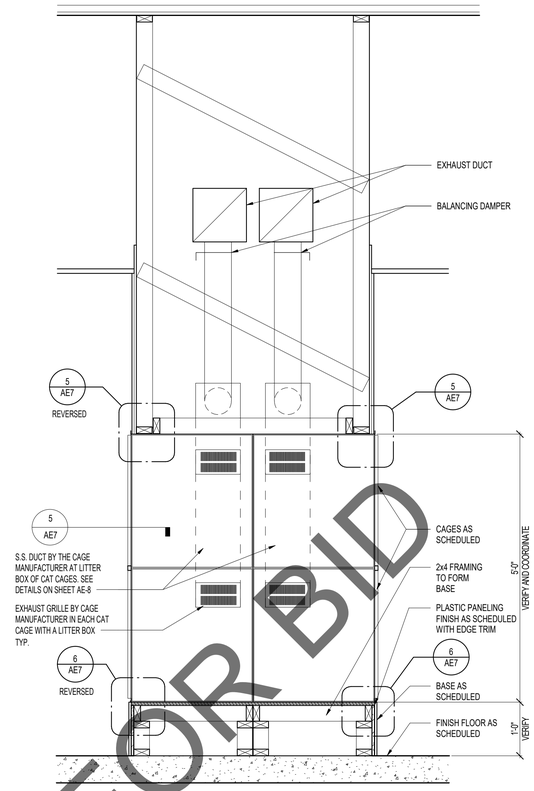

3 SECTION - BACK TO BACK RECESSED CAGES
3/4" = 1'-0"

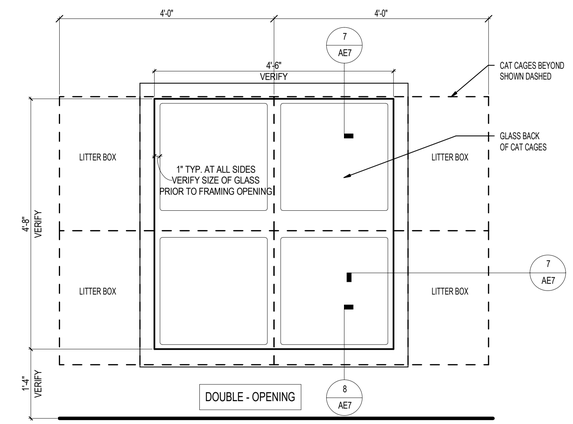

4 ELEVATION - CAT CAGE VIEW WINDOW
3/4" = 1'-0"

NOT FOR BID

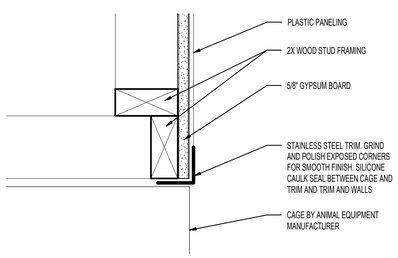

5 CAT CAGE HEAD AND JAMB
3" = 1'-0"

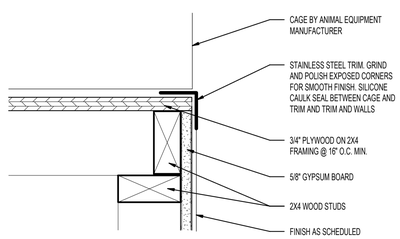

6 CAT CAGE SILL
3" = 1'-0"

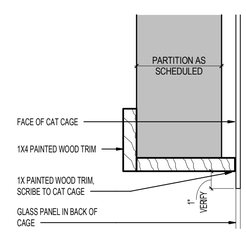

7 CAT CAGE VIEW WINDOW HEAD AND JAMB
3" = 1'-0"

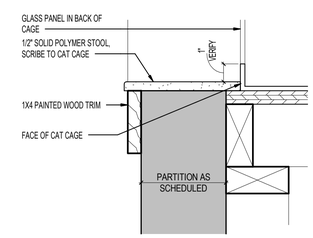

8 CAT CAGE VIEW WINDOW SILL
3" = 1'-0"

MILLER
architecture
interiors
planning

"Shelter Planners of America"

1177 Idaho Street, Suite 200
Redlands, CA 92374
Phone: 909-335-7400
Fax: 909-335-7299
info@miller-aip.com

LICENSED ARCHITECT
GARY W. MILLER
No. C14635
REN. 9-30-21
STATE OF CALIFORNIA

owner approval

initials	date	phase

revisions/addenda

#	Date	Comment

ANIMAL CARE CENTER
18313 VALLEY BLVD. BLOOMINGTON, CA 92313
SAN BERNARDINO COUNTY

project information

Project Number:	1227
Drawn By:	AE
Checked By:	MB
Issue Date:	05/31/23

sheet name

ANIMAL EQUIPMENT DETAILS

sheet number

AE7

Sheet Of Sheets

C:\Users\aescoto\Documents\1227 San Bernardino_Admin Building_R22_aescoto@blsarchitects.com.rvt

© 2017 Miller Architectural Corporation

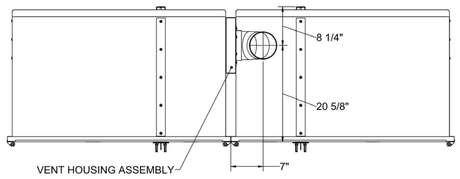

1 SHOR-LINE CAT CAGE VENTILATION DETAIL FOR NEW CAT CAGES
1" = 40'-0"

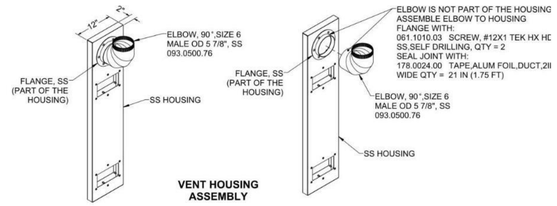

4 SHOR-LINE VENTILATION DETAIL FOR NEW CAT CAGES
1/2" = 1'-0"

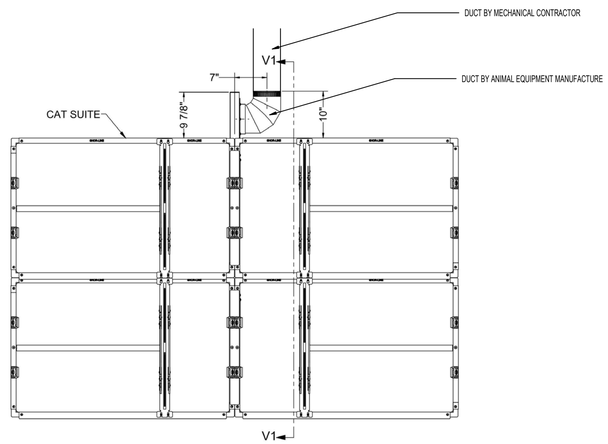

2 SHOR-LINE CAT CAGE VENTILATION DETAIL FOR NEW CAT CAGES
1/8" = 1'-0"

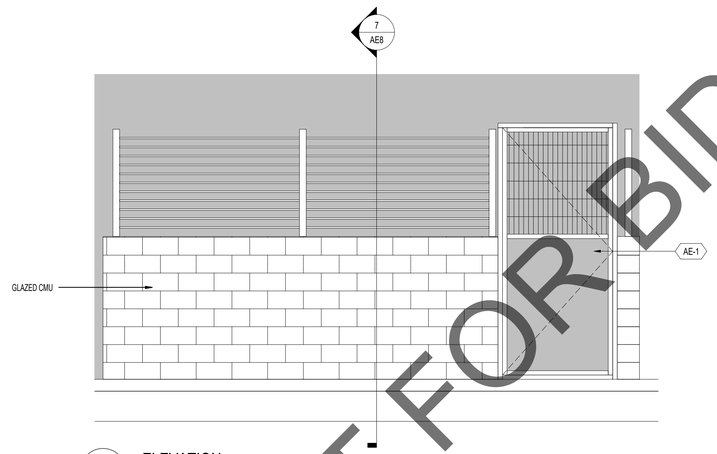

5 ELEVATION
1/2" = 1'-0"

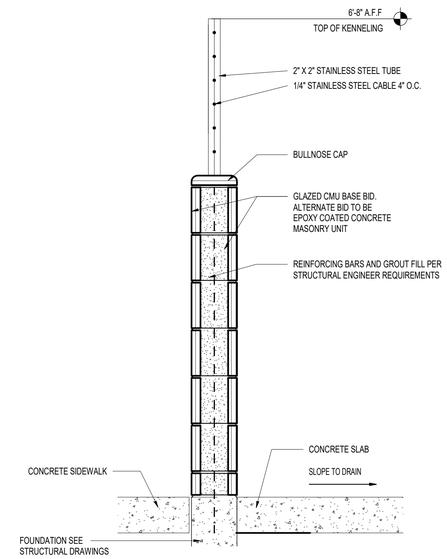

7 DETAIL - GET AQUAINTED YARD ENCLOSURE
1" = 1'-0"

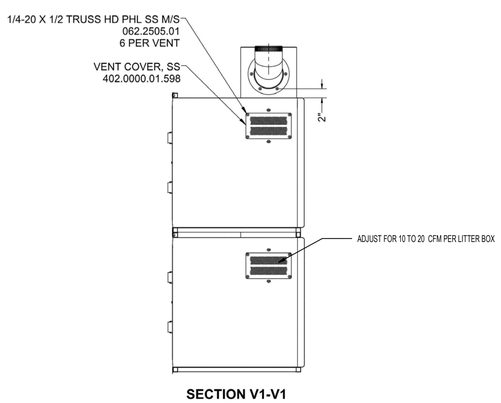

3 SHOR-LINE VENTILATION DETAIL FOR NEW CAT CAGES
1/8" = 1'-0"

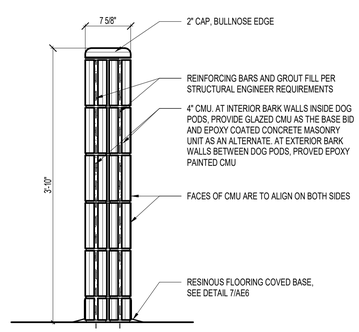

6 DETAIL - BARK WALL
1" = 1'-0"

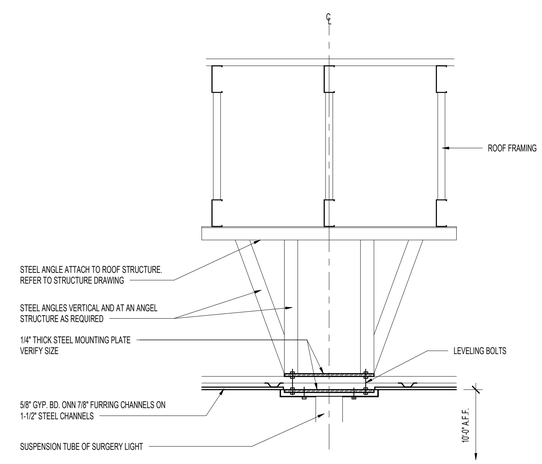

8 SURGERY LIGHT MOUNTING DETAIL
3/4" = 1'-0"

NOT FOR BID

C:\Users\TKelly\Documents\1227 San Bernardino Admin Building_R22_tkelly6FLBG.rvt

MILLER
architecture
interiors
planning

"Shelter Planners of America"

1177 Idaho Street, Suite 200
Redlands, CA 92374
Phone: 909-335-7400
Fax: 909-335-7299
info@miller-aip.com

LICENSED ARCHITECT
GARY W. MILLER
No. C14635
REN. 9-30-21
STATE OF CALIFORNIA

owner approval

initials	date	phase

revisions/addenda

#	Date	Comment

ANIMAL CARE CENTER
18313 VALLEY BLVD. BLOOMINGTON, CA 92313
SAN BERNARDINO COUNTY

project information

Project Number:	1227
Drawn By:	AE
Checked By:	MB
Issue Date:	05/31/23

sheet name

ANIMAL EQUIPMENT DETAILS

sheet number

AE8

Sheet Of Sheets

© 2017 Miller Architectural Corporation

VIEW KEY

NAME — LEVEL NAME; 10'-0" — HEIGHT ABOVE PROJECT 0'-0"

1 — INDICATES NOTE USED TO DESCRIBE ADDITIONAL INFORMATION ABOUT WORK REQUIRED, SPECIFIC TO THE SHEET AND/OR DETAIL

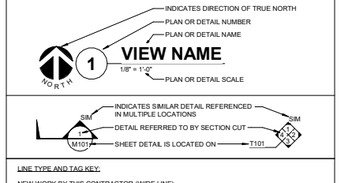

LINE TYPE AND TAG KEY:

NEW WORK BY THIS CONTRACTOR (WIDE LINE)
NEW
EXISTING TO BE REMOVED (SHORT DASHED PATTERN)
NEW UNDERFLOOR OR UNDERGROUND (LONG DASHED PATTERN)

EXISTING TO REMAIN OR WORK BY OTHERS (NARROW LINE)
EXISTING
EXISTING TO BE REMOVED BY OTHERS (SHORT DASHED PATTERN)
EXISTING UNDERFLOOR OR UNDERGROUND (LONG DASHED PATTERN)

HALFTONING DOES NOT MODIFY SCOPE.

'TAG'-E — TAGS WITH DASH 'E' INDICATES THE REFERENCED OBJECT IS EXISTING

TAG — UNDERLINED TAG INDICATES OBJECT IS IN-SCOPE. IF NEW, ADDITIONAL INFORMATION IS AVAILABLE IN A SCHEDULE, MATERIAL LIST, OR SYMBOL LIST

INDICATES AN EXISTING SYSTEM'S POINT OF CONNECTION/REMOVAL

ELECTRICAL SYMBOL LIST

SYMBOL:	TAG:	SPEC SECTION:	DESCRIPTION:
GB	GB	26 05 26	GROUND BUS
IBT	IBT	26 05 26	INTERSYSTEM BONDING TERMINATION
E	ECONN	26 05 33	ELECTRICAL CONNECTION
J	JB	26 05 33	JUNCTION BOX
	FB-# or PT-#	26 27 26	FLOOR BOX or POKE THROUGH
	PANEL '###'	26 24 16	PANELBOARD - RECESS MOUNT
	PANEL '###'	26 24 16	PANELBOARD - SURFACE MOUNT
	TR-#/DTR-#	26 22 00	TRANSFORMER. REFER TO TRANSFORMER SCHEDULE
	BCS-#	26 25 00	BUSS PLUG - COMBINATION STARTER. REFER TO DISC/STA SCHEDULE
	BFP-#	26 25 00	BUSS PLUG - FUSIBLE DISCONNECT. REFER TO DISC/STA SCHEDULE

ELECTRICAL SYMBOL LIST

SYMBOL:	TAG:	SPEC SECTION:	DESCRIPTION:
O	REC-DUP-O	26 27 26	DUPLEX RECEPTACLE CONTROLLED BY OCCUPANCY
	REC-DUP	26 27 26	DUPLEX RECEPTACLE, 125V
	REC-DUP-GFI	26 27 26	DUPLEX GFI RECEPTACLE, 125V
W	REC-DUP-WP	26 27 26	DUPLEX GFI WEATHERPROOF RECEPTACLE 125V
AF	REC-AFGF	26 27 26	REC AFCI, GFCI, TAMPER RESISTANT

ELECTRICAL SYMBOL LIST

SYMBOL:	TAG:	SPEC SECTION:	DESCRIPTION:
S	SW-1P	26 09 33	SWITCH - SINGLE POLE
S_W	SW-1P-WP	26 09 33	SWITCH - WEATHERPROOF
D_D	SW-D-LED	26 09 33	DIMMER - LED
D_O	SW-OD	26 09 33	DIMMER - WALL DIMMER OCCUPANCY SENSOR
LS	SW-LS	26 09 33	DAYLIGHT LEVEL SENSOR
OC $_D$	SW-OC-D	26 09 33	OCCUPANCY SENSOR - DUAL TECHNOLOGY
OC $_D$	SW-OC-D-W	26 09 33	OCCUPANCY SENSOR - DUAL TECHNOLOGY - WALL MOUNTED
OC $_{HA}$	SW-OC-P-HA	26 09 33	OCCUPANCY SENSOR - HIGH BAY AISLE COVERAGE
OC $_{HB}$	SW-OC-P-HB	26 09 33	OCCUPANCY SENSOR - HIGH BAY
S_O	SW-OC-P-O	26 09 33	SWITCH - OCCUPANCY SENSOR WALL SWITCH
TC	TC-#	26 09 33	TIME SWITCH

ELECTRICAL ABBREVIATION KEY

ABBR:	DESCRIPTION:
AFF	ABOVE FINISHED FLOOR
C	CONDUIT
GFI	GROUND FAULT INTERRUPTER
N.C.	NORMALLY CLOSED
NIC	NOT IN CONTRACT
N.O.	NORMALLY OPEN
SV	SOLENOID VALVE
TYP	TYPICAL
UON	UNLESS OTHERWISE NOTED

LUMINAIRE SYMBOL KEY

SYMBOL:	DESCRIPTION:
	NORMAL BRANCH LUMINAIRE
	[CRITICAL] BRANCH LUMINAIRE
	EMERGENCY **[LIFE SAFETY]** BRANCH LUMINAIRE **[UNSWITCHED FOR NIGHT LIGHT, UNLESS NOTED 'SE']**

ELECTRICAL DEMOLITION NOTES:

1. THE ELECTRICAL LIGHTING DRAWINGS INDICATE EXISTING ELECTRICAL ITEMS TO BE REMOVED. THE DRAWINGS ARE INTENDED TO INDICATE THE SCOPE OF WORK REQUIRED AND DO NOT INDICATE EVERY BOX, CONDUIT, OR WIRE THAT MUST BE REMOVED. THE CONTRACTOR SHALL VISIT THE SITE PRIOR TO SUBMITTING A BID AND VERIFY EXISTING CONDITIONS.
2. EQUIPMENT REMOVAL IN CERTAIN LOCATIONS MAY REQUIRE THE INSTALLATION OF A JUNCTION BOX TO RECONNECT CIRCUITS THAT REMAIN IN OPERATION. EXTEND CONDUIT AND WIRING AS REQUIRED TO MAINTAIN POWER TO REMAINING EQUIPMENT.
3. BALLASTS MANUFACTURED PRIOR TO 1980 CONTAIN PCBs AND SHALL BE DISPOSED OF BY A FEDERAL OR STATE E.P.A. APPROVED METHOD AND IN ACCORDANCE WITH SPECIFICATIONS.
4. HID AND FLUORESCENT LAMPS CONTAIN MERCURY AND SHALL BE DISPOSED OF BY A FEDERAL OR STATE E.P.A. APPROVED METHOD AND IN ACCORDANCE WITH SPECIFICATIONS.
5. REUSE EXISTING CONDUIT, CIRCUITS AND LIGHTING CONTROL WHERE POSSIBLE. PROVIDE NEW CONDUIT AND WIRE WHERE SHOWN, MISSING OR REQUIRED TO INSTALL THE NEW LIGHT FIXTURES.
6. WHERE REMOVED EXTERIOR LIGHT FIXTURE IS NOT BEING REPLACED. PROVIDE WATERPROOF GROMMETS, SEALS OR PLUGS TO COVER EXISTING HOLES IN POLES.
7. VERIFY MANUFACTURERS INSTALLATION GUIDELINES WITH EXISTING FIELD CONDITIONS PRIOR TO BIDDING AND ORDERING NEW LIGHT FIXTURES AND INSTALLATION MATERIAL.
8. MATCH EXISTING PAINTED SURFACES. WHERE REPLACED LUMINAIRE DOES NOT FULLY COVER EXISTING JUNCTION BOX OR PAINTED SURFACE. PROVIDE CUSTOM BACK PLATE WHERE NECESSARY TO COVER ANY FIELD CONDITIONS THAT WOULD ALLOW INTRUSION OF WATER AND CAULK WHERE NECESSARY.
9. REFER TO 26.51.00 SPECIFICATIONS FOR COMMISSIONING OF FIXTURES.
10. COORDINATE EXISTING LIGHTING CONTROL AND REPROGRAM PHOTOCELLS AS NECESSARY TO MEET EXISTING CONTROL SEQUENCES. VERIFY WITH OWNER ANY CHANGES.
11. VERIFY WITH EXISTING CONDITIONS PRIOR TO REMOVING ALL FIXTURES WITH A QUARTZ RESTRIKE. IF THE QUARTZ RESTRIKE IS A SEPARATE CIRCUIT, NOTIFY THE ENGINEERING IMMEDIATELY.

TYPICAL NEW CONSTRUCTION:

1. REFER TO (1/ES02) FOR DIRECT BURIAL POLE BASE DETAIL.
2. REFER TO (2/ES02) FOR BOLLARD INSTALLATION DETAIL.
3. REFER TO (3/ES02) FOR EXTERIOR LIGHTING CONTROL DETAIL.
4. COORDINATE LUMINAIRE [F#] IN MECHANICAL ROOMS WITH DUCTWORK, PIPING AND ANY MECHANICAL EQUIPMENT. PROVIDE LUMINAIRE WITH CHAINS OR HANGER KIT WHERE REQUIRED. BOTTOM OF FIXTURE [TO ALIGN WITH BOTTOM OF NEAREST BEAM/TRUSS] [TO BE XX.X' AFF]. COORDINATE MOUNTING PRIOR TO ORDERING LUMINAIRES.
5. THREE-WAY SWITCH CONTROLS LUMINAIRE LOCATED IN THE ELEVATOR SHAFT. REFER TO SHEET (X)XX0 FOR CORRESPONDING SWITCH.
6. COORDINATE ALL LUMINAIRE LOCATIONS WITH STRUCTURAL TRUSS AND BEAMS PRIOR TO ROUGH-IN.
   PROVIDE SEPARATE BRANCH CIRCUIT TO SUPPLY POWER TO THE HOIST WAY PIT LIGHTING. LIGHTING SHALL NOT BE CONNECTED TO THE LOAD SIDE OF ANY GFCI DEVICE. MOUNT PIT LUMINAIRES VERTICALLY 48" FROM TOP OF PIT OR BELOW PIT CEILING. REFER TO ELEVATOR MANUFACTURER FOR EXACT LOCATION. **[REFER TO ELEVATOR DESIGN GUIDE AND LOCAL ADOPTED CODES FOR LIGHTING REQUIREMENTS]**.
7. **[EXTERIOR/INTERIOR]** LUMINAIRES SHALL BE TARGETED AND ADJUSTED BY THE CONTRACTOR UNDER THE OBSERVATION AND IN COMPLIANCE WITH RECOMMENDATIONS OF THE ENGINEER. ALL LABOR AND MATERIAL COSTS MADE NECESSARY BY THIS REQUIREMENT SHALL BE INCLUDED.

TYPICAL NEW CONSTRUCTION:

1. HALF SHADED FIXTURE INDICATE UNSWITCHED LUMINAIRES FOR NIGHT LIGHTING CONNECTED TO PANEL AS NOTE.
2. FULLY SHADED FIXTURES INDICATE EMERGENCY LUMINAIRES THAT ARE TO BE CONNECTED VIA AN EMERGENCY TRANSFER DEVICE (ETD) TO TURN LIGHTS ON UPON LOSS OF POWER. THE THIRD LEG OF THE ETD IS CONNECTED TO THE EMERGENCY LIGHTING PANEL.
3. SITE HAS UNDERGROUND UTILITIES, STEAM, WATER, ELECTRIC AND VAULTS. POLE LOCATIONS HAVE BEEN COORDINATED WITH CIVIL PLANS. CONTRACTOR SHALL FIELD VERIFY ALL UNDERGROUND UTILITIES PRIOR TO INSTALLING ALL LIGHT POLES. HAND EXCAVATE IF NECESSARY, TO ASCERTAIN EXACT LOCATION OF UNDERGROUND UTILITIES PRIOR TO INSTALLING 'ANY' POLE.
4. WHERE LUMINAIRE QUANTITIES OR LAYOUT DIFFER BETWEEN ELECTRICAL LIGHTING PLANS AND ARCHITECTURAL REFLECTED CEILING PLANS. HIGHER QUANTITY SHALL TAKE PRECEDENCE. CONTRACTOR SHALL CONFIRM QUANTITY AND LAYOUT WITH DESIGN TEAM.
5. #B PUSH BUTTON REFERS TO SCENE QUANTITY. COORDINATE NUMBER OF BUTTONS FOR CONTROL STATIONS WITH LIGHTING CONTROL MANUFACTURER. CONTROL SHALL BE CAPABLE OF DIMMING UP/DOWN AND SWITCHING ON/OFF FOR MULTIPLE ZONES AS INDICATED AND PER LIGHTING SEQUENCE OF OPERATIONS.
6. Z## INDICATES ZONING AND REFLECTS A LIGHTING CONTROL GROUP. PROVIDE RELAYS AS REQUIRED TO ALLOW LUMINAIRES WITHIN THE DEFINED ZONE TO FUNCTION TOGETHER DURING NORMAL POWER.

TYPICALLY USED IN ARCHITECTURAL LIGHTING ONLY PROJECT:

ALL ADJUSTABLE LUMINAIRES SHALL BE AIMED BY THE CONTRACTOR UNDER THE OBSERVATION AND DIRECTION OF THE ENGINEER, LIGHTING DESIGNER, AND ARCHITECT. ALL DIMMING LUMINAIRES OR COLOR CHANGING LUMINAIRES CONTROLLED BY A NETWORK SYSTEM FOR SCENE SELECTION SHALL BE OPTIMIZED BY THE CONTRACTOR MANUFACTURER'S TECHNICIAN UNDER THE OBSERVATION AND DIRECTION OF THE ENGINEER, LIGHTING DESIGNER, AND ARCHITECT. OPTIMIZATION SETTINGS AND SECESSIONS SHALL BE COMPLETED BOTH DURING THE DAY AND AFTER SUNSET. ALL AIMING AND OPTIMIZATION SHALL BE APPROVED BY OWNERSHIP. ALLOW FOR ONE ADDITIONAL AIMING AND OPTIMIZATION SECESSION TO RECTIFY ANY CONCERNS BY OWNERSHIP FOR THEIR FINAL APPROVAL. ALL LABOR AND MATERIAL COSTS MADE NECESSARY BY THIS REQUIREMENT SHALL BE INCLUDED. COORDINATE AIMING AND TUNING SECESSIONS WITH THE DESIGN TEAM AND OWNERSHIP AT LEAST 10 DAYS PRIOR TO THE PROPOSED DATE.

TYPICAL REMODEL:

1. ALL LUMINAIRES SHOWN TO BE DEMOLISHED SHALL BE DISPOSED OF IF NOT REQUIRED BY OWNER FOR ATTIC STOCK. CONFIRM WITH OWNER PRIOR TO DISPOSAL IF THE LAMPS, LENS OR SUBSET OF LUMINAIRES SHOULD BE TURNED OVER FOR ATTIC STOCK.
2. REMOVE EXISTING LUMINARES AND WALL SWITCHES WHERE SHOWN. LOCATE AND IDENTIFY ELECTRICAL CIRCUIT SERVING REMOVED LUMINAIRES FOR REUSE WITH NEW DEVICES.
3. COORDINATE HOURS OF ACCESS WITH OWNER.
4. EXISTING EMERGENCY LIGHTING AND EXIT SIGNAGE SHALL REMAIN.
5. REMOVE EXISTING LUMINAIRE AND PREPARE FOR INSTALLATION OF NEW LUMINAIRE IN SAME LOCATION OR NEW LOCATION. REFER TO XX.XXX FOR NEW WORK.
6. MATCH EXISTING FACEPLATE FINISH AND TYPE FOR ALL LOCATIONS WHERE NEW WALL CONTROL DEVICE IS BEING INSTALLED.
7. WHERE WALL SWITCH DEVICE IS REMOVED AND NOT REPLACED. PROVIDE WITH BLANK SWITCH PLATE.
8. EXPOSED 3/4" CONDUIT TO NEW OR EXISTING FIXTURES OR DEVICES IS ACCEPTABLE AS LONG AS IT IS INSTALLED IN A NEAT AND ORDERLY METHOD AND MEETS ADOPTED CODES. COORDINATE NEW RUNS WITH OWNER PRIOR TO INSTALLATIONS.
9. REUSE EXISTING CONDUIT, WIRE, CONTROL AND JUNCTION BOXES. PROVIDE NEW IF REQUIRED TO INSTALL THE NEW LUMINAIRE.
10. PROVIDE (1) UNSWITCHED LEG FROM PANEL SERVING THE EMERGENCY FIXTURES TO THE SENSOR LEG SERVING THE NEW BATTERY BACK UP IN NEW LUMINAIRES.
11. CONNECT NEW LUMINAIRES TO CIRCUIT THAT SERVED PREVIOUSLY REMOVED LUMINAIRE USING (2#12 &1#12) GND IN (3/4") C. EXTEND CONDUIT AND CONDUCTORS AS REQUIRED TO MAKE CONNECTION. CONDUIT IN GOOD CONDITION SHALL BE REUSED IN PLACE.
12. NEW OCCUPANCY SENSORS TO BE INSTALLED IN A MANUAL ON/AUTO OFF CONFIGURATION.
13. REPLACE CEILING TILES WITH LIKE IN AREAS WITH A REDUCTION IN LUMINAIRE. REUSE EXISTING CEILING TILES WHERE APPLICABLE. PROVIDE NEW TO MATCH EXISTING IF REQUIRED. ADJUST AND MOVE AIR RETURN GRILLS AS REQUIRED TO COORDINATE WITH REVISED LUMINAIRE LAYOUT IN AREAS WITH A LAYIN CEILING.
14. COORDINATE LOCATIONS OF NEW LUMINAIRES WITH EXISTING DUCT, PIPING, STRUCTURAL AND CEILING MOUNTED DEVICES.

TYPICAL REMODEL:

1. REMOVE EXISTING LUMINAIRE AND PREPARE FOR EXISTING ELECTRICAL CONNECTION TO BE REUSED FOR NEW LUMINAIRE IN THIS LOCATION.
2. REMOVE EXISTING BULB EYE EMERGENCY LUMINAIRE AND MOUNTING HARDWARE. TURN OVER TO OWNER AND PREPARE TO USE EXISTING EM CIRCUIT WITH UNSWITCHED LEG FOR NEW EM BATTERY BACKED UP LUMINAIRE.
3. REMOVE EXISTING (RECESSED, WALL MOUNT) LUMINAIRE AND PREPARE FOR NEW LUMINAIRE INSTALLATION.
4. REMOVE EXISTING (RECESSED, WALL MOUNT) LUMINAIRE. MAINTAIN CONTINUITY OF EXISTING CIRCUIT TO DOWN STREAM LUMINAIRE. THIS IS AN EMERGENCY CIRCUIT. PREPARE FOR NEW LUMINAIRE INSTALLATION.

ELECTRICAL INSTALLATION NOTES:

1. THE COMPLETE INSTALLATION SHALL BE IN ACCORDANCE WITH THE ADA STANDARDS FOR ACCESSIBLE DESIGN. REFER TO THE ADA GUIDELINES FOR ALL CONFIGURATION DETAILS ON THIS PAGE FOR ADDITIONAL INFORMATION.
2. CIRCUIT NUMBERS ARE SHOWN FOR CIRCUIT IDENTIFICATION. CIRCUITING SHALL AGREE WITH NUMBERING ON THE PANEL PROVIDED. COMMON NEUTRALS MAY NOT BE USED FOR BRANCH CIRCUITS. BALANCE THE LOAD ON PANEL AS EVENLY AS POSSIBLE BETWEEN EACH PHASE.
3. **EMERGENCY, LEGALLY REQUIRED, OPTIONAL STANDBY** BRANCH WIRING FOR FEEDERS AND BRANCH CIRCUITS SHALL BE ROUTED IN SEPARATE RACEWAY, JUNCTION BOXES, PULL BOXES, AND CABINETS. WIRING FOR EACH BRANCH SHALL BE INDEPENDENT FROM OTHER BRANCHES, INCLUDING THE NORMAL BRANCH
4. FLUSH MOUNT ALL LIGHTING CONTROL DEVICES AT +42" FROM FLOOR (CENTERLINE DIMENSION), EXCEPT WHERE OTHERWISE NOTED. DEVICES MAY BE SURFACE MOUNTED WHEN CONDUIT IS SPECIFIED EXPOSED.
5. FLUSH MOUNT ALL DUPLEX RECEPTACLES AND TECHNOLOGY OUTLETS AT +18" FROM FLOOR (CENTERLINE DIMENSION), EXCEPT WHERE OTHERWISE NOTED. RECEPTACLES AND OUTLETS MAY BE SURFACE MOUNTED WHEN CONDUIT IS SPECIFIED EXPOSED. MOUNT EXTERIOR LOCATED RECEPTACLES WITH WHILE-IN-USE COVERS AT +20" FROM FINISHED GRADE (CENTER DIMENSIONS) TO MAINTAIN INSTALLATION ADA COMPLIANCE.
6. ALL MATERIALS USED TO SEAL PENETRATIONS OF FIRE RATED WALLS AND FLOORS SHALL BE TESTED AND CERTIFIED AS A SYSTEM PER ASTM E814 STANDARDS FOR FIRE TESTS OF THROUGH-PENETRATION FIRESTOPS. REFER TO **26 05 03** FOR ADDITIONAL INFORMATION AND REQUIREMENTS SPECIFIC TO FIRESTOPPING.
7. CONNECTION FOR ELECTRIC WATER COOLERS (EWC) SHALL BE A JUNCTION BOX CONCEALED BEHIND WATER COOLER ACCESS PLATE OR BE A GFI RECEPTACLE LOCATED DIRECTLY BELOW AND CENTERED ON EWC. CONTRACTOR SHALL VERIFY TYPE OF EWC TO BE INSTALLED.
8. MOUNT ALL FIRE ALARM PULL STATIONS AT +42" FROM FLOOR (CENTERLINE DIMENSION) EXCEPT WHERE OTHERWISE NOTED.
9. INSTALL ALL WALL MOUNTED FIRE ALARM NOTIFICATION DEVICES AT 90" ABOVE FINISHED FLOOR OR 6" BELOW THE CEILING, WHICHEVER IS LOWER, EXCEPT WHERE OTHERWISE NOTED. HEIGHT SHALL BE MEASURED TO THE TOP OF THE DEVICE.
10. CONTRACTOR SHALL COORDINATE THE LOCATION OF ALL CEILING MOUNTED DEVICES AND EQUIPMENT WITH LUMINAIRES, SPRINKLER, AND CEILING DIFFUSERS. CENTER ALL DEVICES IN CEILING TILE PATTERN. SMOKE DETECTORS AND OCCUPANCY/VACANCY SENSORS SHALL BE LOCATED NO CLOSER THAN 3 FEET TO AN AIR SUPPLY DIFFUSER OR RETURN GRILLE.
11. CONTRACTOR SHALL VERIFY ALL FURNITURE, MODULAR FURNITURE, AND EQUIPMENT LOCATIONS WITH ARCHITECTURAL PLANS, ELEVATIONS, AND REVIEWED SHOP DRAWINGS. PRIOR TO MAKING THE ACTUAL ELECTRICAL INSTALLATION. THIS CONTRACTOR SHALL ADJUST RECEPTACLES, OUTLETS, OR CONNECTION LOCATIONS TO ACCOMMODATE FURNITURE AND/OR EQUIPMENT.
12. ELECTRICAL AND TECHNOLOGY EQUIPMENT SHALL BE MOUNTED TO AVOID IMPEDANCE OF, OPERATION OF, AND/OR ACCESS TO ELECTRICAL AND MECHANICAL EQUIPMENT. ALL MOUNTING OF ELECTRICAL AND TELECOMMUNICATIONS EQUIPMENT, ON EQUIPMENT SUPPLIED BY ANOTHER CONTRACTOR, SHALL BE APPROVED IN ADVANCE BY THE OTHER CONTRACTOR.
13. CONTRACTOR SHALL BE RESPONSIBLE FOR ALL OPENINGS REQUIRED IN WALLS. ALL OPENINGS SHALL BE REPAIRED TO MATCH EXISTING BY A QUALIFIED CONTRACTOR AT THE EXPENSE OF THIS CONTRACTOR. ALL CONDUITS THROUGH WALLS SHALL BE GROUTED OR SEALED INTO OPENINGS.
14. ALL WELDING SHALL BE ACCORDING TO AMERICAN WELDING SOCIETY STANDARDS. CONTRACTOR SHALL FURNISH TO THE ARCHITECT/ENGINEER CERTIFICATES QUALIFYING EACH WELDER, PRIOR TO START OF WORK. THE ARCHITECT/ENGINEER RESERVES THE RIGHT TO REQUIRE QUALIFYING DEMONSTRATION, AT THE CONTRACTOR'S EXPENSE, OF ANY WELDERS ASSIGNED TO THE JOB.
15. EACH CONTRACTOR IS RESPONSIBLE FOR DAMAGE CAUSED BY THEIR ACTIONS TO THE WALLS, FLOORS, CEILINGS, AND ROOFS. THE CONTRACTOR WHOSE WORK CAUSES DAMAGE IS RESPONSIBLE FOR PATCHING TO MATCH ORIGINAL CONSTRUCTION, FIRE RATING, AND FINISH.
16. REFER TO ARCHITECTURAL REFLECTED CEILING PLAN, ELECTRICAL, TECHNOLOGY AUDIO/VISUAL, AND OTHER ELECTRICAL PLANS FOR EXACT LOCATIONS OF ALL CEILING MOUNTED DEVICES, OTHER THAN SPRINKLERS.
17. ELECTRICAL IDENTIFICATION. REFER TO SPECIFICATION SECTION 26 05 53 FOR COLOR/LABEL REQUIREMENTS FOR CONDUIT, BOX, CABLE/WIRE, AND EQUIPMENT.

APPLICABLE CODES AND STANDARDS:

2022 CALIFORNIA BUILDING STANDARDS ADMINISTRATIVE CODE
CALIFORNIA CODE OF REGULATIONS (CCR) TITLE 24, PART 1

2022 CALIFORNIA BUILDING CODE (CBC)
CALIFORNIA CODE OF REGULATIONS TITLE 24, PART 2
(2021 INTERNATIONAL BUILDING CODE (IBC) W/ 2022 CALIFORNIA AMENDMENTS)

2022 CALIFORNIA ELECTRICAL CODE (CEC)
CALIFORNIA CODE OF REGULATIONS (CCR) TITLE 24, PART 3
(2020 NATIONAL ELECTRICAL CODE (NEC) W/ 2022 CALIFORNIA AMENDMENTS)

2022 CALIFORNIA ENERGY CODE
CALIFORNIA CODE OF REGULATIONS (CCR) TITLE 24, PART 6

2022 CALIFORNIA FIRE CODE (CFC)
CALIFORNIA CODES OF REGULATIONS (CRR) TITLE 24, PART 9
(2021 INTERNATIONAL FIRE CODE (IFC) W/ 2022 CALIFORNIA AMENDMENTS)

2022 CALIFORNIA EXISTING BUILDING CODE
CALIFORNIA CODE OF REGULATIONS (CCR) TITLE 24, PART 10
(2021 INTERNATIONAL EXISTING BUILDING CODE (EBC))

2022 CALIFORNIA REFERENCES STANDARDS CODE
CALIFORNIA CODE OF REGULATIONS (CCR) TITLE 24, PART 12

AMERICANS WITH DISABILITIES ACT (ADA)
TITLE II - ACCESSIBILITY GUIDELINES FOR BUILDINGS AND FACILITIES (ADAG)
1990 STATE FIRE MARSHAL REGULATIONS AND AMENDMENTS TO-DATE

CALIFORNIA CODE OF REGULATIONS (CCR) TITLE 24, CALIFORNIA STATE ACCESSIBILITY STANDARDS CALIFORNIA CODE OF REGULATIONS (CCR) TITLE 19

2022 CALIFORNIA GREEN BUILDING STANDARDS CODE (CAL GREEN)
CALIFORNIA CODE OF REGULATIONS (CCR) TITLE 24 PART 11

ELECTRICAL GENERAL NOTES:

1. **(L###)** INDICATES THE LIGHTING SEQUENCE OF OPERATION FOR THE SPACE. REFER TO THE LIGHTING SEQUENCE OF OPERATION MATRIX ON SHEET **E/###**.
2. "NL" INDICATES LUMINAIRE IS UNSWITCHED FOR NIGHT LIGHT.
3. "SE" INDICATES LUMINAIRE IS SWITCHED/CONTROLLED DURING NORMAL OPERATION AND OPERATES FROM **[EMERGENCY BATTERY (EXTEND UNSWITCHED CIRCUIT LEG TO BATTERY)] [EMERGENCY CIRCUIT]** UPON LOSS OF POWER.
4. SHADED LUMINAIRE OR DEVICE INDICATES LUMINAIRE OR DEVICE IS CONNECTED TO AN EMERGENCY CIRCUIT.
5. REFER TO SHEET **E-XXX** FOR LIGHTING CONTROL ONE-LINE DIAGRAM.
6. REFER TO SHEET **E-XXX** FOR LUMINAIRE SCHEDULE.
7. (Z###) INDICATES THE LIGHTING ZONES FOR THE SPACE. PROVIDE SEPARATE CONTROL OF EACH CONTROLLED ZONE. LUMINAIRES ASSOCIATED WITH THE SAME ZONE SHALL OPERATE TOGETHER WITHIN THE SAME PROGRAMMED SCENE. REFER TO SHEET **E-XXX**.
8. (B#) PUSH BUTTON REFERS TO SCENE QUANTITY. CONTROL STATION SHALL BE CAPABLE OF (RAISE/LOWER AND) SWITCHING ON/OFF FOR MULTIPLE SCENES AS INDICATED ON SHEETS AND THE LIGHTING SEQUENCE OF OPERATIONS (L##). COORDINATE QUANTITIES OF BUTTONS FOR CONTROL STATIONS WITH LIGHTING CONTROL MANUFACTURER. REFER TO SHEET **E-XXX**.
9. (L##) DENOTES THE LIGHTING SEQUENCE OF OPERATIONS FOR THIS SPACE. REFER TO SHEET **E-XXX**.
10. VACANCY/OCCUPANCY SENSOR LAYOUT: SENSORS ARE SHOWN ON THE PLANS FOR DESIGN INTENT AND MAY NOT REPRESENT EVERY DEVICE. PROVIDE MANUFACTURER SPECIFIC FLOOR PLAN LAYOUTS SHOWING LOCATION, ORIENTATION, AND COVERAGE AREA OF EACH CONTROL DEVICE, SENSOR, AND CONTROLLER/INTERFACE. AREAS REQUIRING MULTIPLE SENSOR DEVICES FOR APPROPRIATE COVERAGE. SUBMIT SPECIFIC MANUFACTURER-APPROVED SENSOR LAYOUT AS AN OVERLAY DIRECTLY ON THE PROJECT DRAWINGS, EITHER IN PRINT OR APPROVED ELECTRONIC FORM.

LUMINAIRE KEY:

LUMINAIRE — E1 = FIXTURE TAG; 1 = CIRCUIT NUMBER; a = SWITCH DESIGNATION; NL = SUBSCRIPT (IF APPLICABLE); Z = ZONE DESIGNATION

"IF LABEL IS ORIENTED HORIZONTALLY A SLASH WILL SEPARATE THIS INFORMATION. EX: E1 / 1 / a / NL

DEVICE KEY:

DEVICE — A = MOUNTING (IF APPLICABLE); 1 = CIRCUIT NUMBER

"IF LABEL IS ORIENTED HORIZONTALLY A SLASH WILL SEPARATE THIS INFORMATION. EX: A / 1

ELECTRICAL MOUNTING SUBSCRIPT KEY:

A	MOUNT AT +6" TO CENTERLINE ABOVE COUNTER OR BACKSPLASH
C	MOUNT AT CEILING
H	MOUNT ORIENTED HORIZONTALLY
L	MOUNT IN CASEWORK
M	MOUNT IN MODULAR FURNITURE
R	MOUNT IN SURFACE RACEWAY
EWC	ELECTRIC WATER COOLER

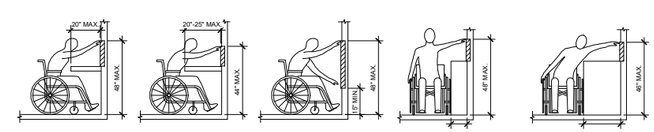

ADA GUIDELINES - FRONT ACCESS

ADA GUIDELINES - SIDE ACCESS

ADA STANDARDS FOR ACCESSIBLE DESIGN

ELECTRICAL SHEET INDEX

E-102	SINGLE LINE DIAGRAM
E-104	LUMINAIRE SCHEDULE
E-105	ELECTRICAL SCHEDULES
E-106	ELECTRICAL SCHEDULES
E-107	ELECTRICAL SCHEDULES
E-109	DISTRIBUTION SCHEDULES
E-100	ELECTRICAL COVERSHEET
E-101	SINGLE LINE DIAGRAM
ES-101	POWER SITE PLAN
ES-102	LIGHTING SITE PLAN
EA-101	ADMINISTRATION BUILDING LIGHTING FIRST FLOOR PLAN
EA-102	ADMINISTRATION BUILDING LIGHTING SECOND FLOOR PLAN
EA-201	ADMINISTRATION BUILDING POWER FIRST FLOOR PLAN
EA-202	ADMINISTRATION BUILDING POWER, SECOND FLOOR PLAN
EA-203	ADMINISTRATION BUILDING POWER ROOF PLAN
EBC-101	MEDICAL CLINIC LIGHTING FLOOR PLAN
EBC-201	MEDICAL CLINIC POWER FLOOR PLAN
EBC-202	MEDICAL CLINIC POWER ROOF PLAN
ED-101	CAT & OTHER ANIMALS BUILDING LIGHTING FLOOR PLAN
ED-201	CAT & OTHER ANIMALS BUILDING POWER FLOOR PLAN
ED-202	CAT & OTHER ANIMALS BUILDING POWER ROOF PLAN
EE-101	ADOPTION DOG BUILDING 1 LIGHTING FLOOR PLAN
EE-201	ADOPTION DOG BUILDING 1 POWER FLOOR PLAN
EE-202	ADOPTION DOG BUILDING 1 POWER ROOF PLAN
EF-101	ADOPTION DOG BUILDING 2 LIGHTING FLOOR PLAN
EF-201	ADOPTION DOG BUILDING 2 POWER FLOOR PLAN
EF-202	ADOPTION DOG BUILDING 2 POWER ROOF PLAN
EG-101	ADOPTION DOG BUILDING 3 LIGHTING FLOOR PLAN
EG-201	ADOPTION DOG BUILDING 3 POWER FLOOR PLAN
EG-202	ADOPTION DOG BUILDING 3 POWER ROOF PLAN
EP-101	STRAY DOG BUILDING LIGHTING FLOOR PLAN
EH-201	STRAY DOG BUILDING POWER FLOOR PLAN
EH-202	STRAY DOG BUILDING POWER ROOF PLAN
EI-101	SUPPORT BUILDING LIGHTING FLOOR PLAN
EI-201	SUPPORT BUILDING POWER FLOOR PLAN
EI-202	SUPPORT BUILDING POWER ROOF PLAN
E-300	DETAILS
GRAND TOTAL: 37	

MILLER
architecture
interiors
planning
"Better Planners of America"
1177 Idaho Street, Suite 200
Redlands, CA 92374
Phone: 909-335-7400
Fax: 909-335-7299
info@miller-aip.com
REGISTERED ARCHITECT GARY W. MILLER No. C14635 Exp. 9-30-23 STATE OF CALIFORNIA

owner approval

initials	date	phase

revisions/addenda

#	Date	Comment

ANIMAL CARE CENTER
18313 VALLEY BLVD, BLOOMINGTON, CA 92313
SAN BERNARDINO COUNTY

project information

Project Number:	1227
Drawn By:	Author
Checked By:	MB
Issue Date:	06/01/23

sheet name

ELECTRICAL COVERSHEET

sheet number

E-100

Sheet Of Sheets

IMEG
401 VIA PIEMONTE
SUITE 400
ONTARIO, CA 91764
P: 909.477.6915 F: 909.477.6916
www.imeg-inc.com

IMEG CORP. RESERVES PROPRIETARY RIGHTS, INCLUDING COPYRIGHTS, TO CONSTRUCTION USE THE DATA SHOWN THEREON. SAID DRAWING AND/OR DATA ARE THE EXCLUSIVE PROPERTY OF IMEG CORP. AND SHALL NOT BE USED OR REPRODUCED F

© 2017 Miller Architectural Corporation

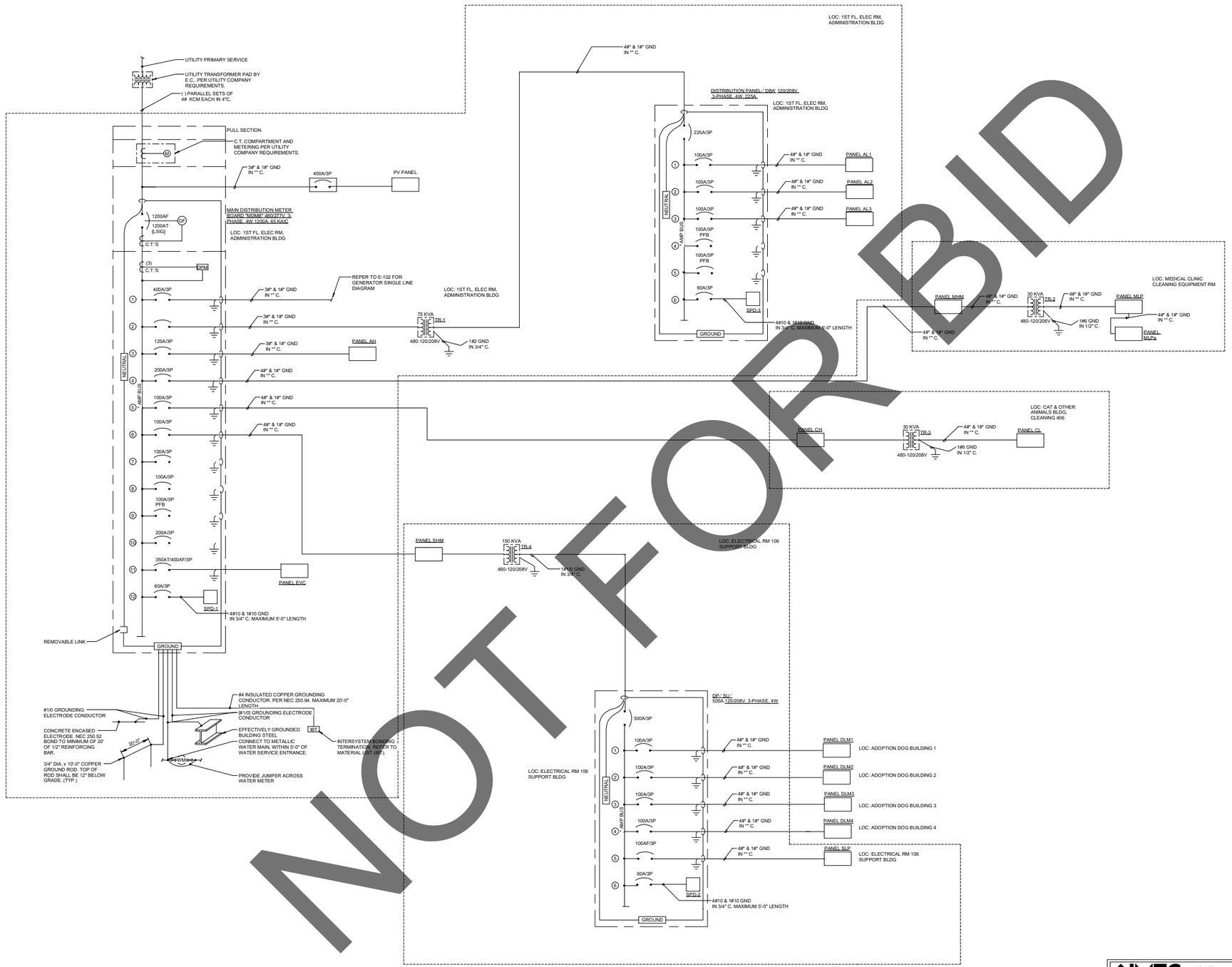

NOT FOR BID

Autodesk Docs://2302/3309.00 - New San Bernardino County Animal Shelter/MEP/E2 2302/3309.00 - New San Bernardino County Animal Shelter_C.rvt

MILLER
architecture
interiors
planning

"Shelter Planners of America"

1177 Idaho Street, Suite 200
Redlands, CA 92374
Phone: 909-335-7400
Fax: 909-335-7299
info@miller-alp.com

LICENSED ARCHITECT
GARY W. MILLER
No. C14635
EXP. REN. 9-30-23
STATE OF CALIFORNIA

owner approval

initials	date	phase

revisions/addenda

#	Date	Comment

ANIMAL CARE CENTER
18313 VALLEY BLVD, BLOOMINGTON, CA 92313
SAN BERNARDINO COUNTY

project information

Project Number:	1227
Drawn By:	Author
Checked By:	MB
Issue Date:	06/01/23

sheet name

SINGLE LINE DIAGRAM

sheet number

E-101

Sheet Of Sheets

IMEG
801 VIA PIEMONTE
SUITE 400
ONTARIO, CA 91764
T: 909.477.8015 F: 909.477.8016
www.imegcorp.com

IMEG CORP. RESERVES PROPRIETARY RIGHTS, INCLUDING COPYRIGHTS, TO THIS DRAWING AND THE DATA SHOWN THEREON. SAID DRAWING AND/OR DATA ARE THE EXCLUSIVE PROPERTY OF IMEG CORP. AND SHALL NOT BE USED OR REPRODUCED FOR ANY OTHER PROJECT WITHOUT THE EXPRESS WRITTEN APPROVAL AND PARTICIPATION OF IMEG CORP. ©2023 IMEG CORP.

REF. SCALE IN INCHES

PROJECT #22027969.00

PRELIMINARY NOT FOR CONSTRUCTION

© 2017 Miller Architectural Corporation

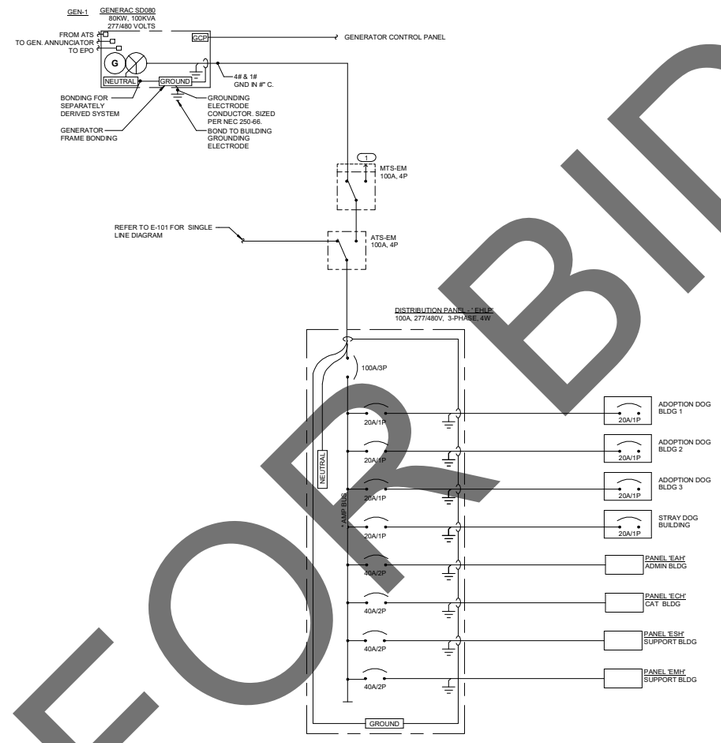

1 **EMERGENCY SYSTEM SINGLE LINE DIAGRAM**
12" = 1'-0"

NOT FOR BID

KEYNOTES: (#)

1. INDICATES MANUAL TRANSFER SWITCH WITH CAM CONNECTION TO PORTABLE GENERATOR.

MILLER
architecture
interiors
planning

"Shelter Planners of America"

1177 Idaho Street, Suite 200
Redlands, CA 92374
Phone: 909-335-7400
Fax: 909-335-7299
info@miller-aip.com

LICENSED ARCHITECT
GARY W. MILLER
No. C14635
Exp.REN. 9-30-23
STATE OF CALIFORNIA

owner approval

initials	date	phase

revisions/addenda

#	Date	Comment

ANIMAL CARE CENTER
18313 VALLEY BLVD, BLOOMINGTON, CA 92313
SAN BERNARDINO COUNTY

project information

Project Number:	1227
Drawn By:	Author
Checked By:	MB
Issue Date:	06/01/23

sheet name

SINGLE LINE DIAGRAM

sheet number

E-102

Sheet Of Sheets

IMEG
www.imeg.com
801 VIA PIEMONTE
SUITE 450
ONTARIO, CA 91764
P: 909.477.5615 F: 909.477.5916

IMEG CORP. RESERVES PROPRIETARY RIGHTS, INCLUDING COPYRIGHTS, TO THIS DRAWING AND THE DATA SHOWN THEREON. SAID DRAWING AND/OR DATA ARE THE EXCLUSIVE PROPERTY OF IMEG CORP. AND SHALL NOT BE USED OR REPRODUCED FOR ANY OTHER PROJECT WITHOUT THE EXPRESS WRITTEN APPROVAL AND PARTICIPATION OF IMEG CORP. ©2023 IMEG CORP.

REF. SCALE IN INCHES

PROJECT #22287969.00

PRELIMINARY NOT FOR CONSTRUCTION

Autodesk Docs://22287969.00 - New San Bernardino County Animal Shelter/MEP/22 - 22287969.00 - New San Bernardino County Animal Shelter_C.rvt

© 2017 Miller Architectural Corporation

LED LUMINAIRE SCHEDULE

(DESC) DOOR:
FA - FLAT ALUMINUM
FS - FLAT STEEL
RA - REGRESSED ALUMINUM
RS - REGRESSED STEEL
FINISH:
PAF - PAINT AFTER FABRICATION
CFSA - COLOR-FINISH SELECTION BY ARCHITECT

DISTRIBUTION:
II - ANSI/IES TYPE 2 DISTRIBUTION
III - ANSI/IES TYPE 3 DISTRIBUTION
IV - ANSI/IES TYPE 4 DISTRIBUTION
V - ANSI/IES TYPE 5 DISTRIBUTION

BEAMWIDTH:
NSP - VERY NARROW SPOT
SP - SPOT
MD - MEDIUM
WD - WIDE
VWD - VERY WIDE
WW - WALL WASH

(L/L) LENS/LOUVER:
A - .125" ACRYLIC
B - BAFFLES/LOUVER
C - CLEAR ALZAK
F - FROSTED ACRYLIC
G - TEMPERED GLASS
K - KSH12 .125" ACRYLIC
K19 - KSH19 .156" ACRYLIC
M - MATTE DIFFUSE CLEAR
N - NONE
P - POLYCARBONATE
R - HIGH IMPACT DR ACRYLIC
SS - SEMI-SPECULAR CLEAR
O - OTHER (SEE DESCRIPTION)
[DESIGN SPECIFIC BLANKS]

(MTG) MOUNTING:
CL - CEILING SURFACE
CV - COVE
FR - FLANGED RECESSED
P - PERIMETER
PL - POLE
RE - RECESSED
SP - SUSPENDED
SU - SURFACE
UC - UNDER CABINET
WL - WALL
O - OTHER (SEE DESCRIPTION)

(WATT) PER: FIX - FIXTURE, FT - FOOT, LAMP

(TYPE) LED
LED - LIGHT EMITTING DIODE
TLED - TUBULAR LED LAMP
OLED - ORGANIC LED
DLED - DYNAMIC TUNABLE LED
RGB - COLOR CHANGING LED
RGBW - COLOR CHANGING + WHITE
RGBA - COLOR CHANGING + AMBER
RLED - RETROFIT LED
WLED - WARM DIM LED

(TYPE) DRIVER:
0-10V - 0-10V DIMMING
DALI - DIGITAL ADDRESSABLE
DMX - DIGITAL MULTIPLEX
EB - ELECTRONIC
ELV - ELECTRONIC LOW VOLTAGE
EM - EMERGENCY BATTERY
HL - HIGH/LOW (100%/50%) STEP DIM
LINE - LINE VOLTAGE DIMMING
ML - MULTI-LEVEL SWITCHING
MV - MULTI-VOLTAGE ELECTRONIC
REM - REMOTE
O - OTHER (SEE DESCRIPTION)

CATALOG NUMBER SHALL NOT BE CONSIDERED COMPLETE AND MATERIAL SHALL NOT BE ORDERED BY MANUFACTURER AND CATALOG NUMBER ONLY. THE COMPLETE DESCRIPTION AND THE SPECIFICATION SHALL BE COORDINATED WITH THE CATALOG NUMBER TO DETERMINE THE EXACT MATERIAL AND ACCESSORIES TO BE ORDERED. THE FIRST MANUFACTURER LISTED IS THE BASIS OF DESIGN.

VERIFY AND COORDINATE ALL CEILING TYPES WITH LUMINAIRE MOUNTING AND TRIM REQUIREMENTS PRIOR TO THE RELEASE OF THE LUMINAIRE ORDER.
CONFIRM ALL COLORS AND FINISHES OF ALL LUMINAIRE COMPONENTS WITH ARCHITECT AND INTERIOR DESIGNER PRIOR TO THE RELEASE OF THE LUMINAIRE ORDER.
UNLESS INDICATED ON LIGHTING PLANS OR BELOW, REFER TO ARCHITECTURAL AND INTERIOR DESIGN ELEVATIONS, SECTIONS AND DETAILS FOR ALL SUSPENDED AND WALL MOUNTED LUMINAIRE MOUNTING HEIGHTS.

REFER TO SPECIFICATION SECTIONS [LED LIGHTING 26 51 19] FOR ADDITIONAL INFORMATION AND REQUIREMENTS.
INTERIOR CORRELATED COLOR TEMPERATURE 3500, 4000/4100 K, COLOR RENDERING INDEX (CRI) AT OR ABOVE [80, 85, 90], UNLESS NOTED OTHERWISE.
EXTERIOR CORRELATED COLOR TEMPERATURE 3500, 4000/4100 K, COLOR RENDERING INDEX (CRI) AT OR ABOVE [80, 85, 90], UNLESS NOTED OTHERWISE.

				DIMENSIONS				WATT			LED			DRIVER		
ITEM	DESCRIPTION	L/L	MTG	L	W	H	DIA.	ANSI WATTS	PER	TYPE	QTY	DELIVERED LUMENS (MIN)	VOLTS	TYPE	MANUFACTURER AND MODEL
	ENCLOSED INDUSTRIAL WITH FIBERGLASS HOUSING, STAINLESS STEEL LATCHES, MOLDED IN PLACE GASKET, PEBBLED LENS, UL LISTED WET LOCATION.	A	CL	4'-0"	7"	5"		0 W	FIX	FL	2	F32T8RS	120 V	LED	GUTH DC4 LITHONIA DMW232 H.E. WILLIAMS 92-4-232OC-A-WET PRUDENTIAL P-5362 METALUX VT2232
A	2x4 STATIC GRID TROFFER			4'-0"	2'-0"	5 77/25 6"		0 W	FIX		0		277 V	LED	
B	2x2 STATIC GRID TROFFER			2'-0"	2'-0"	5 77/25 6"		0 W	FIX		0		120 V	LED	
C	4' LINEAR WALL MOUNTED LED			4'-0"	3"	3"		0 W	FIX		0		120 V	LED	
D	4' LINEAR SUSPENSION LED SYSTEM			<varies>	2"	2"		0 W	FT	LED	1		120 V	LED	
EX#	EXIT LIGHT	O	<varies>	1'-1"	2"	9"		0 W	FIX	LED	1	<varies>	120 V	LED	<varies>
F	2' LINEAR WALL MOUNTED LED			2'-0"	6"	6"		0 W	FIX		0		120 V	LED	
G	2' UNDER CABINET UNIT WITH SOLID FRONT & PRISMATIC LENS, PAINTED STEEL HOUSING. [ROCKER SWITCH]		UC	2'-0"	6"	1 1/2"		0 W	FIX		1		120 V	LED	
I	1X4 PENDANT MOUNTED LED			4'-0"	1'-0"	6"		0 W	FIX		0		120 V	LED	
J	2x4 SURFACE MOUNTED LED		<varies>	<varies>	<varies>	<varies>	<varies>	0 W	FIX		0		120 V	LED	
K	4' LINEAR SUSPENSION LED SYSTEM			<varies>	<varies>	<varies>		<varies>	<varies>	<varies>	<varies>		120 V	LED	
L	10' SQUARE DOWN LIGHT	CL	RE	10"	10"	0"		0 W	FIX	FL	1	CFTR26W/GX2 4Q-3	120 V	EB MV	
W	WALL PACK LUMINAIRE, PRISMATIC GLASS LENS, ALUMINUM HOUSING, POWDER COAT FINISH, GASKETED, [CUSTOM] COLOR SELECTION BY ARCHITECT FROM STANDARD COLORS, LISTED WET LOCATION.	G	WL	1'-4"	10"	10 1/2"		0 W	FIX	MH	1	MH70/E17	120 V	LED	LUMARK MHWL-70W-277V LITHONIA DAY-BRITE

NOT FOR BID

Autodesk Docs://20207989-00_New San Bernardino County Animal Shelter/MEP72_22007989.00_New San Bernardino County Animal Shelter_Cx.rvt

IMEG
801 VIA PIEMONTE
SUITE 100
ONTARIO, CA 91764
P: 909.477.6915 F: 909.477.6916
www.imegcorp.com

IMEG CORP. RESERVES PROPRIETARY RIGHTS, INCLUDING COPYRIGHTS, TO THIS DRAWING AND THE DATA SHOWN THEREON. SAID DRAWING AND/OR DATA ARE THE EXCLUSIVE PROPERTY OF IMEG CORP. AND SHALL NOT BE REPRODUCED IN WHOLE OR IN PART WITHOUT WITHOUT THE EXPRESS WRITTEN APPROVAL AND PARTICIPATION OF IMEG CORP. ©2023 IMEG CORP.

REF. SCALE IN INCHES — PROJECT #22007989-00

PRELIMINARY NOT FOR CONSTRUCTION

MILLER
architecture
interiors
planning

"Shelter Planners of America"

1177 Idaho Street, Suite 200
Redlands, CA 92374
Phone: 909-335-7400
Fax: 909-335-7299
info@miller-aip.com

LICENSED ARCHITECT
GARY W. MILLER
No. C14635
Exp. REN. 9-30-23
STATE OF CALIFORNIA

owner approval

initials	date	phase

revisions/addenda

#	Date	Comment

ANIMAL CARE CENTER
18313 VALLEY BLVD, BLOOMINGTON, CA 92313
SAN BERNARDINO COUNTY

project information

Project Number:	1227
Drawn By:	Author
Checked By:	MB
Issue Date:	06/01/23

sheet name

LUMINAIRE SCHEDULE

sheet number

E-104

Sheet Of Sheets

© 2017 Miller Architectural Corporation

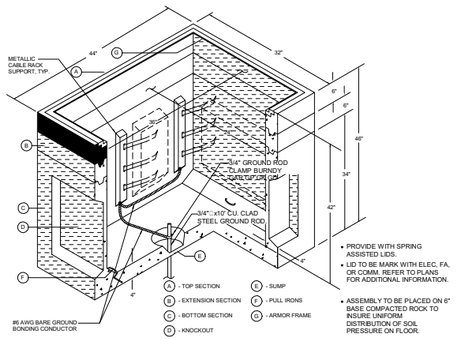

2'-0"x3'-0"x3'x6" DEEP PULL BOX NTS **10**

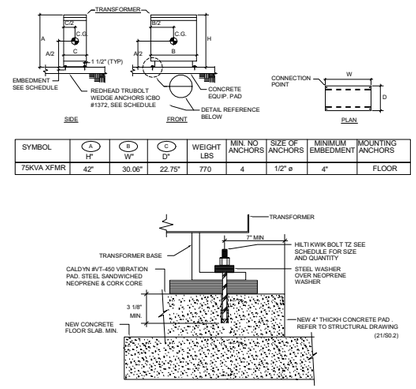

SYMBOL	A H"	B W"	C D"	WEIGHT LBS	MIN. NO. ANCHORS	SIZE OF ANCHORS	MINIMUM EMBEDMENT	MOUNTING ANCHORS
75KVA XFMR	42"	30.06"	22.75"	770	4	1/2" ø	4"	FLOOR

TRANSFORMER MOUNTING DETAIL NTS **7**

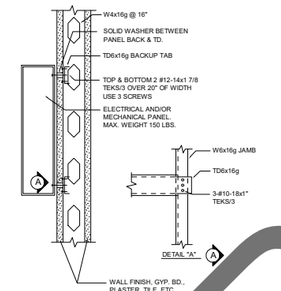

SURFACE MOUNTED PANEL/CABINET STEEL FRAMING NTS **4**

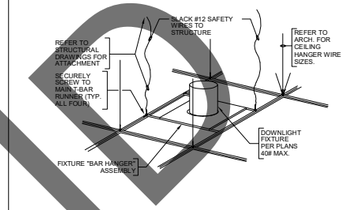

RECESSED DOWNLIGHT @ LAY-IN GRID DETAIL NTS **1**

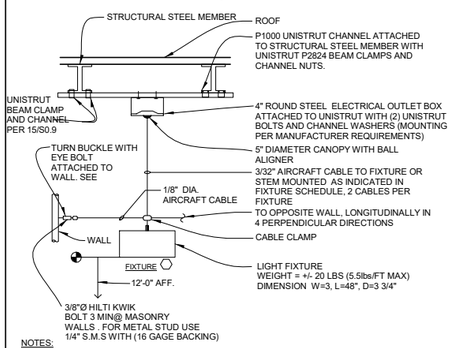

NOTES:

1. SUSPENSION SYSTEM AS INSTALLED ARE FREE TO SWING A MINIMUM OF 45°FROM THE VERTICAL IN ALL DIRECTIONS WITHOUT CONTACTING OBSTRUCTIONS. PROVIDE HORIZONTAL SEISMIC BRACING CABLE WHEN 45° SWING WOULD MEET OBSTRUCTION. SEE LIGHTING PLAN.
2. MOUNTING HARDWARE AND ASSEMBLY SHALL COMPLY WITH LIGHTING MANUFACTURER INSTALLATION REQUIREMENT.
3. MAXIMUM FIXTURE WEIGHT PER SUPPORT 30LBS.

PENDANT LIGHTING MOUNTING DETAIL NTS **11**

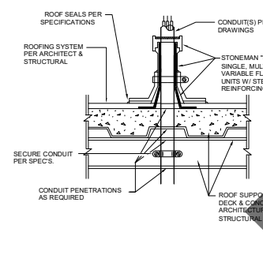

CONDUIT ROOF PENETRATION DETAIL NTS **8**

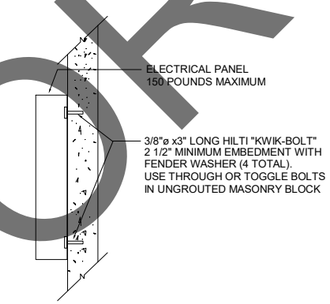

SURFACE MOUNTED PANEL/CABINET CMU OR MASONRY WALL NTS **5**

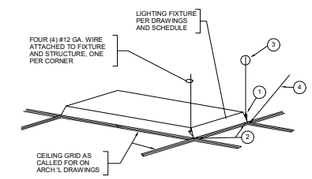

NOTES:

1. ATTACH WIRE TO FIXTURE (3 TIGHT TURNS MIN. IN 1 1/2" MAX.).
2. "TEK" SCREW GRID TO FIXTURE @ EACH CORNER.
3. ATTACH HANGER WIRES TO STRUCTURE AS PER STRUCTURAL & ARCHITECTURAL DETAILS.
4. CEILING SYSTEM SPLAY/HANGER WIRES AS OCCURS, SEE PLANS.

RECESSED LAY-IN CEILING FIXTURE MOUNTING DETAIL NTS **2**

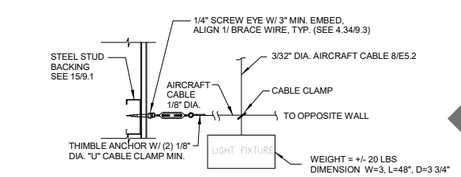

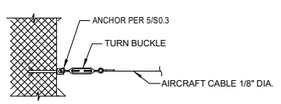

NOTE:

1. PROVIDE SPLAY BRACING AT BOTH DIRECTIONS

SPLAY BRACE ATTACHMENT TO WALL NTS **12**

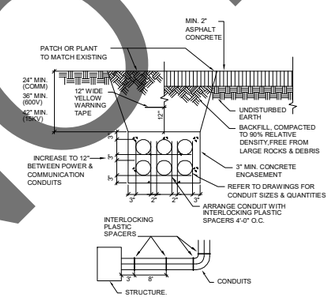

UNDERGROUND CONDUIT PLACEMENT DETAIL NTS **9**

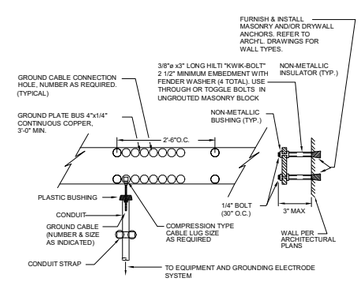

GROUND BUS MOUNTING DETAIL NTS **6**

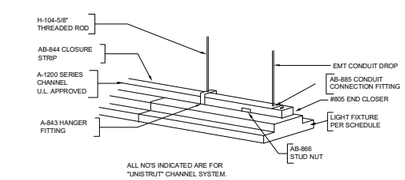

PENDANT LIGHTING FIXTURE MOUNTING DETAIL NTS **3**

NOT FOR BID

IMEG
www.imegcorp.com
801 VIA PIEMONTE
SUITE 400
ONTARIO, CA 91764
T 909 477.8015 F 909.477.8016

IMEG CORP. RESERVES PROPRIETARY RIGHTS, INCLUDING COPYRIGHTS, TO THIS DRAWING AND THE DATA SHOWN THEREON. SAID DRAWING AND/OR DATA ARE THE EXCLUSIVE PROPERTY OF IMEG CORP. AND SHALL NOT BE USED OR REPRODUCED FOR ANY OTHER PROJECT WITHOUT THE EXPRESS WRITTEN APPROVAL AND PARTICIPATION OF IMEG CORP. ©2023 IMEG CORP.

REF. SCALE IN INCHES — PROJECT #22027969.00

PRELIMINARY NOT FOR CONSTRUCTION

MILLER
architecture
interiors
planning
"Shelter Planners of America"
1177 Idaho Street, Suite 200
Redlands, CA 92374
Phone: 909-335-7400
Fax: 909-335-7299
info@miller-aip.com
REGISTERED ARCHITECT GARY W. MILLER No. C14635 Exp. REN. 9-30-23 STATE OF CALIFORNIA

owner approval

initials	date	phase

revisions/addenda

#	Date	Comment

ANIMAL CARE CENTER
18313 VALLEY BLVD. BLOOMINGTON, CA 92313
SAN BERNARDINO COUNTY

project information

Project Number:	1227
Drawn By:	Author
Checked By:	MB
Issue Date:	06/01/23

sheet name

DETAILS

sheet number

E-300

Sheet Of Sheets

Autodesk Docs://22027969.00_New San Bernardino County Animal Shelter/MEP/22_22027969.00_New San Bernardino County Animal Shelter_C.rvt

© 2017 Miller Architectural Corporation

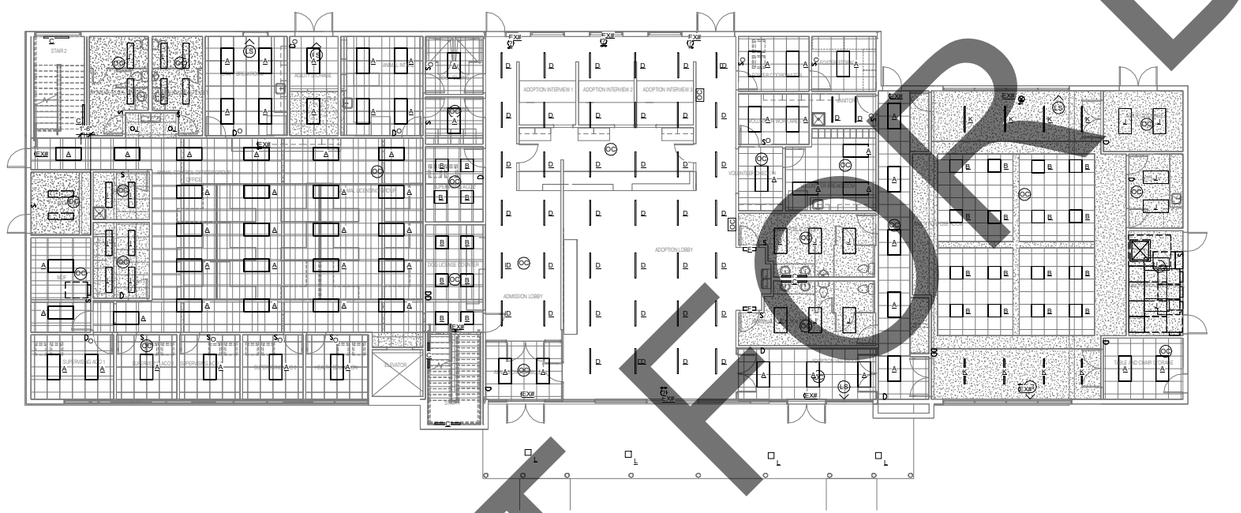

NORTH

1 **ADMINISTRATION BUILDING LIGHTING FIRST FLOOR PLAN**
1/8" = 1'-0"

NOT FOR BID

Autodesk Docs://2023/569.00 - New San Bernardino County Animal Shelter/MEP/12_23/27569.00_New San Bernardino County Animal Shelter_C.rvt

MILLER
architecture
interiors
planning

"Shelter Planners of America"

1177 Idaho Street, Suite 200
Redlands, CA 92374
Phone: 909-335-7400
Fax: 909-335-7299
info@miller-aip.com

LICENSED ARCHITECT
GARY W. MILLER
No. C14635
EXPIRES: 9-30-23
STATE OF CALIFORNIA

owner approval

initials	date	phase

revisions/addenda

#	Date	Comment

IMEG
www.imegcorp.com
801 VIA PIEMONTE
SUITE #100
ONTARIO, CA 91764
P: 909.477.5915 F: 909.477.6916

IMEG CORP. RESERVES PROPRIETARY RIGHTS, INCLUDING COPYRIGHTS, IN THIS DOCUMENT AND IN ALL DATA CONTAINED HEREIN, INCLUDING FACTOR DATA AND THE END USE IS THE PROPERTY OF IMEG CORP. AND SHALL NOT BE USED OR REPRODUCED FOR ANY OTHER PROJECT WITHOUT THE EXPRESS WRITTEN APPROVAL AND PARTICIPATION OF IMEG CORP. ©2023 IMEG CORP.

REF. SCALE IN INCHES 1 2 3

PROJECT #22027569.00

PRELIMINARY NOT FOR CONSTRUCTION

ANIMAL CARE CENTER
18313 VALLEY BLVD, BLOOMINGTON, CA 92313
SAN BERNARDINO COUNTY

project information

Project Number:	1227
Drawn By:	Author
Checked By:	MB
Issue Date:	06/01/23

sheet name
ADMINISTRATION BUILDING LIGHTING FIRST FLOOR PLAN

sheet number
EA-101

Sheet Of Sheets

© 2017 Miller Architectural Corporation

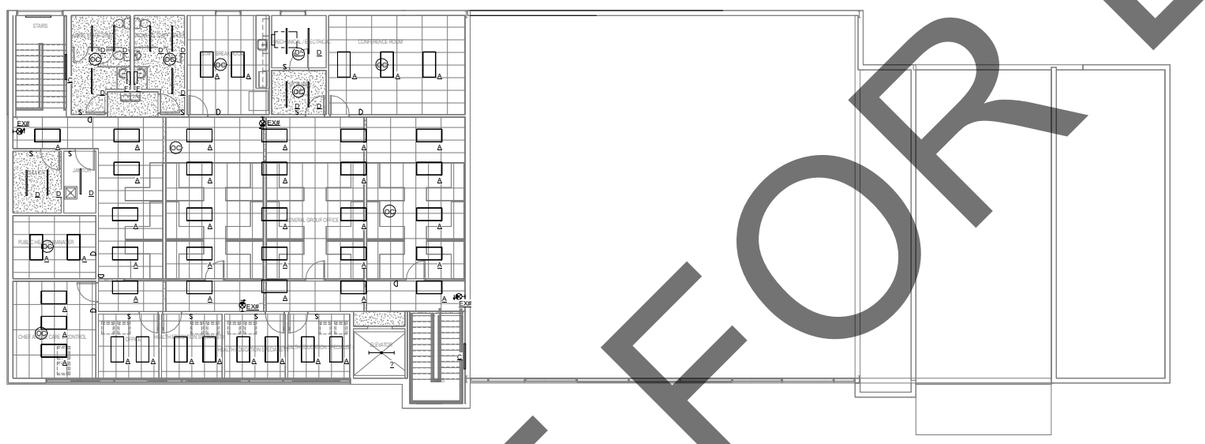

1 **ADMINISTRATION BUILDING LIGHTING SECOND FLOOR PLAN**
1/8" = 1'-0"

NORTH

NOT FOR BID

Autodesk Docs://20207959.03_New San Bernardino County Animal Shelter/MEP/21_20207959.00_New San Bernardino County Animal Shelter_C.rvt

MILLER
architecture
interiors
planning

"Shelter Planners of America"

1177 Idaho Street, Suite 200
Redlands, CA 92374
Phone: 909-335-7400
Fax: 909-335-7299
info@miller-alp.com

REGISTERED ARCHITECT
GARY W. MILLER
No. C14635
Exp. DEN. 9-30-23
STATE OF CALIFORNIA

owner approval

initials	date	phase

revisions/addenda

#	Date	Comment

IMEG
801 VIA PIEMONTE
SUITE 400
ONTARIO, CA 91764
P: 909-477-5915 F: 909-477-5916
www.imegcorp.com

IMEG CORP. RESERVES PROPRIETARY RIGHTS, INCLUDING COPYRIGHTS, TO THIS DRAWING AND THE DATA SHOWN THEREON. SAID DRAWING AND DATA MAY NOT BE REVISED OR COPIED IN WHOLE OR IN PART OR SHALL NOT BE USED OR REPRODUCED FOR ANY OTHER PROJECT WITHOUT THE EXPRESS WRITTEN APPROVAL AND PARTICIPATION OF IMEG CORP. ©2023 IMEG CORP.

REF. SCALE IN INCHES 0 1 2 3

PROJECT #20207959.00

PRELIMINARY NOT FOR CONSTRUCTION

ANIMAL CARE CENTER
18313 VALLEY BLVD. BLOOMINGTON, CA 92313
SAN BERNARDINO COUNTY

project information

Project Number:	1227
Drawn By:	Author
Checked By:	MB
Issue Date:	06/01/23

sheet name
ADMINISTRATION BUILDING LIGHTING SECOND FLOOR PLAN

sheet number
EA-102

Sheet Of Sheets

© 2017 Miller Architectural Corporation

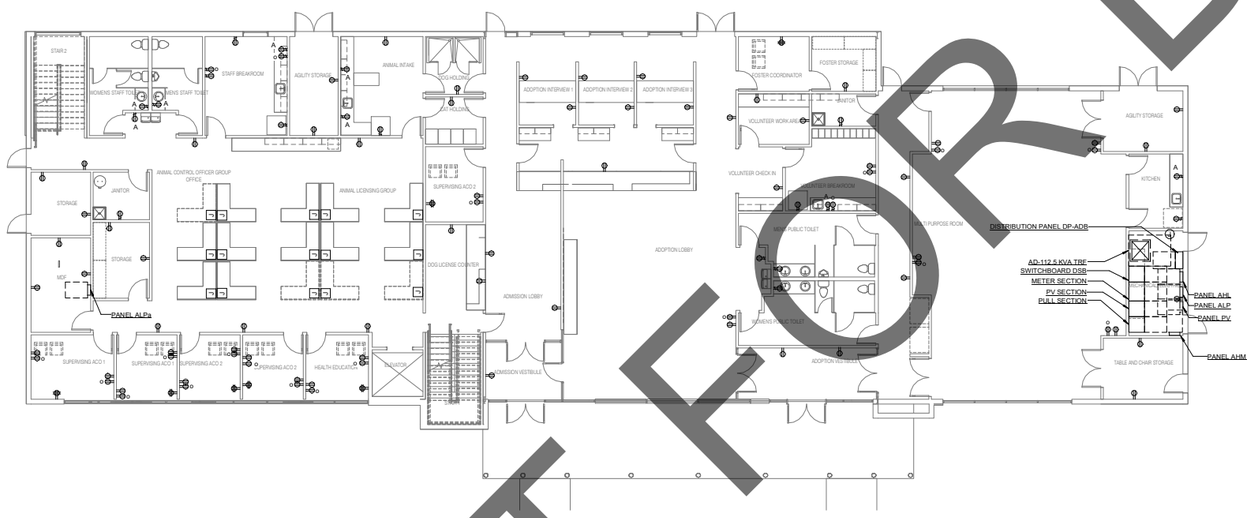

1 **ADMINISTRATION BUILDING POWER FIRST FLOOR PLAN**
1/8" = 1'-0"

NORTH

NOT FOR BID

Autodesk Docs://2023/569.00 - New San Bernardino County Animal Shelter/MEP/12_2023/569.00_New San Bernardino County Animal Shelter_C.rvt

MILLER
architecture
interiors
planning

"Shelter Planners of America"

1177 Idaho Street, Suite 200
Redlands, CA 92374
Phone: 909-335-7400
Fax: 909-335-7299
info@miller-alp.com

LICENSED ARCHITECT
GARY W. MILLER
No. C14635
Exp. REN. 9-30-23
STATE OF CALIFORNIA

owner approval

initials	date	phase

revisions/addenda

#	Date	Comment

ANIMAL CARE CENTER
18313 VALLEY BLVD, BLOOMINGTON, CA 92313
SAN BERNARDINO COUNTY

project information

Project Number:	1227
Drawn By:	Author
Checked By:	MB
Issue Date:	06/01/23

sheet name
ADMINISTRATION BUILDING POWER FIRST FLOOR PLAN

sheet number
EA-201

Sheet Of Sheets

IMEG
www.imegcorp.com
801 VIA PIEMONTE
SUITE 400
ONTARIO, CA 91764
P: 909.477.5915 F: 909.477.6916

IMEG CORP. RESERVES PROPRIETARY RIGHTS, INCLUDING COPYRIGHTS, IN THIS DOCUMENT AND IN THE CONCEPTS, DESIGNS, DRAWING FACTOR DATA AND THE EXPRESSIONS PROPERTY OF IMEG CORP. IT SHALL NOT BE USED OR REPRODUCED FOR ANY OTHER PROJECT WITHOUT THE EXPRESS WRITTEN APPROVAL AND PARTICIPATION OF IMEG CORP. ©2023 IMEG CORP.

REF. SCALE IN INCHES 1 2 3

PROJECT #22057569.00

PRELIMINARY NOT FOR CONSTRUCTION

© 2017 Miller Architectural Corporation

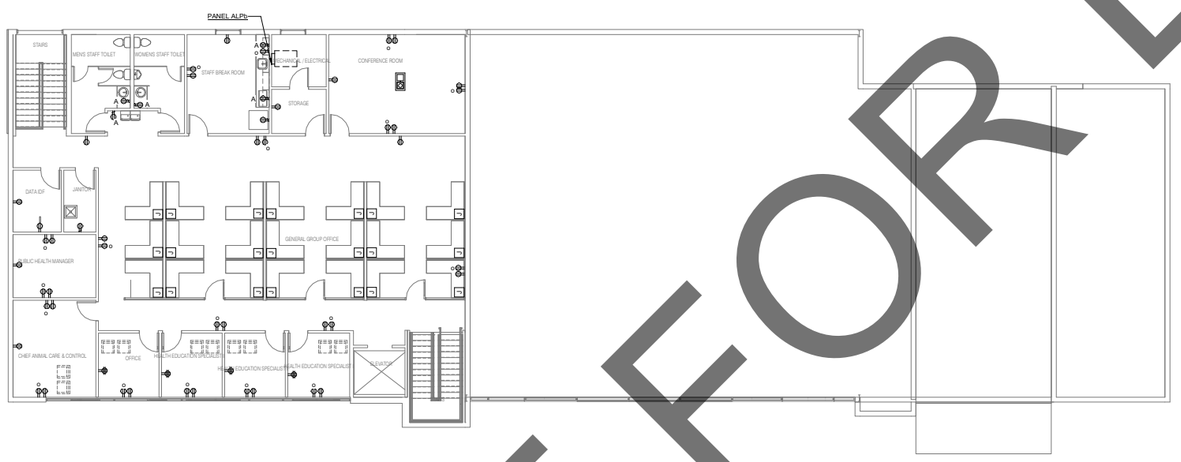

NOT FOR BID

1 ADMINISTRATION BUILDING POWER SECOND FLOOR PLAN
1/8" = 1'-0"

NORTH

Autodesk Docs://22007/99.00 - New San Bernardino County Animal Shelter/MEP/22 22007/99.00 New San Bernardino County Animal Shelter_C.rvt

MILLER
architecture
interiors
planning

"Shelter Planners of America"

1177 Idaho Street, Suite 200
Redlands, CA 92374
Phone: 909-335-7400
Fax: 909-335-7299
info@miller-alp.com

REGISTERED ARCHITECT
GARY W. MILLER
No. C14635
Exp. REN. 9-30-23
STATE OF CALIFORNIA

owner approval

initials	date	phase

revisions/addenda

#	Date	Comment

ANIMAL CARE CENTER
18313 VALLEY BLVD. BLOOMINGTON, CA 92313
SAN BERNARDINO COUNTY

project information

Project Number:	1227
Drawn By:	Author
Checked By:	MB
Issue Date:	06/01/23

sheet name
ADMINISTRATION BUILDING POWERL SECOND FLOOR PLAN

sheet number
EA-202

Sheet Of Sheets

IMEG
801 VIA PIEMONTE
SUITE 400
ONTARIO, CA 91764
P 909.477.6915 F 866.477.6916
www.imegcorp.com/pm

IMEG CORP. RESERVES PROPRIETARY RIGHTS, INCLUDING COPYRIGHTS, TO THIS DRAWING AND THE DATA SHOWN THEREON. SAID DRAWING AND/OR DATA ARE THE EXCLUSIVE PROPERTY OF IMEG CORP. AND SHALL NOT BE USED OR REPRODUCED FOR ANY OTHER PROJECT WITHOUT THE EXPRESSED WRITTEN APPROVAL AND PARTICIPATION OF IMEG CORP. ©2023 IMEG CORP.

REF. SCALE IN INCHES 1 2 3
PROJECT #22087/99.00

PRELIMINARY NOT FOR CONSTRUCTION

© 2017 Miller Architectural Corporation

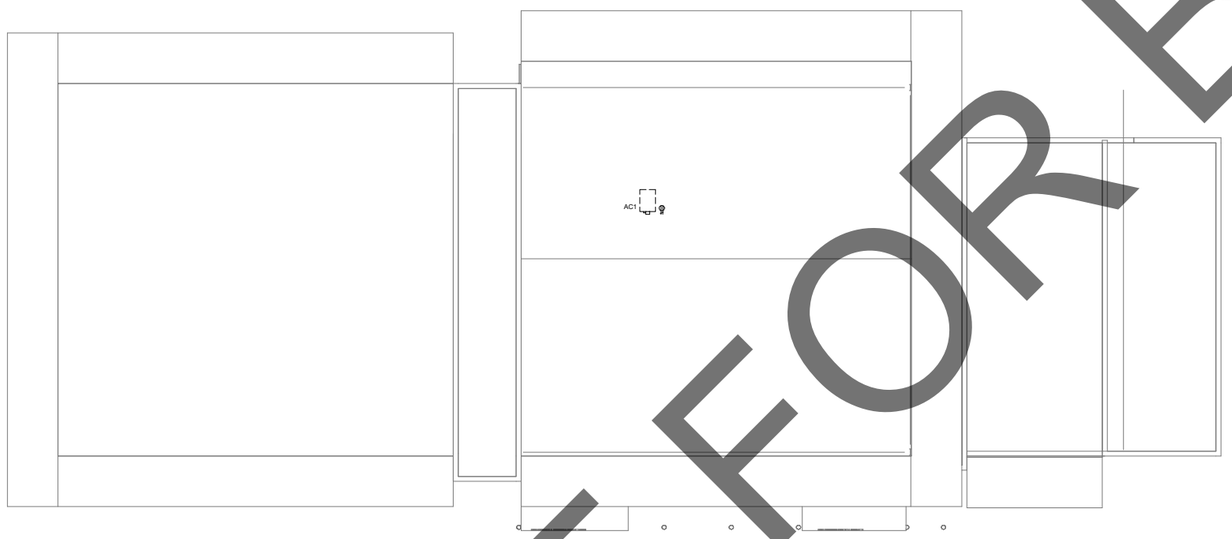

NOT FOR BID

NORTH

1 **ADMINISTRATION BUILDING POWER ROOF PLAN**
1/8" = 1'-0"

MILLER
architecture
interiors
planning

"Shelter Planners of America"

1177 Idaho Street, Suite 200
Redlands, CA 92374
Phone: 909-335-7400
Fax: 909-335-7299
info@miller-alp.com

LICENSED ARCHITECT
GARY W. MILLER
No. C14635
Exp. REN. 9-30-23
STATE OF CALIFORNIA

owner approval

initials	date	phase

revisions/addenda

#	Date	Comment

ANIMAL CARE CENTER
18313 VALLEY BLVD, BLOOMINGTON, CA 92313
SAN BERNARDINO COUNTY

project information

Project Number:	1227
Drawn By:	Author
Checked By:	MB
Issue Date:	06/01/23

sheet name
ADMINISTRATION BUILDING POWER ROOF PLAN

sheet number
EA-203

Sheet Of Sheets

IMEG
www.imegcorp.com
801 VIA PIEMONTE
SUITE 100
ONTARIO, CA 91764
P: 909.477.6915 F: 909.477.6916

IMEG CORP. RESERVES PROPRIETARY RIGHTS, INCLUDING COPYRIGHTS, TO THIS DRAWING AND THE DATA SHOWN THEREON. SAID DRAWING AND/OR DATA ARE THE EXCLUSIVE PROPERTY OF IMEG CORP. AND MAY NOT BE REPRODUCED OR DISTRIBUTED TO ANY THIRD PARTY WITHOUT THE EXPRESS WRITTEN APPROVAL AND PARTICIPATION OF IMEG CORP. ©2023 IMEG CORP.

REF. SCALE IN INCHES

PROJECT #22087969-00

PRELIMINARY NOT FOR CONSTRUCTION

Autodesk Docs://22087969-00_New San Bernardino County Animal Shelter/MEP/2_22087969-00_New San Bernardino County Animal Shelter_Cx.rvt

© 2017 Miller Architectural Corporation

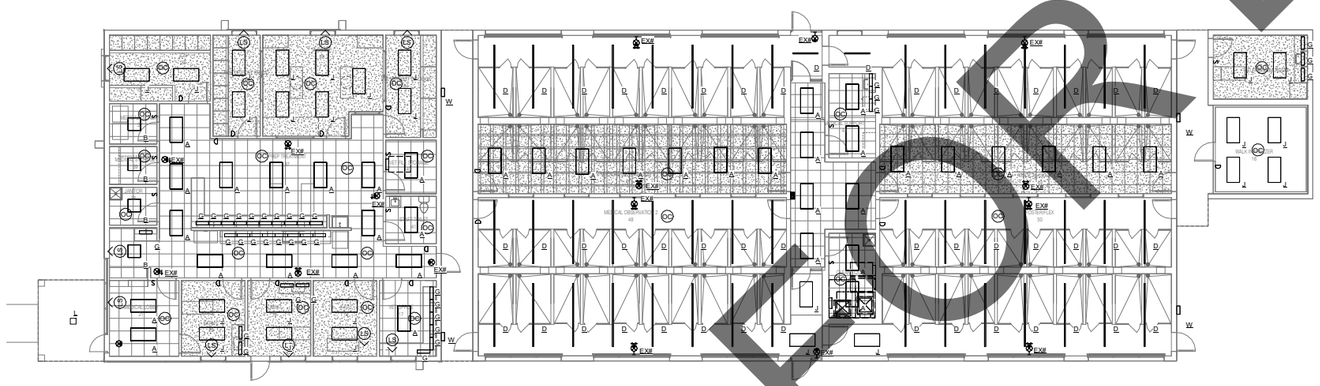

1 **MEDICAL CLINIC LIGHTING FLOOR PLAN**
1/8" = 1'-0"

NOT FOR BID

MILLER
architecture
interiors
planning

"Shelter Planners of America"

1177 Idaho Street, Suite 200
Redlands, CA 92374
Phone: 909-335-7400
Fax: 909-335-7299
info@miller-alp.com

LICENSED ARCHITECT
GARY W. MILLER
No. C14635
RENEW: 9-30-23
STATE OF CALIFORNIA

owner approval

initials	date	phase

revisions/addenda

#	Date	Comment

ANIMAL CARE CENTER
18313 VALLEY BLVD, BLOOMINGTON, CA 92313
SAN BERNARDINO COUNTY

project information

Project Number:	1227
Drawn By:	Author
Checked By:	MB
Issue Date:	06/01/23

sheet name

MEDICAL CLINIC LIGHTING FLOOR PLAN

sheet number

EBC-101

Sheet Of Sheets

IMEG
www.imegcorp.com
801 VIA PIEMONTE
SUITE #100
ONTARIO, CA 91764
P: 909.477.5915 F: 909.477.6916

IMEG CORP. RESERVES PROPRIETARY RIGHTS, INCLUDING COPYRIGHTS, IN THE DRAWINGS, SPECIFICATIONS, THE DATA DISPLAYED AND ANALYSIS DATA AND THE EXPRESSIONS PROPERTY OF IMEG CORP. AND SHALL NOT BE USED OR REPRODUCED FOR ANY OTHER PROJECT WITHOUT THE EXPRESS WRITTEN APPROVAL AND PARTICIPATION OF IMEG CORP. ©2023 IMEG CORP.

REF. SCALE IN INCHES 0 1 2 3

PROJECT #22087989-00

PRELIMINARY NOT FOR CONSTRUCTION

Autodesk Docs://22087989-00_New San Bernardino County Animal Shelter/MEP/12_22087989-00_New San Bernardino County Animal Shelter_C.rvt

© 2017 Miller Architectural Corporation

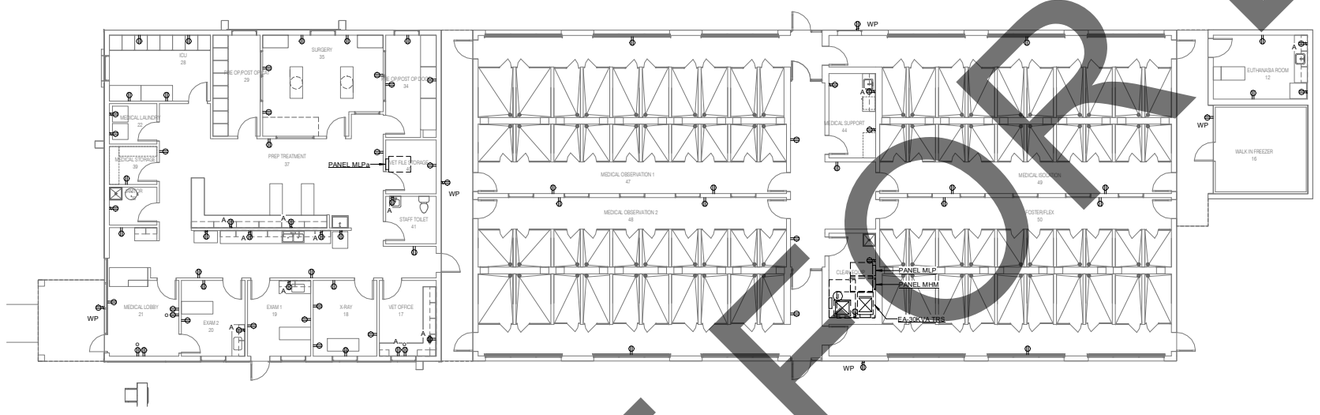

1 **MEDICAL CLINIC POWER FLOOR PLAN**
1/8" = 1'-0"

NORTH

NOT FOR BID

IMEG
401 VIA PIENONTE
SUITE 40
ONTARIO, CA 91764
P 909.477.5915 F 909.477.5916
www.imegcorp.com

IMEG CORP. RESERVES PROPRIETARY RIGHTS, INCLUDING COPYRIGHTS, TO THIS DRAWING AND THE DATA SHOWN THEREON. SAID DRAWING AND/OR DATA ARE THE EXCLUSIVE PROPERTY OF IMEG CORP. AND SHALL NOT BE USED OR REPRODUCED FOR ANY OTHER PROJECT WITHOUT THE EXPRESS WRITTEN APPROVAL AND INTERPRETATION OF IMEG CORP. ©2023 IMEG CORP.

REF. SCALE IN INCHES 1 2 3 PROJECT #20287969.00

PRELIMINARY NOT FOR CONSTRUCTION

MILLER
architecture
interiors
planning

"Shelter Planners of America"

1177 Idaho Street, Suite 200
Redlands, CA 92374
Phone: 909-335-7400
Fax: 909-335-7299
info@miller-alp.com

LICENSED ARCHITECT
GARY W. MILLER
No. C14635
Exp. 9-30-23
STATE OF CALIFORNIA

owner approval

initials	date	phase

revisions/addenda

#	Date	Comment

ANIMAL CARE CENTER
18313 VALLEY BLVD. BLOOMINGTON, CA 92313
SAN BERNARDINO COUNTY

project information

Project Number:	1227
Drawn By:	Author
Checked By:	MB
Issue Date:	06/01/23

sheet name

MEDICAL CLINIC POWER FLOOR PLAN

sheet number

EBC-201

Sheet Of Sheets

Autodesk Docs://20287969.00 - New San Bernardino County Animal Shelter/MEP/T3_20287969.00 - New San Bernardino County Animal Shelter_C.rvt

© 2017 Miller Architectural Corporation

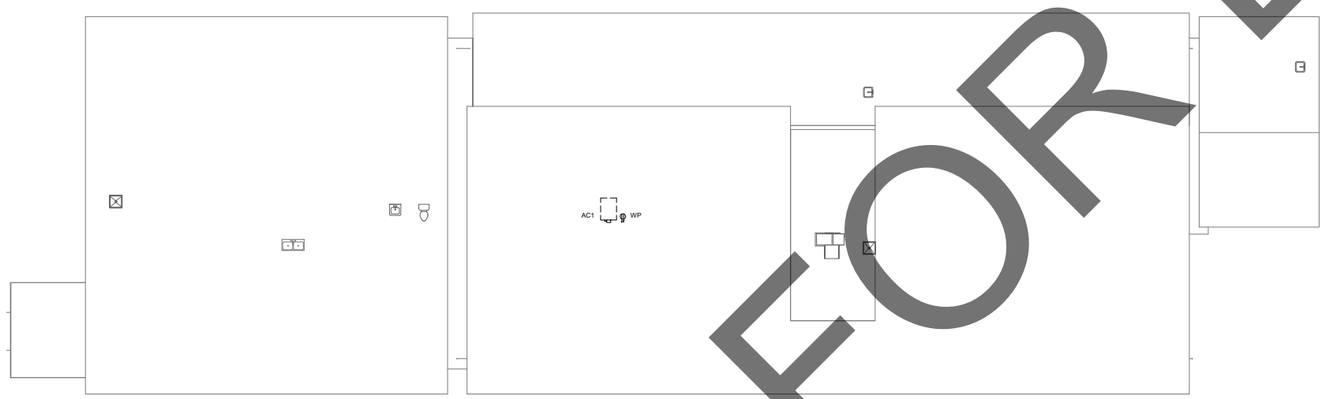

NORTH

1 **MEDICAL CLINIC POWER ROOF PLAN**
1/8" = 1'-0"

NOT FOR BID

MILLER
architecture
interiors
planning

"Shelter Planners of America"

1177 Idaho Street, Suite 200
Redlands, CA 92374
Phone: 909-335-7400
Fax: 909-335-7299
info@miller-alp.com

LICENSED ARCHITECT
GARY W. MILLER
No. C14635
Exp. REN. 9-30-23
STATE OF CALIFORNIA

owner approval

initials	date	phase

revisions/addenda

#	Date	Comment

IMEG
www.imegcorp.com
901 VIA PIEMONTE
SUITE #100
ONTARIO, CA 91764
P: 909.477.5915 F: 909.477.6916

IMEG CORP. RESERVES PROPRIETARY RIGHTS, INCLUDING COPYRIGHTS, IN THIS DOCUMENT AND IN THE DATA CONTAINED HEREIN, INCLUDING FACTOR DATA AND THE EXPRESSIONS. PROPERTY OF IMEG CORP. AND SHALL NOT BE USED OR REPRODUCED FOR ANY OTHER PROJECT WITHOUT THE EXPRESS WRITTEN APPROVAL AND PARTICIPATION OF IMEG CORP. ©2023 IMEG CORP.

REF. SCALE IN INCHES 0 1 2 3

PROJECT #22087989-00

PRELIMINARY NOT FOR CONSTRUCTION

ANIMAL CARE CENTER
18313 VALLEY BLVD, BLOOMINGTON, CA 92313
SAN BERNARDINO COUNTY

project information

Project Number:	1227
Drawn By:	Author
Checked By:	MB
Issue Date:	06/01/23

sheet name

MEDICAL CLINIC POWER ROOF PLAN

sheet number

EBC-202

Sheet Of Sheets

Autodesk Docs://22087989-00_New San Bernardino County Animal Shelter/MEP/12_22087989-00_New San Bernardino County Animal Shelter_C.rvt

© 2017 Miller Architectural Corporation

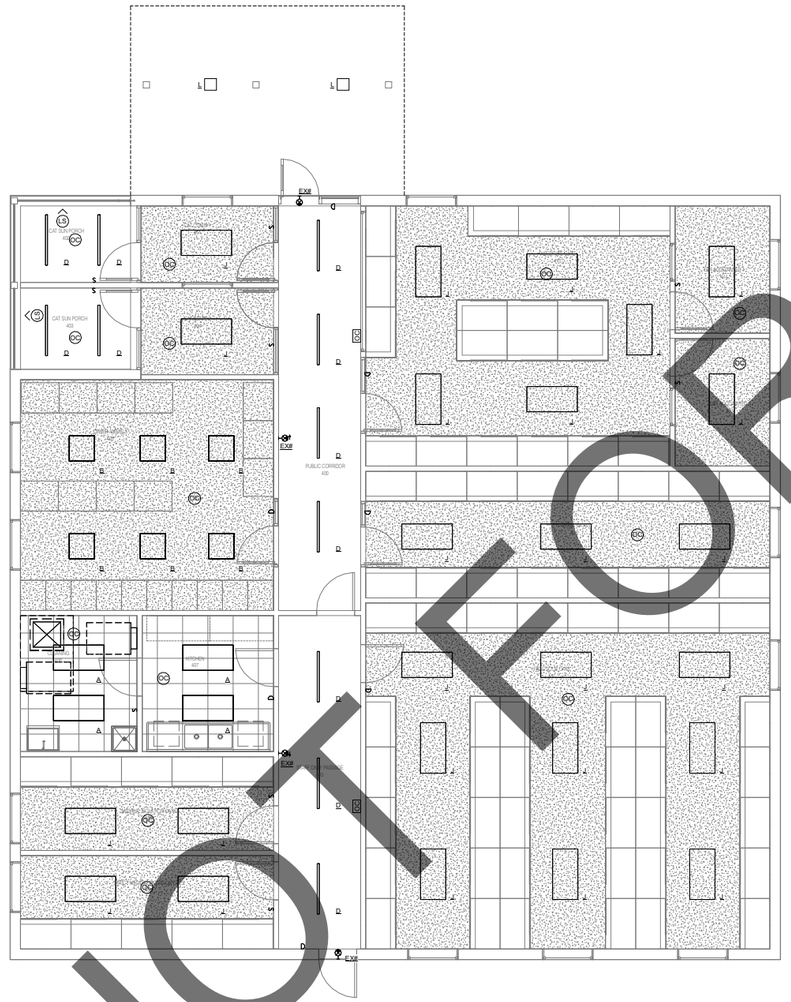

NORTH

1 **CAT & OTHER ANIMALS BUILDING LIGHTING FLOOR PLAN**
1/4" = 1'-0"

NOT FOR BID

IMEG
www.imeg.com
601 VIA PIEMONTE
SUITE 400
ONTARIO, CA 91764
P: 909.477.6915 F: 909.477.6916

IMEG CORP. RESERVES PROPRIETARY RIGHTS, INCLUDING COPYRIGHTS, TO THIS DRAWING FILE DATA SHOWN THEREON. SAID DRAWING AND/OR DATA ARE THE EXCLUSIVE PROPERTY OF IMEG CORP. AND SHALL NOT BE USED OR REPRODUCED FOR ANY OTHER PROJECT WITHOUT THE EXPRESS WRITTEN APPROVAL AND PARTICIPATION OF IMEG CORP. ©2023 IMEG CORP.

REF SCALE IN INCHES PROJECT #22007969-00

PRELIMINARY NOT FOR CONSTRUCTION

MILLER
architecture
interiors
planning

"Shelter Planners of America"

1177 Idaho Street, Suite 200
Redlands, CA 92374
Phone: 909-335-7400
Fax: 909-335-7299
info@miller-alp.com

LICENSED ARCHITECT
GARY W. MILLER
No. C14635
EXP. REN. 9-30-23
STATE OF CALIFORNIA

owner approval

initials	date	phase

revisions/addenda

#	Date	Comment

ANIMAL CARE CENTER
18313 VALLEY BLVD, BLOOMINGTON, CA 92313
SAN BERNARDINO COUNTY

project information

Project Number:	1227
Drawn By:	Author
Checked By:	MB
Issue Date:	06/01/23

sheet name
CAT & OTHER ANIMALS BUILDING LIGHTING FLOOR PLAN

sheet number
ED-101

Sheet Of Sheets

Autodesk Docs://22007969-00 - New San Bernardino County Animal Shelter/MEP/22 - 22007969-00_New San Bernardino County Animal Shelter_C.rvt

© 2017 Miller Architectural Corporation

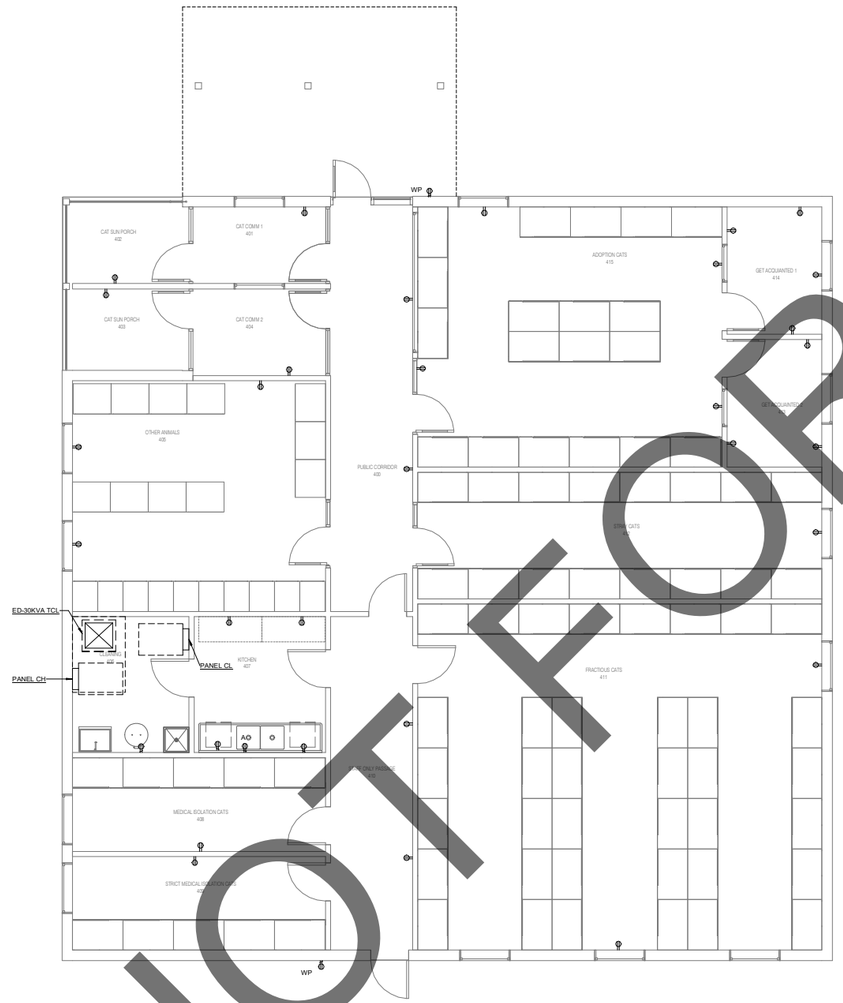

NOT FOR BID

NORTH

1 **CAT & OTHER ANIMALS BUILDING POWER FLOOR PLAN**
1/4" = 1'-0"

Autodesk Docs://22027989.00_New San Bernardino County Animal Shelter/MEP/T3_22027989.00_New San Bernardino County Animal Shelter_C.rvt

IMEG
401 VIA PIEMONTE
SUITE 40
ONTARIO, CA 91764
P 909.477.5915 F 909.477.5916
www.imegcorp.com

IMEG CORP. RESERVES PROPRIETARY RIGHTS, INCLUDING COPYRIGHTS, TO THIS DRAWING AND THE DATA SHOWN THEREON. SAID DRAWING AND/OR DATA ARE THE EXCLUSIVE PROPERTY OF IMEG CORP. AND SHALL NOT BE USED OR REPRODUCED FOR ANY OTHER PROJECT, IN WHOLE OR IN PART, WITHOUT WRITTEN APPROVAL AND INTERPRETATION OF IMEG CORP. ©2023 IMEG CORP.

REF. SCALE IN INCHES PROJECT #22027989.00

PRELIMINARY NOT FOR CONSTRUCTION

MILLER
architecture
interiors
planning

"Shelter Planners of America"

1177 Idaho Street, Suite 200
Redlands, CA 92374
Phone: 909-335-7400
Fax: 909-335-7299
info@miller-aip.com

LICENSED ARCHITECT
GARY W. MILLER
No. C14635
Exp. REN. 9-30-23
STATE OF CALIFORNIA

owner approval

initials	date	phase

revisions/addenda

#	Date	Comment

ANIMAL CARE CENTER
18313 VALLEY BLVD. BLOOMINGTON, CA 92313
SAN BERNARDINO COUNTY

project information

Project Number:	1227
Drawn By:	Author
Checked By:	MB
Issue Date:	06/01/23

sheet name
CAT & OTHER ANIMALS BUILDING POWER FLOOR PLAN

sheet number
ED-201

Sheet Of Sheets

© 2017 Miller Architectural Corporation



NOT FOR BID

NORTH

1 **CAT & OTHER ANIMALS BUILDING POWER ROOF PLAN**
1/4" = 1'-0"

IMEG
www.imegcorp.com
801 VIA PIEMONTE
SUITE 200
ONTARIO, CA 91764
P: 909.477.6915 F: 909.477.6916

IMEG CORP. RESERVES PROPRIETARY RIGHTS, INCLUDING COPYRIGHTS, TO THIS DRAWING AND THE DATA SHOWN THEREON. SAID DRAWING AND/OR DATA ARE THE EXCLUSIVE PROPERTY OF IMEG CORP. AND MAY NOT BE REPRODUCED OR DISTRIBUTED TO THIRD PARTIES WITHOUT THE EXPRESS WRITTEN APPROVAL AND PARTICIPATION OF IMEG CORP. ©2023 IMEG CORP.

REF. SCALE IN INCHES
PROJECT #22087969-00

PRELIMINARY NOT FOR CONSTRUCTION

MILLER
architecture
interiors
planning

"Shelter Planners of America"

1177 Idaho Street, Suite 200
Redlands, CA 92374
Phone: 909-335-7400
Fax: 909-335-7299
info@miller-alp.com

LICENSED ARCHITECT
GARY W. MILLER
No. C14635
Exp. REN. 9-30-23
STATE OF CALIFORNIA

owner approval

initials	date	phase

revisions/addenda

#	Date	Comment

ANIMAL CARE CENTER
18313 VALLEY BLVD, BLOOMINGTON, CA 92313
SAN BERNARDINO COUNTY

project information

Project Number:	1227
Drawn By:	Author
Checked By:	MB
Issue Date:	06/01/23

sheet name
CAT & OTHER ANIMALS BUILDING POWER ROOF PLAN

sheet number
ED-202

Sheet Of Sheets

Autodesk Docs://22087969-00_New San Bernardino County Animal Shelter/MEP/2_22087969-00_New San Bernardino County Animal Shelter_Cat

© 2017 Miller Architectural Corporation

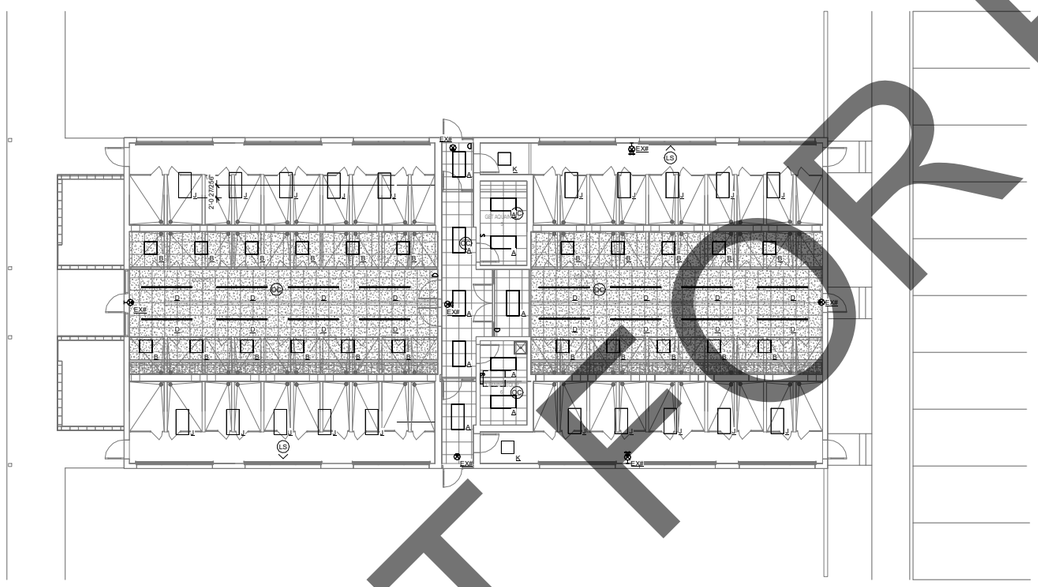
EXIT
EXIT
EXIT

© 2017 Miller Architectural Corporation

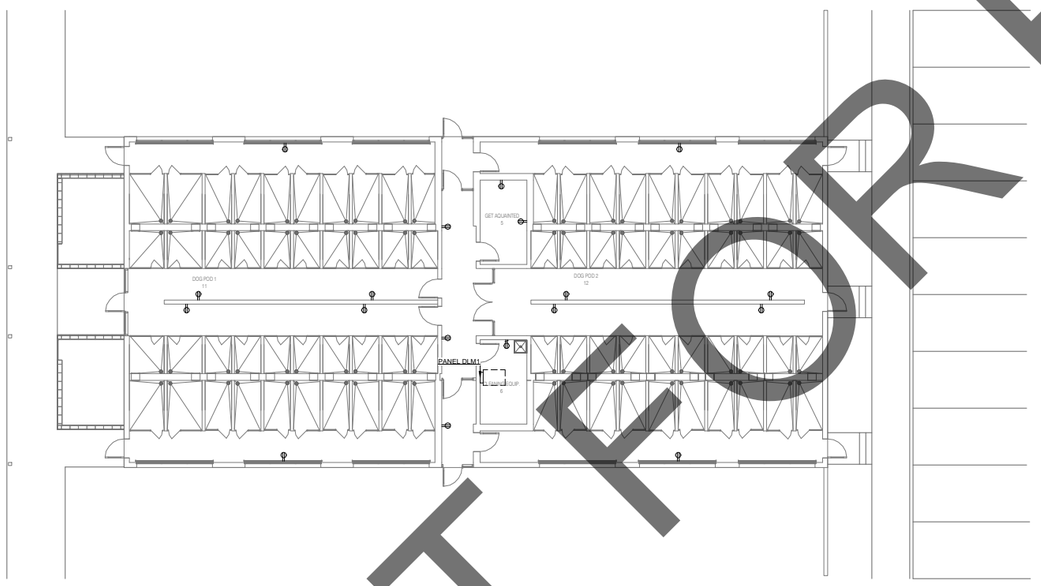

NOT FOR BID

NORTH

1 **ADOPTION DOG BUILDING 1 POWER FLOOR PLAN**
1/8" = 1'-0"

IMEG
401 VIA PIEMONTE
SUITE 400
ONTARIO, CA 91764
P: 909.477.6915 F: 909.477.6916
www.imeg-corp.com

IMEG CORP. RESERVES EXCLUSIVE PROPRIETARY RIGHTS, INCLUDING COPYRIGHTS, TO THIS DRAWING AND THE DATA SHOWN THEREON. SAID DRAWING AND/OR DATA ARE THE EXCLUSIVE PROPERTY OF IMEG CORP. AND SHALL NOT BE USED OR REPRODUCED FOR ANY OTHER PROJECT WITHOUT THE EXPRESS WRITTEN APPROVAL AND PARTICIPATION OF IMEG CORP. ©2023 IMEG CORP.

REF SCALE IN INCHES PROJECT #22007969.00

PRELIMINARY NOT FOR CONSTRUCTION

MILLER
architecture
interiors
planning

"Shelter Planners of America"

1177 Idaho Street, Suite 200
Redlands, CA 92374
Phone: 909-335-7400
Fax: 909-335-7299
info@miller-aip.com

LICENSED ARCHITECT
GARY W. MILLER
No. C14635
Exp. REN. 9-30-23
STATE OF CALIFORNIA

owner approval

initials	date	phase

revisions/addenda

#	Date	Comment

ANIMAL CARE CENTER
18313 VALLEY BLVD, BLOOMINGTON, CA 92313
SAN BERNARDINO COUNTY

project information

Project Number:	1227
Drawn By:	Author
Checked By:	MB
Issue Date:	06/01/23

sheet name
ADOPTION DOG BUILDING 1 POWER FLOOR PLAN

sheet number
EE-201

Sheet Of Sheets

Autodesk Docs://22007969.00_New San Bernardino County Animal Shelter/MEP/22 - 22007969.00_New San Bernardino County Animal Shelter_C.rvt

© 2017 Miller Architectural Corporation

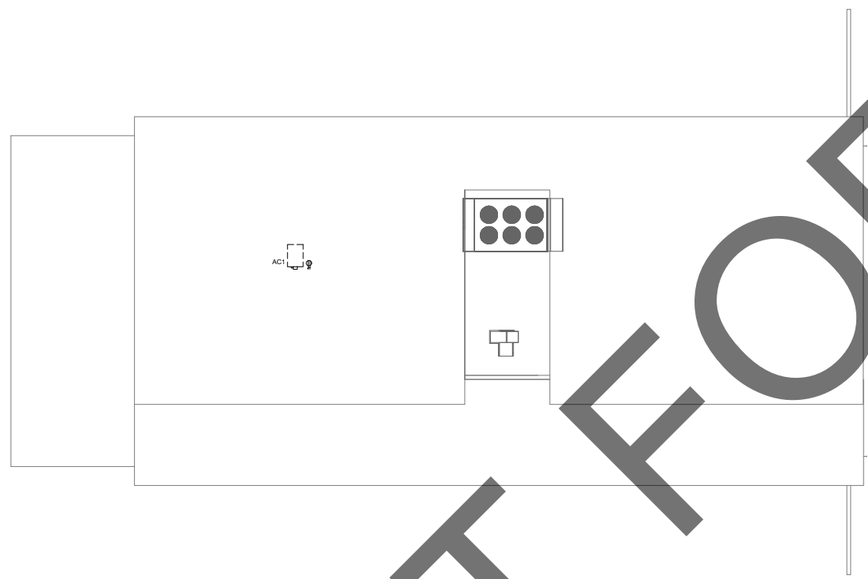

NORTH

1 **ADOPTION DOG BUILDING 1 POWER ROOF PLAN**
1/8" = 1'-0"

NOT FOR BID

IMEG
801 VIA PIEMONTE
SUITE 100
ONTARIO, CA 91764
P: 909.477.6915 F: 909.477.6916
www.imegcorp.com

IMEG CORP. RESERVES PROPRIETARY RIGHTS, INCLUDING COPYRIGHTS, TO THIS DRAWING AND THE DATA SHOWN THEREON. SAID DRAWING AND/OR DATA ARE THE EXCLUSIVE PROPERTY OF IMEG CORP. AND MAY NOT BE REPRODUCED OR DISTRIBUTED TO THIRD PARTIES WITHOUT THE EXPRESS WRITTEN APPROVAL AND PARTICIPATION OF IMEG CORP. ©2023 IMEG CORP.

REF. SCALE IN INCHES
PROJECT #22087969-00

PRELIMINARY NOT FOR CONSTRUCTION

MILLER
architecture
interiors
planning

"Shelter Planners of America"

1177 Idaho Street, Suite 200
Redlands, CA 92374
Phone: 909-335-7400
Fax: 909-335-7299
info@miller-alp.com

LICENSED ARCHITECT
GARY W. MILLER
No. C14635
Exp. REN. 9-30-23
STATE OF CALIFORNIA

owner approval

initials	date	phase

revisions/addenda

#	Date	Comment

ANIMAL CARE CENTER
18313 VALLEY BLVD, BLOOMINGTON, CA 92313
SAN BERNARDINO COUNTY

project information

Project Number:	1227
Drawn By:	Author
Checked By:	MB
Issue Date:	06/01/23

sheet name
ADOPTION DOG BUILDING 1 POWER ROOF PLAN

sheet number
EE-202

Sheet Of Sheets

Autodesk Docs://22087969-00_New San Bernardino County Animal Shelter/MEP/2_22087969-00_New San Bernardino County Animal Shelter_Cx.rvt

© 2017 Miller Architectural Corporation

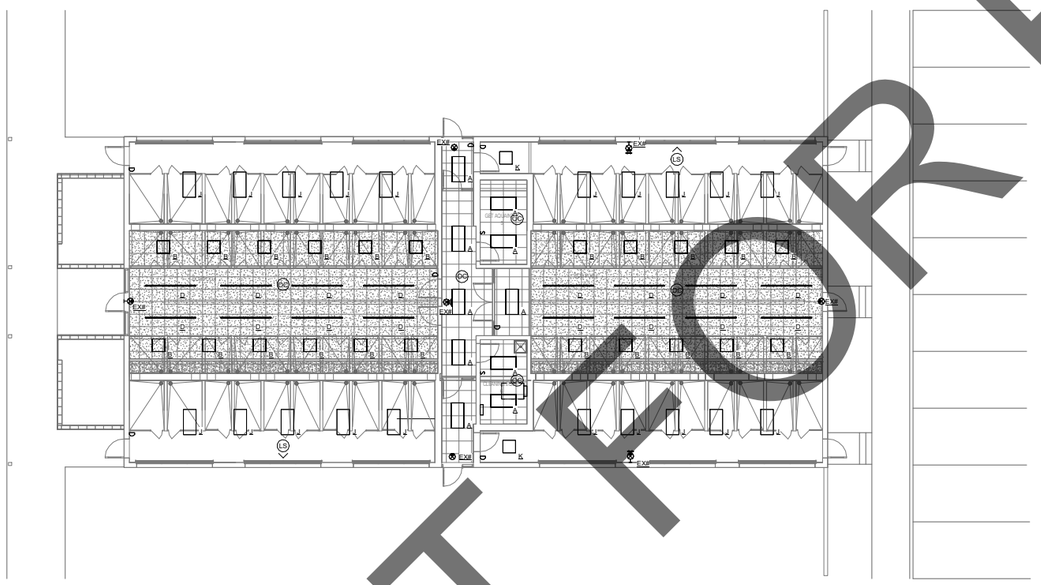

1 **ADOPTION DOG BUILDING 2 LIGHTING FLOOR PLAN**
1/8" = 1'-0"

NORTH

NOT FOR BID

IMEG
www.imegcorp.com
301 VIA PIEMONTE
SUITE 100
ONTARIO, CA 91764
P: 909.477.5915 F: 909.477.5916

IMEG CORP. RESERVES PROPRIETARY RIGHTS, INCLUDING COPYRIGHTS, TO THIS DRAWING AND THE DATA SHOWN THEREON. SAID DRAWING AND/OR DATA ARE THE EXCLUSIVE PROPERTY OF IMEG CORP. AND MAY NOT BE USED, REPRODUCED OR DISCLOSED WITHOUT PERMISSION WITHOUT THE EXPRESS WRITTEN APPROVAL AND PARTICIPATION OF IMEG CORP. ©2023 IMEG CORP.

REF. SCALE IN INCHES PROJECT #22207369.00

PRELIMINARY NOT FOR CONSTRUCTION

MILLER
architecture
interiors
planning

"Shelter Planners of America"

1177 Idaho Street, Suite 200
Redlands, CA 92374
Phone: 909-335-7400
Fax: 909-335-7299
info@miller-alp.com

LICENSED ARCHITECT
GARY W. MILLER
No. C14635
Exp. DEN. 9-30-23
STATE OF CALIFORNIA

owner approval

initials	date	phase

revisions/addenda

#	Date	Comment

ANIMAL CARE CENTER
18313 VALLEY BLVD. BLOOMINGSTON, CA 92313
SAN BERNARDINO COUNTY

project information

Project Number:	1227
Drawn By:	Author
Checked By:	MB
Issue Date:	06/01/23

sheet name
ADOPTION DOG BUILDING 2 LIGHTING FLOOR PLAN

sheet number
EF-101

Sheet Of Sheets

Autodesk Docs://22207369.00_New San Bernardino County Animal Shelter/MEP/2-22207369.00_New San Bernardino County Animal Shelter_Cont

© 2017 Miller Architectural Corporation

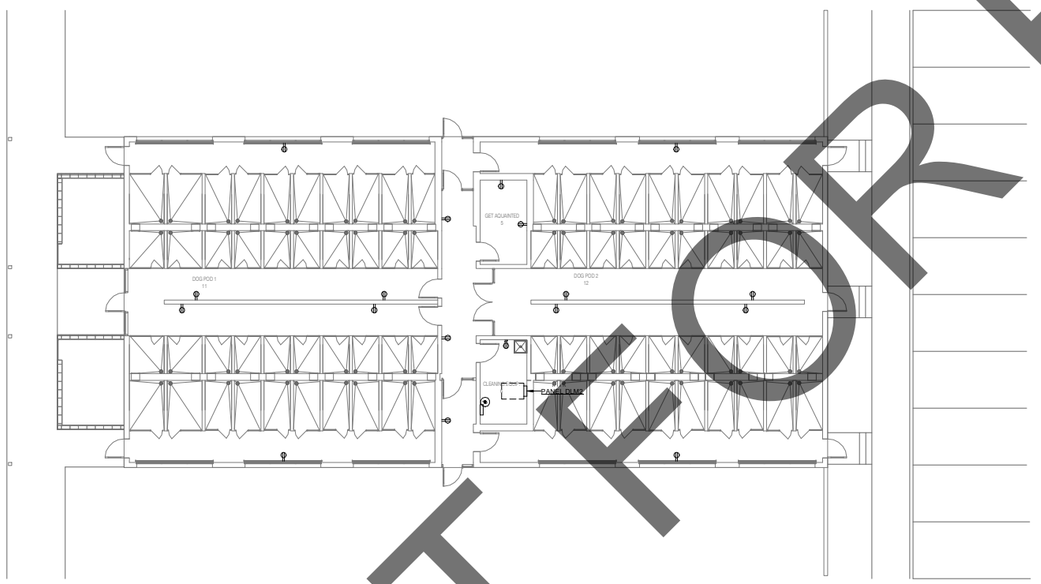

NOT FOR BID

NORTH

1 **ADOPTION DOG BUILDING 2 POWER FLOOR PLAN**
1/8" = 1'-0"

IMEG
401 VIA PIEMONTE
SUITE 400
ONTARIO, CA 91764
P: 909.477.5915 F: 909.477.5916
www.imeg-corp.com

IMEG CORP. RESERVES EXCLUSIVE PROPRIETARY RIGHTS, INCLUDING COPYRIGHTS, TO THIS DRAWING AND THE DATA SHOWN THEREON. SAID DRAWING AND/OR DATA ARE THE EXCLUSIVE PROPERTY OF IMEG CORP. AND SHALL NOT BE USED OR REPRODUCED FOR ANY OTHER PROJECT WITHOUT THE EXPRESS WRITTEN APPROVAL AND PARTICIPATION OF IMEG CORP. ©2023 IMEG CORP.

1 2
REF SCALE IN INCHES PROJECT #22097969-00

PRELIMINARY NOT FOR CONSTRUCTION

MILLER
architecture
interiors
planning

"Shelter Planners of America"

1177 Idaho Street, Suite 200
Redlands, CA 92374
Phone: 909-335-7400
Fax: 909-335-7299
info@miller-alp.com

LICENSED ARCHITECT
GARY W. MILLER
No. C14635
RENEW: 9-30-23
STATE OF CALIFORNIA

owner approval

initials	date	phase

revisions/addenda

#	Date	Comment

ANIMAL CARE CENTER
18313 VALLEY BLVD, BLOOMINGTON, CA 92313
SAN BERNARDINO COUNTY

project information

Project Number:	1227
Drawn By:	Author
Checked By:	MB
Issue Date:	06/01/23

sheet name
ADOPTION DOG BUILDING 2 POWER FLOOR PLAN

sheet number
EF-201

Sheet Of Sheets

Autodesk Docs://22097969-00_New San Bernardino County Animal Shelter/MEP/22 - 22097969-00_New San Bernardino County Animal Shelter_C.rvt

© 2017 Miller Architectural Corporation

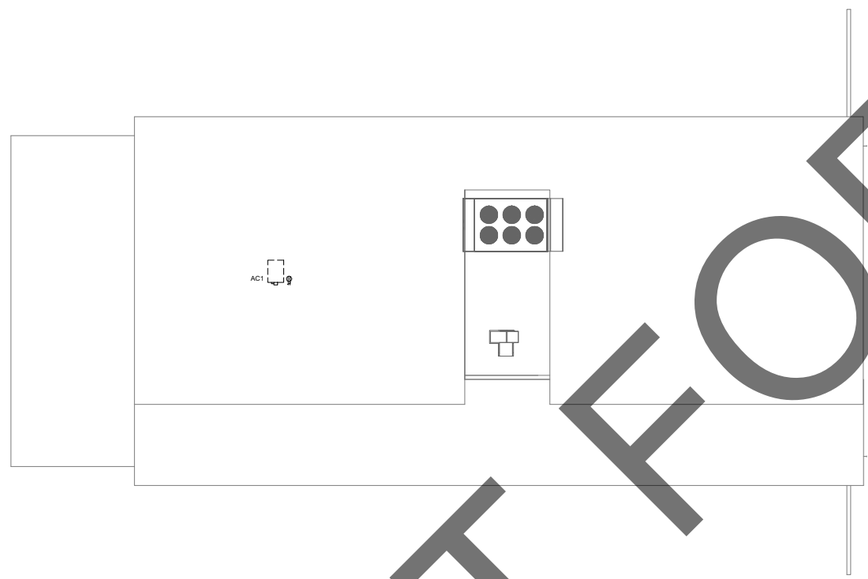

NORTH

1 **ADOPTION DOG BUILDING 2 POWER ROOF PLAN**
1/8" = 1'-0"

NOT FOR BID

IMEG
801 VIA PIEMONTE
SUITE 100
ONTARIO, CA 91764
P: 909.477.6915 F: 909.477.6916
www.imegcorp.com

IMEG CORP. RESERVES PROPRIETARY RIGHTS, INCLUDING COPYRIGHTS, TO THIS DRAWING AND THE DATA SHOWN THEREON. SAID DRAWING AND/OR DATA ARE THE EXCLUSIVE PROPERTY OF IMEG CORP. AND MAY NOT BE REPRODUCED OR DISTRIBUTED TO THIRD PARTIES WITHOUT THE EXPRESS WRITTEN APPROVAL AND PARTICIPATION OF IMEG CORP. ©2023 IMEG CORP.

REF. SCALE IN INCHES
PROJECT #22087969-00

PRELIMINARY NOT FOR CONSTRUCTION

MILLER
architecture
interiors
planning

"Shelter Planners of America"

1177 Idaho Street, Suite 200
Redlands, CA 92374
Phone: 909-335-7400
Fax: 909-335-7299
info@miller-alp.com

LICENSED ARCHITECT
GARY W. MILLER
No. C14635
Exp. REN. 9-30-23
STATE OF CALIFORNIA

owner approval

initials	date	phase

revisions/addenda

#	Date	Comment

ANIMAL CARE CENTER
18313 VALLEY BLVD, BLOOMINGTON, CA 92313
SAN BERNARDINO COUNTY

project information

Project Number:	1227
Drawn By:	Author
Checked By:	MB
Issue Date:	06/01/23

sheet name
ADOPTION DOG BUILDING 2 POWER ROOF PLAN

sheet number
EF-202

Sheet Of Sheets

Autodesk Docs://22087969-00_New San Bernardino County Animal Shelter/MEP/2_22087969-00_New San Bernardino County Animal Shelter_Cx.rvt

© 2017 Miller Architectural Corporation

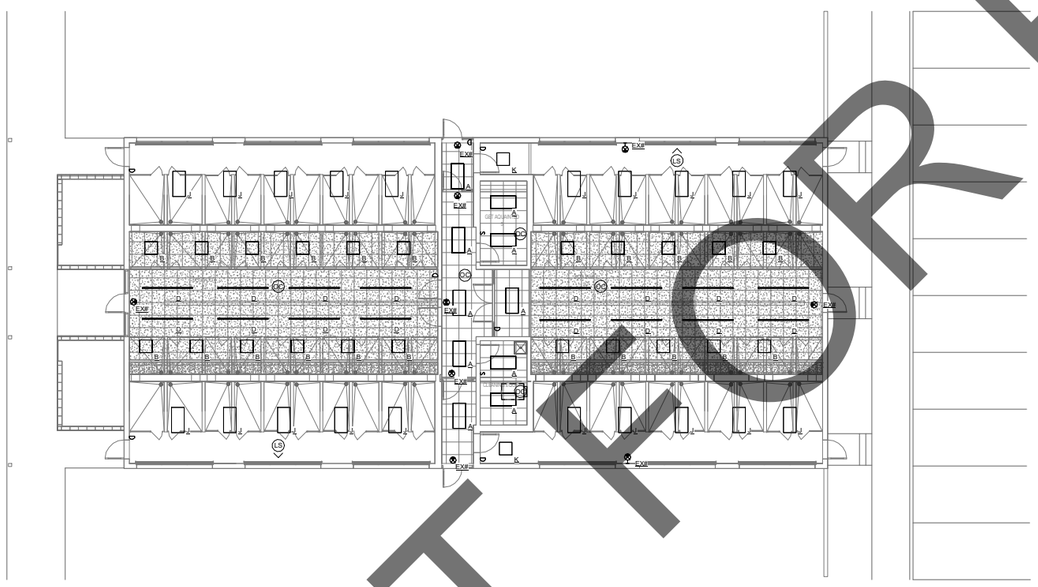
EXIT
EXIT
EXIT