

WARNING: ALL INDIVIDUALS INTERESTED IN BIDDING ON THIS PROJECT MUST OBTAIN THE FINAL PLANS AND SPECIFICATIONS FROM THE DEPARTMENT MANAGING THE PROJECT OR AS OTHERWISE STATED IN THE ADVERTISEMENT FOR BIDS FOR THE PROJECT. DO NOT USE THE PLANS AND SPECIFICATIONS POSTED ON THE CLERK OF THE BOARD'S WEBSITE FOR BIDDING ON THIS PROJECT.

**NOTICE TO BIDDERS AND SPECIAL PROVISIONS
FOR CONSTRUCTION ON**

***CEDAR STREET AND OTHER ROADS - PHASE I
Various Roads***

LENGTH: 14.36 Miles
WORK ORDER: H15173
AREA: Oak Hills
ROAD NO.: Various

For use in connection with the following publications of the State of California, Department of Transportation:

1. California Department of Transportation (Caltrans) 2015 Standard Specifications, including the Caltrans 2015 Revised Standard Specifications (Revisions through July 21, 2017), unless specified otherwise in these Special Provisions.
2. Caltrans Standard Plans dated 2018 (Revisions through October 20, 2021), unless specified otherwise in these Special Provisions.
3. Labor Surcharge and Equipment Rental Rates effective on the date work is accomplished.

**SAN BERNARDINO COUNTY
DEPARTMENT OF PUBLIC WORKS**

-- TRANSPORTATION --




The Notice to Bidders and Special Provisions, prepared for construction on

CEDAR STREET AND OTHER ROADS - PHASE I
Various Roads

LENGTH: 14.36 Miles
WORK ORDER: H15173
AREA: Oak Hills
ROAD NO.: Various

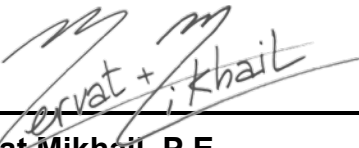
have been recommended for approval under the direction of the following:



8/29/2023

Brendon Biggs, P.E.
Director of Public Works

Date

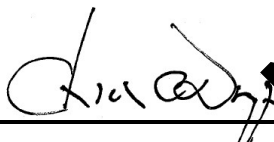


8/29/2023

Mervat Mikhail, P.E.
Deputy Director of Public Works


Date

have been prepared by or under the direction of the following Registered Engineers:



08/28/2023

Chris Nguyen, P.E.
Transportation Design Division Engineering Manager Date



08/28/2023

Jeremy Johnson, P.E.
Traffic Division Engineering Manager Date



NOT FOR BID

TABLE OF CONTENTS

Notice to Bidders	NB-1
Special Provisions	SP-1

DIVISION I GENERAL PROVISIONS

Section 1. General	SP-1
Section 2. Bidding	SP-4
Section 3. Contract Award and Execution	SP-8
Section 4. Scope of Work	SP-15
Section 5. Control of Work	SP-17
Section 6. Control of Materials	SP-27
Section 7. Legal Relations and Responsibility to the Public	SP-31
Section 8. Progress Schedule	SP-45
Section 9. Payment	SP-47

DIVISION II GENERAL CONSTRUCTION

Section 10. GENERAL	SP-50
Section 11. Permits and Agreements	Brown Pages
Section 12. Standard and Special Drawings	Green Pages
Section 13. Proposal	P-1
Section 14. Contract (with attachments)	1 of 14

NOTICE TO BIDDERS

NOTICE IS HEREBY GIVEN that the Board of Supervisors of the San Bernardino County, State of California, will receive sealed proposals until

10:00 A.M., THURSDAY, XXXXXXXX XX, 20XX

in the building of:

San Bernardino County Department of Public Works
Front Reception Desk
825 East 3rd Street
San Bernardino, CA 92415-0835

PLEASE NOTE: All bidders and subcontractors, including, but not limited to persons or entities that deliver ready-mix concrete, must be registered with: 1) the Department of Industrial Relations (with limited exceptions from this requirement for bid purposes only under Labor Code section 1771.1(a)); and 2) All bidders are required to register with the County's ePro system prior to the date and time to receive sealed proposals or they will be disqualified. The lowest responsive and responsible bidder and its subcontractors must also be registered with the Department of Industrial Relations at the time of award of the contract and must remain registered throughout the term of the contract pursuant to Labor Code section 1771.1. For more information on the requirements of Labor Code section 1771.1, please see <http://www.dir.ca.gov/Public-Works/SB854.html>.

Bids (also referred to as "proposals") in response to this solicitation can be submitted through the San Bernardino County Electronic Procurement Network (ePro) <https://epro.sbcounty.gov/epro/> (**however, if the bid is submitted in ePro, the bidder's security described herein must still be submitted in person in a sealed envelope prior to the proposal opening date and time**) or in person at the San Bernardino County Department of Public Works at which time they will be transmitted, publicly opened and declared via video and teleconference via gotoc.com using meeting ID 434-769-549. See the flyer available under the bid posting on ePRO for further login information for the following project:

SEPAR STREET AND OTHER ROADS - PHASE I Various Roads

LENGTH: 14.36 Miles

W.O.: H15173

AREA: Oak Hills

ROAD NO.: Various

The work, in general, consists of chip, slurry, crack seal, mill and overlay, paint traffic stripes, and pavement markings and doing other work appurtenant thereto.

This project requires a **Class A** contractor's license issued by the California Contractors State Licensing Board. The Contractor must maintain this license from contract award through contract acceptance. All contractors, including any out-of-state contractors/subcontractors, must comply with all applicable laws and regulations of the State of California at the time of bid and award.

*

A non-mandatory pre-bid meeting is scheduled for

10:00 A.M., WEDNESDAY, XXXXXXX XX, 20XX

To be held via video and teleconference via goto.com using meeting ID 434-769-549. See the flyer available under the bid posting on ePRO for further login information. Handouts from the Pre-bid meeting will be post on ePRO shortly after the Pre-Bid meeting. **All bidders and interested small businesses are encouraged to attend this meeting.**

This meeting is to inform bidders of project requirements and subcontractors of subcontracting and material supply opportunities. Bidder's attendance at this meeting is not mandatory, but all bidders are encouraged to attend this meeting.

NOTICE: BIDDERS MUST OBTAIN BIDDING DOCUMENTS AND PREPARE THEIR BIDS ON FORMS OBTAINED DIRECTLY FROM THE SAN BERNARDINO COUNTY DEPARTMENT OF PUBLIC WORKS OR FROM THE SAN BERNARDINO COUNTY ELECTRONIC PROCUREMENT NETWORK (ePRO) <https://eproc.sbcounty.gov/eproc/>. BIDS PREPARED ON FORMS OBTAINED FROM OTHER SOURCES WILL NOT BE ACCEPTED. BIDDERS MUST BE LISTED ON THE OFFICIAL PLAN HOLDERS LIST AT THE TIME BIDS ARE PUBLICLY OPENED. BIDS RECEIVED FROM BIDDERS WHO ARE NOT LISTED ON THE OFFICIAL PLAN HOLDERS LIST WILL NOT BE ACCEPTED.

Bids shall be prepared in accordance with these Special Provisions and the following:

1. Caltrans 2015 Standard Specifications, including the Caltrans 2015 Revised Standard Specifications (Revisions through July 21, 2017), unless specified otherwise in these Special Provisions.
2. Caltrans Standard Plans dated 2018 (Revisions through October 20, 2021), unless specified otherwise in these Special Provisions.
3. Labor Surcharge and Equipment Rental Rates effective on the date work is accomplished.

These publications are published by Caltrans and may be reviewed at the following website: <http://www.dot.ca.gov/de/oe/construction-contract-standards.html>.

The bids must also be accompanied by cash, cashier's check, certified check, or bidder's bond executed by an admitted surety insurer, made payable to the San Bernardino County in the amount of at least ten percent of the amount of the bid given as a guarantee that the bidder will enter into a contract. The contract shall be signed by the successful bidder and returned **within 10 days**, and the contract bonds, copy of insurance policies, and Certificates of Insurance, with documents to verify any self-insurance coverage shall be provided **within 10 days**, not including Saturdays, Sundays and legal holidays, after the bidder has received the contract for execution.

The Engineer will issue two (2) Notices to Proceed, the first being a Notice to Proceed with Submittals, and the second being a Notice to Proceed with Construction. The Contractor shall begin construction work **within 15 days** after the Notice to Proceed with Construction (excluding Saturday, Sunday, and holidays). Pursuant to Section 1-1.07, "DEFINITIONS", of

the Standard Specifications, "day" means "24 consecutive hours running from midnight to midnight; calendar day".

The Plans and Special Provisions may be obtained at no cost by visiting <http://epro.sbcounty.gov/lbso>

With the purchase, a return address must be furnished which the purchaser thereby agrees is sufficient to reach him/her. Please note that, upon payment of the purchase price, the purchased copy of the plans and Special Provisions become the property of the purchaser and are not to be returned to the County for refund.

QUESTIONS: Bidders must submit all questions in writing, by mail, fax, or e-mail. The deadline for bidder questions is **5:00 P.M. on FRIDAY, XXXXXXXX XX, 20XX**

BONDS: The successful bidder will be required to furnish a Labor and Materials Bond and a Faithful Performance Bond, each in a penal sum equal to one hundred percent of the contract price.

Notice is hereby given that the successful bidder who is awarded the contract may avail itself to Public Contract Code section 22300 which allows substitute securities to be deposited in lieu of retention payments withheld to insure performance.

ePRO: Attention is directed to Section 2, "Proposal Requirements and Conditions" regarding the San Bernardino County's Electronic Procurement Network (ePro) system. THIS SYSTEM REQUIRES NEW REGISTRATION FOR ALL VENDORS DOING BUSINESS WITH THE COUNTY.

EQUAL EMPLOYMENT OPPORTUNITY: During the term of the Agreement, Contractor shall not discriminate against any employee or applicant for employment because of race, religious creed, color, national origin, ancestry, physical disability, mental disability, medical condition, genetic information, marital status, sex, gender, gender identity, gender expression, sexual orientation, age, or military and veteran status. Contractor shall comply with Executive Orders 11246, 11375, 11625, 12138, 12412, 12250, 13672, Title VI and Title VII of the Civil Rights Act of 1964, the California Fair Housing and Employment Act and other applicable Federal, State of California and County laws and regulations and policies relating to equal employment and contracting opportunities, including laws and regulations hereafter enacted.

This contract is subject to the State of California contract nondiscrimination and compliance requirements pursuant to Government Code section 12990.

EMERGING SMALL BUSINESS ENTERPRISE PROGRAM: Contractors are encouraged to participate in the San Bernardino County Emerging Small Business Enterprise (ESBE) Program. Questions regarding the ESBE Program should be directed to the Department of Public Works, Contracts Division at (909) 387-7920.

CONFLICT OF INTEREST AND FORMER COUNTY OFFICIALS: Attention is directed to the Conflict of Interest and Former County Officials requirements in the special provisions.

REPORT BID RIGGING: Please report any suspected bid rigging, bidder collusion, and other fraudulent activities in order for the County to identify and investigate highway construction contract fraud and abuse. You may report such activities by calling the Department's Contracts Division phone number at (909) 387-7920.

PREVAILING WAGES: Pursuant to section 1773 of the Labor Code, the general prevailing rates of wages in the San Bernardino County have been determined and are listed in the State of California Department of Industrial Relations Director's General Prevailing Wage Determinations (<https://www.dir.ca.gov/OPRL/DPreWageDetermination.htm>). In addition,

these wages are set forth in the General Prevailing Wage Rates included in these Special Provisions. The Contractor and subcontractors shall not pay less than the prevailing wage. Copies of the prevailing wage rates are also on file at the San Bernardino County Department of Public Works Contracts Division office (address identified above) and shall be made available to any interested party on request. A copy of the determination of the Director of prevailing rate of per diem wages shall be posted at each job site. More specifically, the Contractor shall post the general prevailing wage rates at a prominent place at the job site (Labor Code section 1773.2).

Future effective general prevailing wage rates, which have been predetermined and are on file with the California Department of Industrial Relations are referenced but not printed in the general prevailing wage rates.

LABOR CODE REQUIREMENTS REGARDING REGISTRATION AS CONTRACTOR OR SUBCONTRACTOR REQUIRED PRIOR TO BID PROPOSAL SUBMISSION: Contractor shall comply with Labor Code section 1771.1, including, but not limited to, the following requirements: (1) no contractor or subcontractor may be listed on a bid proposal for a public works project unless registered with the Department of Industrial Relations pursuant to Labor Code section 1725.5 (with limited exceptions from this requirement for bid purposes only under Labor Code section 1771.1(a)); (2) no contractor or subcontractor may be awarded a contract for public work or perform work on a public works project unless registered with the Department of Industrial Relations pursuant to Labor Code section 1725.5; (3) this Project is subject to compliance monitoring and enforcement by the Department of Industrial Relations; (4) Contractor shall post job site notices regarding compliance monitoring and enforcement by the Department of Industrial Relations; and (5) Contractor must submit certified payroll at least monthly to the Labor Commissioner in a format prescribed by the Labor Commissioner.

As provided in Labor Code section 1771.1:

(a) A contractor or subcontractor shall not be qualified to bid on, be listed in a bid proposal, subject to the requirements of Section 4104 of the Public Contract Code, or engage in the performance of any contract for public work, as defined in this chapter, unless currently registered and qualified to perform public work pursuant to Section 1725.5. It is not a violation of this section for an unregistered contractor to submit a bid that is authorized by Section 7029.1 of the Business and Professions Code or by Section 10164 or 20103.5 of the Public Contract Code, provided the contractor is registered to perform public work pursuant to Section 1725.5 at the time the contract is awarded.

(b) Notice of the requirement described in subdivision (a) shall be included in all bid invitations and public works contracts, and a bid shall not be accepted nor any contract or subcontract entered into without proof of the contractor or subcontractor's current registration to perform public work pursuant to Section 1725.5.

(c) An inadvertent error in listing a subcontractor who is not registered pursuant to Section 1725.5 in a bid proposal shall not be grounds for filing a bid protest or grounds for considering the bid nonresponsive, provided that any of the following apply:

(1) The subcontractor is registered prior to the bid opening.

(2) Within 24 hours after the bid opening, the subcontractor is registered and has paid the penalty registration fee specified in subparagraph (E) of paragraph (2) of subdivision (a) of Section 1725.5.

(3) The subcontractor is replaced by another registered subcontractor pursuant to Section 4107 of the Public Contract Code.

(d) Failure by a subcontractor to be registered to perform public work as required by subdivision (a) shall be grounds under Section 4107 of the Public Contract Code for the contractor, with the consent of the awarding authority, to substitute a subcontractor who is registered to perform public work pursuant to Section 1725.5 in place of the unregistered subcontractor.

(e) The department shall maintain on its Internet Web site a list of contractors who are currently registered to perform public work pursuant to Section 1725.5.

(f) A contract entered into with any contractor or subcontractor in violation of subdivision (a) shall be subject to cancellation, provided that a contract for public work shall not be unlawful, void, or voidable solely due to the failure of the awarding body, contractor, or any subcontractor to comply with the requirements of Section 1725.5 or this section.

(g) If the Labor Commissioner or his or her designee determines that a contractor or subcontractor engaged in the performance of any public work contract without having been registered in accordance with this section, the contractor or subcontractor shall forfeit, as a civil penalty to the state, one hundred dollars (\$100) for each day of work performed in violation of the registration requirement, not to exceed an aggregate penalty of eight thousand dollars (\$8,000) in addition to any penalty registration fee assessed pursuant to clause (ii) of subparagraph (E) of paragraph (2) of subdivision (a) of Section 1725.5.

(h) (1) In addition to, or in lieu of, any other penalty or sanction authorized pursuant to this chapter, a higher tiered public works contractor or subcontractor who is found to have entered into a subcontract with an unregistered lower tier subcontractor to perform any public work in violation of the requirements of Section 1725.5 or this section shall be subject to forfeiture, as a civil penalty to the state, of one hundred dollars (\$100) for each day the unregistered lower tier subcontractor performs work in violation of the registration requirement, not to exceed an aggregate penalty of ten thousand dollars (\$10,000).

(2) The Labor Commissioner shall use the same standards specified in subparagraph (ii) of paragraph (2) of subdivision (a) of Section 1775 when determining the severity of the violation and what penalty to assess, and may waive the penalty for a first-time violation that was unintentional and did not hinder the Labor Commissioner's ability to monitor and enforce compliance with the requirements of this chapter.

(3) A higher tiered public works contractor or subcontractor shall not be liable for penalties assessed pursuant to paragraph (1) if the lower tier subcontractor's performance is in violation of the requirements of Section 1725.5 due to the revocation of a previously approved registration.

(4) A subcontractor shall not be liable for any penalties assessed against a higher tiered public works contractor or subcontractor pursuant to paragraph (1). A higher tiered public works contractor or subcontractor may not require a lower tiered subcontractor to indemnify or otherwise be liable for any penalties pursuant to paragraph (1).

(i) The Labor Commissioner or his or her designee shall issue a civil wage and penalty assessment, in accordance with the provisions of Section 1741, upon determination of penalties pursuant to subdivision (g) and subparagraph (B) of paragraph (1) of subdivision (h). Review of a civil wage and penalty assessment issued under this subdivision may be requested in accordance with the provisions of Section 1742. The regulations of the Director of Industrial Relations, which govern proceedings for review of civil wage and penalty assessments and the withholding of contract payments under Article 1 (commencing with Section 1720) and Article 2 (commencing with Section 1770), shall apply.

(j) (1) Where a contractor or subcontractor engages in the performance of any public work contract without having been registered in violation of the requirements of Section 1725.5 or this section, the Labor Commissioner shall issue and serve a stop order prohibiting the use of the unregistered contractor or the unregistered subcontractor on all public works until the unregistered contractor or unregistered subcontractor is registered. The stop order shall not apply to work by registered contractors or subcontractors on the public work.

(2) A stop order may be personally served upon the contractor or subcontractor by either of the following methods:

(A) Manual delivery of the order to the contractor or subcontractor personally.

(B) Leaving signed copies of the order with the person who is apparently in charge at the site of the public work and by first class mail, postage prepaid to the contractor or subcontractor at one of the following:

(i) The address of the contractor or subcontractor on file with either the Secretary of State or the Contractors' State License Board.

(ii) If the contractor or subcontractor has no address on file with Secretary of State or the Contractors' State License Board, the address of the site of the public work.

(3) The stop order shall be effective immediately upon service and shall be subject to appeal by the party contracting with the unregistered contractor or subcontractor, by the unregistered contractor or subcontractor, or both. The appeal, hearing and any further review of the hearing decision shall be governed by the procedures, time limits, and other requirements specified in subdivision (a) of Section 238.1.

(4) Any employee of an unregistered contractor or subcontractor who is affected by a work stoppage ordered by the commissioner pursuant to this subdivision shall be paid at his or her regular hourly prevailing wage rate by that employer for any hours the employee would have worked but for the work stoppage, not to exceed 10 days.

(k) Failure of a contractor or subcontractor, owner, director, officer, or managing agent of the contractor or subcontractor to observe a stop order issued and served upon him or her pursuant to subdivision (j) is guilty of a misdemeanor punishable by imprisonment in county jail not exceeding 60 days or by a fine not exceeding ten thousand dollars (\$10,000), or both.

(l) This section shall apply to any bid proposal submitted on or after March 1, 2015, and any contract for public work entered into on or after April 1, 2015. This

section shall also apply to the performance of any public work, as defined in this chapter, on or after January 1, 2018, regardless of when the contract for public work was entered.

(m) Penalties received pursuant to this section shall be deposited in the State Public Works Enforcement Fund established by Section 1771.3 and shall be used only for the purposes specified in that section.

(n) This section shall not apply to work performed on a public works project of twenty-five thousand dollars (\$25,000) or less when the project is for construction, alteration, demolition, installation, or repair work or to work performed on a public works project of fifteen thousand dollars (\$15,000) or less when the project is for maintenance work.


LABOR CODE REQUIREMENTS FOR ENTITIES HAULING OR DELIVERING READY-MIXED CONCRETE: Adherence to the prevailing wage requirements found in Labor Code section 1720.9 for the hauling and delivery of ready-mixed concrete is required. This includes, but is not limited to, a requirement for the person or entity that delivers ready-mixed concrete to register with the Department of Industrial Relations (DIR) as specified in Labor Code section 1725.5. For more information, please see the DIR website: <http://www.dir.ca.gov/>.

IRAN CONTRACTING ACT OF 2010 (Public Contract Code section 2200 et seq.) (Applicable only to Contracts of One Million Dollars (\$1,000,000) or More): In accordance with Public Contract Code section 2204(a), the bidder certifies that at the time the bid is submitted, the bidder signing the bid is not identified on a list created pursuant to subdivision (b) of Public Contract Code section 2203 as a person (as defined in Public Contract Code section 2202(e)) engaging in investment activities in Iran described in subdivision (a) of Public Contract Code section 2202.5, or as a person described in subdivision (b) of Public Contract Code section 2202.5, as applicable.

RUSSIAN SANCTION/EXECUTIVE ORDER N-6-22 (Applicable for all Contracts of five million dollars (\$5,000,000) or more utilizing State funding.): On March 4, 2022, Governor Gavin Newsom issued Executive Order N-6-22 (the EO) regarding Economic Sanctions against Russia and Russian entities and individuals. "Economic Sanctions" refers to sanctions imposed by the U.S. government in response to Russia's actions in Ukraine (<https://home.treasury.gov/policy-issues/financial-sanctions/sanctions-programs-and-country-information/ukraine-russia-related-sanctions>), as well as any sanctions imposed under state law (<https://www.dgs.ca.gov/OLS/Ukraine-Russia>). The EO directs state agencies and their contractors (including by agreement or receipt of a grant) to terminate contracts with, and to refrain from entering any new contracts with, individuals or entities that are determined to be a target of Economic Sanctions. Accordingly, should it be determined that Contractor is a target of Economic Sanctions or is conducting prohibited transactions with sanctioned individuals or entities, that shall be grounds for termination of this agreement. Contractor shall be provided advance written notice of such termination, allowing Contractor at least 30 calendar days to provide a written response. Termination shall be at the sole discretion of the County.

PAYMENT BY ELECTRONIC FUND TRANSFER: Contractor shall accept all payments from County via electronic funds transfer (EFT) directly deposited into the Contractor's designated checking or other banking account. Contractor shall promptly comply with directions and accurately complete forms provided by County required to process EFT payments.

BRENDON BIGGS, P.E., DIRECTOR
DEPARTMENT OF PUBLIC WORKS



By:
ANDY SILAO, P.E.
Contracts Division Engineering Manager

DATE: _____

NOT FOR BID

**SAN BERNARDINO COUNTY
SPECIAL PROVISIONS FOR CONSTRUCTION ON
CEDAR STREET AND OTHER ROADS - PHASE I
Various Roads**

LENGTH: 14.36 Miles
WORK ORDER: H15173
AREA: Oak Hills
ROAD NO.: Various

ORGANIZATION

Special provisions are under headings that correspond with the main-section headings of the Caltrans Standard Specifications. A main-section heading is a heading shown in the table of contents of the Standard Specifications.

Each special provision begins with a revision clause that describes or introduces a revision to the Standard Specifications.

Any paragraph added or deleted by a revision clause does not change the paragraph numbering of the Standard Specifications.

**DIVISION I GENERAL PROVISIONS
GENERAL**

Add the following paragraph to section 1-1.01, "GENERAL":

The Notice to Bidders is incorporated into these Special Provisions by this reference.

Add the following paragraphs to section 1-1.01, "GENERAL":

The work embraced herein shall be done in accordance with:

- 1) Caltrans 2015 Standard Specifications, including the Caltrans 2015 Revised Standard Specifications (Revisions through July 21, 2017), unless specified otherwise in these Special Provisions;
- 2) Caltrans Standard Plans dated 2018 (Revisions through October 20, 2021), unless specified otherwise in these Special Provisions;
- 3) Project Plans and these Special Provisions;
- 4) The Contract; and
- 5) All other documents identified in the Contract.

Both the Standard Specifications and the Standard Plans are published by the State of California, Department of Transportation (Caltrans) and may be reviewed at the following website: http://www.dot.ca.gov/hq/esc/oe/construction_standards.html.

In case of a conflict between the Standard Specifications and these Special Provisions, the Special Provisions shall take precedence over and be used in lieu of such conflicting portions.

Amendments to the Standard Specifications set forth in these Special Provisions shall be considered as part of the Standard Specifications for the purposes set forth in Section 5-1.02, "Contract Components," of the Standard Specifications. Whenever either the term "Standard Specifications is amended" is used in the Special Provisions, the indented text or table following the term shall be considered an amendment to the Standard Specifications. In case of conflict between such amendments and the Standard Specifications, the amendments shall take precedence over and be used in lieu of the conflicting portions.

Whenever in these Special Provisions the term section is used in an introductory instruction, it shall be understood to mean and refer to the section of the Standard Specifications unless otherwise specified. The special provision introductory instructions begin with the words "Delete," "Replace," or "Add," and appear as bold text, centered in the page.

Add the following paragraphs to section 1-1.07B, "Glossary":

Whenever in the Standard Specifications the following terms are used, they shall be understood to mean and refer to the following:

1. Department – The San Bernardino County.
2. Office Engineer, Engineer or Director -- The Director of the Department of Public Works acting either directly or through properly authorized agents, engineer, assistants, inspectors and superintendents acting severally within the scope of the particular duties delegated to them.
3. Attorney General -- The San Bernardino County Board of Supervisors.
4. Laboratory -- Any laboratory authorized by the Department of Public Works to test materials and work involved in the contract.
5. Liquidated Damages -- In accordance with Section 8-1.10 of the Standard Specifications, the amount prescribed in Section 8 of the Special Provisions to be paid to the County pursuant to the indicated conditions.
6. Engineer's Estimate -- The list of estimated quantities of work to be performed as contained in the contract documents.
7. State - The San Bernardino County.
8. Awarding Authority or Department - Means the County Board of Supervisors or any department or special district recommending to the Purchasing Agent or the County Board that a contract be awarded.
9. Consultant - Means person(s), sole proprietorships, partnerships, associations, joint ventures, corporations, institutions or other entities who provide expert, professional assistance to the County under a contract.
10. Contract - Means an agreement between two parties consisting of an offer and an acceptance resulting from solicitation of bids or proposals, in which each party commits to stipulated prices, terms and conditions, or materials or services.
11. Contractor - Means any person, sole proprietorship, partnership, association, corporation, joint venture, institution or other entity which is a party to a contract.
12. Minority – Means the same as defined in Public Contract Code section 2051(c).
13. Small Business Concern – Means a small business as defined by Section 3 of the Small Business Act and relevant regulations found in Title 13 Part 121 of the CFR.

14. Procurement - Includes the acquisition of material, supplies, goods equipment, systems, construction and services through both formal (including competitive bids) and informal transactions which result in purchase orders and/or contracts.
15. Public Works Contract - Is an agreement to perform the work described in Public Contract Code section 22002.
16. Purchase - Means a method of procurement which results in an order for materials, supplies, goods, equipment, systems or services.
17. Purchase Order - Is defined as a form of contract which is used to order supplies, equipment, goods, systems or services. These are either unilateral, or one signature in nature, subject to performance by a vendor to form a contractual obligation.
18. Purchasing Agent - Means the Director of the Purchasing Department.
19. Bidder/Proposer - Means any person or entity making an offer or proposal to provide goods and/or services to the County.
20. Subcontractor - Means an individual or business firm contracting to perform part or all of another's contract.
21. Bid Item List – Means the schedule of items found in the Proposal pages starting on P-1 of these Special Provisions.
22. Bid book – Means the Proposal pages starting on P-1 of these Special Provisions.
23. Estimated Cost – Is the estimated cost of the project.
24. Holiday – Holidays shown in the following table:

Holidays

Holiday	Date observed
Every Sunday	Every Sunday
New Year's Day	January 1st
Birthday of Martin Luther King, Jr.	3rd Monday in January
Washington's Birthday	3rd Monday in February
Memorial Day	Last Monday in May
Juneteenth	June 19
Independence Day	July 4th
Labour Day	1st Monday in September
Columbus Day	2nd Monday in October
Veterans Day	November 11th
Thanksgiving Day	4th Thursday in November
Day after Thanksgiving Day	Day after Thanksgiving Day
Christmas Day Eve	December 24th
Christmas Day	December 25th
New Year's Day Eve	December 31st

If a holiday falls on a Sunday the next weekday that is not a holiday will be taken as a holiday.

If a holiday falls on a Saturday the previous weekday that is not a holiday will be taken as a holiday.

- 25. Informal-bid contract – Means a contract that has "Informal Bid Authorized by Public Contract Code section 22032(b)" on the cover of the *Notice to Bidders and Special Provisions*.
- 26. Labor Surcharge and Equipment Rental Rates - Means Caltrans publication that lists labor surcharge and equipment rental rates.
- 27. Offices of Structure Design or OSD means the Engineer.
- 28. "Labor Compliance Office of the district" or "Labor Compliance Office" means the Department's Contracts Division.
- 29. Business Day - Day on the calendar except a Saturday, Sunday and a holiday.
- 30. Working Day – This definition is the same as that provided in the Standard Specifications except for the exclusion in subsection 2.1 of the definition of "working day" found in section 1-1.07B, "Glossary," which is revised to state "Saturday, Sunday and a holiday."

Other terms appearing in the Standard Specifications and these Special Provisions shall have the intent and meaning specified in Section 1, "General," of the Standard Specifications. In the event of a conflict between the above terms and definitions and the terms and definitions identified in the Standard Specifications, the terms and definitions used in these Special Provisions shall control. Pursuant to section 1-1.07, "DEFINITIONS," of the Standard Specifications, unless otherwise noted as a "working day" or "business day," "day" in these Special Provisions means "24 consecutive hours running from midnight to midnight; calendar day."

Delete section 1-1.08, "DISTRICTS."

Delete section 1-1.11, "WEB SITES, ADDRESSES, AND TELEPHONE NUMBERS."

Replace section 1-1.12, "MISCELLANY," with:

1-1.12 MISCELLANY

Make checks and bonds payable to the San Bernardino County.

NOT FOR BID

2 BIDDING

Add the following paragraphs to section 2-1.01, "GENERAL":

The bidder must comply with the provisions in Section 2, "Bidding" of the Standard Specifications and these Special Provisions for the requirements and conditions which the bidder must observe in the preparation of the proposal form and the submission of the bid.

In addition to the subcontractors required to be listed in conformance with Section 2-1.10, "Subcontractor List," of the Standard Specifications, each proposal must have listed therein the portion of work that will be done by each subcontractor listed. A sheet for listing the subcontractors is included in the Proposal.

In accordance with Public Contract Code section 7106, a Noncollusion Declaration is included in the Proposal. All bidders must review, sign and submit the Noncollusion Declaration with their bid. **Any bid that fails to include an executed Noncollusion Declaration shall be considered nonresponsive.**

The Proposal, including all required forms, must be signed by the bidder or an authorized representative of bidder. PROPOSALS THAT ARE NOT SIGNED WILL BE DEEMED NONRESPONSIVE AND REJECTED.

Replace the 6th paragraph of section 2-1.04, “Pre-bid Outreach Meeting,” with:

The Department may hold a single pre-bid meeting for more than one contract. Sign the sign-in sheet for the contract you intend to bid on. If you are bidding on multiple contracts, sign each sign-in sheet for each contract you intend to bid on. The sign-in sheets, with the names of all companies in attendance at each pre-bid meeting, will be made available through ePro and/or the Department for all bidders to view.

Replace section 2-1.06A, “General,” with:

2-1.06A General

The Proposal, which includes the Bid Item List, can be found in these Special Provisions and on the San Bernardino County Electronic Procurement Network (<https://epro.sbcounty.gov/epro/>) as described further herein, and shall be used.

Replace section 2-1.06B, “Supplemental Project Information,” with:

2-1.06B Supplemental Project Information

The County makes supplemental information available as specified in these Special Provisions.

If supplemental project information is available for inspection, bidders may view it by phoning in a request. The Contracts Division phone number is (909) 387-7920. Make your request at least 7 days before viewing. Include in your request:

1. Project title
2. Work order number
3. Viewing date
4. Contact information, including telephone number

The supplemental information may be available to interested parties at the following address:

San Bernardino County Department of Public Works
Contracts Division
825 East 3rd Street, Room 147
San Bernardino, CA 92415-0835

Replace section 2-1.10, “SUBCONTRACTOR LIST,” with:

2-1.10 SUBCONTRACTOR LIST

On the Subcontractor List form, list each subcontractor to perform work in an amount in excess of 1/2 of 1 percent of the total bid or \$10,000, whichever is greater (Pub Cont Code § 4100 et seq.).

For each subcontractor listed, the Subcontractor List form must show:

1. Business name and the location of its place of business.
2. California contractor license number for a non-federal-aid contract.
3. Department of Industrial Relations public works contractor registration number.

4. The portion of work it will perform. The prime contractor shall list only one subcontractor for each portion as is defined by the prime contractor in his or her bid.

Delete section 2-1.12, "DISADVANTAGED BUSINESS ENTERPRISES."

Delete section 2-1.15, "DISABLED VETERAN BUSINESS ENTERPRISES."

Delete section 2-1.18, "SMALL BUSINESS AND NON-SMALL BUSINESS SUBCONTRACTOR PREFERENCES."

Delete section 2-1.27, "CALIFORNIA COMPANIES."

Delete section 2-1.31, "OPT OUT OF PAYMENT ADJUSTMENTS FOR PRICE INDEX FLUCTUATIONS."

Add the following paragraphs to section 2-1.33, "BID DOCUMENT COMPLETION AND SUBMITTAL":

ePRO

Bids must be received by the designated date and time. An electronic bid can be submitted through the San Bernardino County Electronic Procurement Network (ePro) <https://epro.sbcounty.gov/epro/>. Submittals in ePro will be opened from the system's "encrypted lock box" and evaluated as stated in this solicitation. If the bid is submitted through ePro, the bid may also be withdrawn OR retrieved, adjusted, and re-submitted by the bidder at any time prior to the scheduled deadline for submission of the bid. Paper responses will also be accepted at the location identified in the solicitation and can be withdrawn at any time prior to the scheduled deadline for submission of the bid. If the bid is submitted through ePro, the bidder acknowledges that its electronic signature is legally binding. **All bidders must register with the ePro system prior to the date and time to receive the bid or they will be disqualified. Late or incomplete bids will be considered non responsive.** A "complete" bid is defined as a bidder's submittal that includes all bid documents (i.e., the bid / proposal, bidder's security in a separately sealed envelope, and any other bid documents required for the project). System-related issues in ePro shall be directed to Vendor support at ePro.Vendors@buyspeed.com or at (855) 800-5046. For procurement questions involving ePro, please contact the Purchasing Department at (909) 387-2060. **NOTE: If sending the bid or bid bond to the Public Works Department in a mail envelope (i.e. U.S. Postal Office, Federal Express, etc.) please enclose the bid and/or bond inside the mail envelope in a separately sealed envelope bearing the title of the project, the name of the bidder, and marked "Bid Proposal and/or Bid Bond". All mail, including Priority and Express Mail, sent via the U.S. Postal Service is received by the County's mail room then distributed to the Public Works Department. This can cause a delay in the receipt of bids. The County is not responsible for any delays caused by mail service to a different County location. It is Bidder's responsibility to ensure bids and bid bonds are received at the Public Works Department, 825 East 3rd Street, Front Reception Desk, San Bernardino, CA, on or before the time set for opening of bids.**

REQUIRED LISTING OF SUBCONTRACTORS

A sheet for listing the subcontractors, as required herein, is included in the Proposal.

Delete section 2-1.33A, "General."
Delete section 2-1.33B, "Bid Form Submittal Schedules."
Replace section 2-1.34, "BIDDER'S SECURITY," with:

2-1.34 PROPOSAL GUARANTY

- All bids/proposals shall be presented either under sealed cover or submitted through the San Bernardino County Electronic Procurement Network (ePro) and accompanied by one of the following forms of bidder's security:

Cash, a cashier's check, a certified check, or a bidder's bond executed by an admitted surety insurer, made payable to the San Bernardino County.

- The security shall be in an amount equal to at least 10 percent of the amount of bid. A bid / proposal will not be considered unless it is accompanied by one of the forms of bidder's security, in accordance with what is stated below.
- The bidder's bond shall conform to the bond form labeled as "Bid Bond" in the "Proposal" section of these Special Provisions, and shall be properly filled out and executed. The "Bid Bond" form provided in the "Proposal" section of these Special Provisions may be used. Upon request, copies of the "Bid Bond" forms may be obtained from the Department.

If the bid is submitted through the ePro, bidder shall scan the bid security (bid bond) and submit the scanned copy with the bid submittal in ePro. **In addition, bidder shall mail or submit in person the original bid security in a separate sealed envelope labeled "Bid Bond" with the title of the work and the name of the bidder clearly marked on the outside, to: Department of Public Works, 925 E. 3rd Street, Front Reception, San Bernardino, California, 92415-0835. Any mailed or submitted bid security must be received on or before the time set for the opening of the bids.**

Any bid/proposal that fails to include an original paper submission of the bidder's security in a separately sealed mailed or otherwise submitted envelope shall be considered nonresponsive. Bidder's attention is directed to Section 2-1.33, "ePro," of these Special Provisions for further details.

Delete the 1st paragraph of section 2-1.40, "BID WITHDRAWAL."

Replace section 2-1.43, "BID OPENING," with:

2-1.43 PUBLIC OPENING OF THE BID

Bids (both paper and ePro) will be opened and read aloud publicly at the place and time set for the opening of bids in the Notice to Bidders or as revised in an Addendum. All bids submitted to the Public Works Department in sealed envelopes will be opened and read. All bids submitted in the ePro system will be opened from the system's "encrypted lock box" and read. The bid summary sheet referencing both paper bids and ePro bids will be available through ePro and/or the Public Works Department for all bidders to view.

Failure of the bidder to fulfill the requirements of the Special Provisions for submittals required to be furnished after bid opening, including but not limited to escrowed bid documents, where applicable, may subject the bidder to a determination of the bidder's responsibility in the event it is the apparent low bidder on future public works contracts.

Replace any references in section 2-1.46, "DEPARTMENT'S DECISION ON BID," to "Department" with "Board of Supervisors (or if informally bid, with the Chief Executive Officer)."

Add the following paragraphs to section 2-1.46, "DEPARTMENT'S DECISION ON BID":
Proposals shall be rejected if they have been transferred to another bidder, or if they show any alteration of form, additions not called for or if they are conditional or incomplete bids. Proposals may be rejected if there are erasures or irregularities of any kind.

Bidders that fail to include an executed Noncollusion Declaration shall be considered nonresponsive.

Replace section 2-1.47, "BID RELIEF," with:

2-1.47 BID RELIEF

The County may grant bid relief under Pub Cont Code § 5100 et seq. Submit any request for bid relief to the Department.

3 CONTRACT AWARD AND EXECUTION

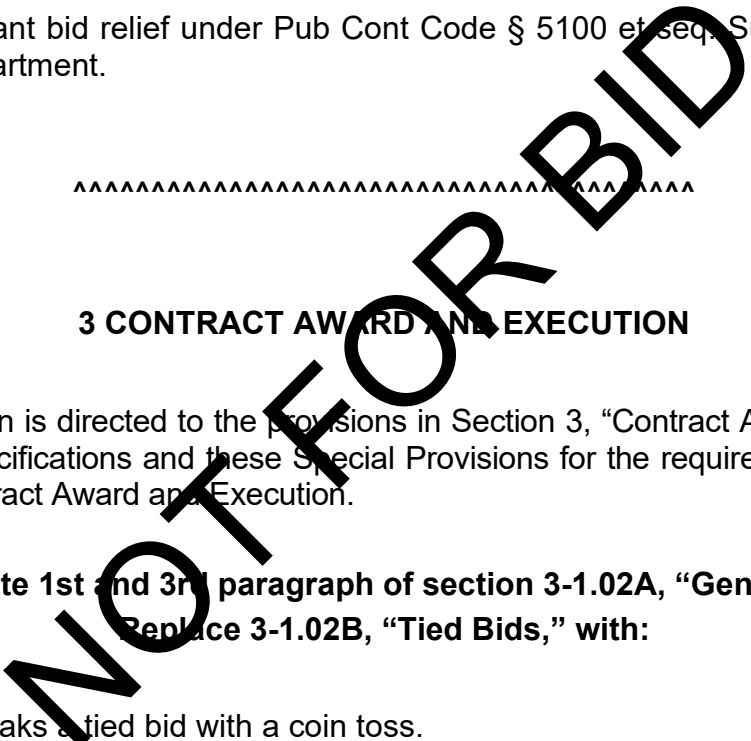
The bidder's attention is directed to the provisions in Section 3, "Contract Award and Execution," of the Standard Specifications and these Special Provisions for the requirements and conditions concerning the Contract Award and Execution.

Delete 1st and 3rd paragraph of section 3-1.02A, "General."

Replace 3-1.02B, "Tied Bids," with:

3-1.02B Tied Bids

The Department breaks a tied bid with a coin toss.



Add the following paragraph to section 3-1.03, "CONTRACTOR REGISTRATION":

LABOR CODE REQUIREMENTS REGARDING REGISTRATION AS CONTRACTOR OR SUBCONTRACTOR REQUIRED PRIOR TO BID PROPOSAL SUBMISSION: Contractor shall comply with Labor Code section 1771.1, including, but not limited to, the following requirements: (1) no contractor or subcontractor may be listed on a bid proposal for a public works project unless registered with the Department of Industrial Relations pursuant to Labor Code section 1725.5 (with limited exceptions from this requirement for bid purposes only under Labor Code section 1771.1(a)); (2) no contractor or subcontractor may be awarded a contract for public work or perform work on a public works project unless registered with the Department of Industrial Relations pursuant to Labor Code section 1725.5; (3) this Project is subject to compliance monitoring and enforcement by the Department of Industrial Relations; (4) Contractor shall post job site notices regarding compliance monitoring and enforcement by the Department of Industrial Relations; and (5) Contractor must submit certified payroll at least monthly to the Labor Commissioner in a format prescribed by the Labor Commissioner.

As provided in Labor Code section 1771.1:

(a) A contractor or subcontractor shall not be qualified to bid on, be listed in a bid proposal, subject to the requirements of Section 4104 of the Public Contract Code, or engage in the performance of any contract for public work, as defined in this chapter, unless currently registered and qualified to perform public work pursuant to Section 1725.5. It is not a violation of this section for an unregistered contractor to submit a bid that is authorized by Section 7029.1 of the Business and Professions Code or by Section 18164 or 20103.5 of the Public Contract Code, provided the contractor is registered to perform public work pursuant to Section 1725.5 at the time the contract is awarded.

(b) Notice of the requirement described in subdivision (a) shall be included in all bid invitations and public works contracts, and a bid shall not be accepted nor any contract or subcontract entered into without proof of the contractor or subcontractor's current registration to perform public work pursuant to Section 1725.5.

(c) An inadvertent error in listing a subcontractor who is not registered pursuant to Section 1725.5 in a bid proposal shall not be grounds for filing a bid protest or grounds for considering the bid nonresponsive, provided that any of the following apply:

(1) The subcontractor is registered prior to the bid opening.

(2) Within 24 hours after the bid opening, the subcontractor is registered and has paid the penalty registration fee specified in subparagraph (E) of paragraph (2) of subdivision (a) of Section 1725.5.

(3) The subcontractor is replaced by another registered subcontractor pursuant to Section 4107 of the Public Contract Code.

(d) Failure by a subcontractor to be registered to perform public work as required by subdivision (a) shall be grounds under Section 4107 of the Public Contract Code for the contractor, with the consent of the awarding authority, to substitute a subcontractor who is registered to perform public work pursuant to Section 1725.5 in place of the unregistered subcontractor.

(e) The department shall maintain on its Internet Web site a list of contractors who are currently registered to perform public work pursuant to Section 1725.5.

(f) A contract entered into with any contractor or subcontractor in violation of subdivision (a) shall be subject to cancellation, provided that a contract for public work shall not be unlawful, void, or voidable solely due to the failure of the awarding body, contractor, or any subcontractor to comply with the requirements of Section 1725.5 or this section.

(g) If the Labor Commissioner or his or her designee determines that a contractor or subcontractor engaged in the performance of any public work contract without having been registered in accordance with this section, the contractor or subcontractor shall forfeit, as a civil penalty to the state, one hundred dollars (\$100) for each day of work performed in violation of the registration requirement, not to exceed an aggregate penalty of eight thousand dollars (\$8,000) in addition to any penalty registration fee assessed pursuant to clause (ii) of subparagraph (E) of paragraph (2) of subdivision (a) of Section 1725.5.

(h) (1) In addition to, or in lieu of, any other penalty or sanction authorized pursuant to this chapter, a higher tiered public works contractor or subcontractor who is found to have entered into a subcontract with an unregistered lower tier subcontractor to perform any public work in violation of the requirements of Section 1725.5 or this section shall be subject to forfeiture, as a civil penalty to the state, of one hundred dollars (\$100) for each day the unregistered lower tier subcontractor performs work in violation of the registration requirement, not to exceed an aggregate penalty of ten thousand dollars (\$10,000).

(2) The Labor Commissioner shall use the same standards specified in subparagraph (A) of paragraph (2) of subdivision (a) of Section 1775 when determining the severity of the violation and what penalty to assess, and may waive the penalty for a first time violation that was unintentional and did not hinder the Labor Commissioner's ability to monitor and enforce compliance with the requirements of this chapter.

(3) A higher tiered public works contractor or subcontractor shall not be liable for penalties assessed pursuant to paragraph (1) if the lower tier subcontractor's performance is in violation of the requirements of Section 1725.5 due to the revocation of a previously approved registration.

(4) A subcontractor shall not be liable for any penalties assessed against a higher tiered public works contractor or subcontractor pursuant to paragraph (1). A higher tiered public works contractor or subcontractor may not require a lower tiered subcontractor to indemnify or otherwise be liable for any penalties pursuant to paragraph (1).

(i) The Labor Commissioner or his or her designee shall issue a civil wage and penalty assessment, in accordance with the provisions of Section 1741, upon determination of penalties pursuant to subdivision (g) and subparagraph (B) of paragraph (1) of subdivision (h). Review of a civil wage and penalty assessment issued under this subdivision may be requested in accordance with the provisions of Section 1742. The regulations of the Director of Industrial Relations, which govern proceedings for review of civil wage and penalty assessments and the withholding of contract payments under Article 1 (commencing with Section 1720) and Article 2 (commencing with Section 1770), shall apply.

(j) (1) Where a contractor or subcontractor engages in the performance of any public work contract without having been registered in violation of the

requirements of Section 1725.5 or this section, the Labor Commissioner shall issue and serve a stop order prohibiting the use of the unregistered contractor or the unregistered subcontractor on all public works until the unregistered contractor or unregistered subcontractor is registered. The stop order shall not apply to work by registered contractors or subcontractors on the public work.

(2) A stop order may be personally served upon the contractor or subcontractor by either of the following methods:

(A) Manual delivery of the order to the contractor or subcontractor personally.

(B) Leaving signed copies of the order with the person who is apparently in charge at the site of the public work and by thereafter mailing copies of the order by first class mail, postage prepaid to the contractor or subcontractor at one of with either of the following:

(i) The address of the contractor or subcontractor on file with either the Secretary of State or the Contractors' State License Board.

(ii) If the contractor or subcontractor has no address on file with the Secretary of State or the Contractors' State License Board, the address of the site of the public work.

(3) The stop order shall be effective immediately upon service and shall be subject to appeal by the party contracting with the unregistered contractor or subcontractor, by the unregistered contractor or subcontractor, or both. The appeal, hearing, and any further review of the hearing decision shall be governed by the procedures, time limits, and other requirements specified in subdivision (a) of Section 238.1.

(4) Any employee of an unregistered contractor or subcontractor who is affected by a work stoppage ordered by the commissioner pursuant to this subdivision shall be paid at his or her regular hourly prevailing wage rate by that employer for any hours the employee would have worked but for the work stoppage, not to exceed 10 days.

(k) Failure of a contractor or subcontractor, owner, director, officer, or managing agent of the contractor or subcontractor to observe a stop order issued and served upon him or her pursuant to subdivision (j) is guilty of a misdemeanor punishable by imprisonment in county jail not exceeding 60 days or by a fine not exceeding ten thousand dollars (\$10,000), or both.

(l) This section shall apply to any bid proposal submitted on or after March 1, 2015, and any contract for public work entered into on or after April 1, 2015. This section shall also apply to the performance of any public work, as defined in this chapter, on or after January 1, 2018, regardless of when the contract for public work was entered.

(m) Penalties received pursuant to this section shall be deposited in the State Public Works Enforcement Fund established by Section 1771.3 and shall be used only for the purposes specified in that section.

(n) This section shall not apply to work performed on a public works project of twenty-five thousand dollars (\$25,000) or less when the project is for construction, alteration, demolition, installation, or repair work or to work performed on a public works project of fifteen thousand dollars (\$15,000) or less when the project is for maintenance work.

Replace section 3-1.04, "CONTRACT AWARD," with:

3-1.04 CONTRACT AWARD

The award of the contract, if it be awarded, will be to the lowest responsible bidder whose proposal complies with all the requirements prescribed. The award, if made, will be made within 60 days after the opening of the proposals. This period will be subject to extension for such further period as may be agreed upon in writing between the Department and the bidder concerned.

Bid Protest: Any bidder submitting a bid to the County for this Project may file a protest of the County's proposed award of the contract for this Project, provided that each and all of the following are complied with:

1. The bid protest is in writing.
2. The bid protest is submitted to and received by the Department of Public Works, 825 E. Third Street., Room 147, San Bernardino, CA, 92415 before 4:00 p.m. of the sixth (6th) business day following the bid opening. Failure to timely submit a written protest shall constitute grounds for the County's denial of the bid protest without consideration of the grounds stated in the bid protest and a waiver of the right to protest. Untimely protests will not be accepted or considered.
3. The written bid protest shall set forth, in detail, all grounds for the bid protest (including without limitation all facts, supporting documentation, legal authorities and argument in support of the grounds for the bid protest), the form of relief required and the legal basis for such relief. Any grounds not set forth in the bid protest shall be deemed waived. All factual contentions must be supported by competent, admissible and credible evidence. The bid protests shall include the name of the project manager and the name and Work Order number of the bid Project. Any bid protest not conforming to the foregoing shall be rejected as invalid.

If a valid protest is timely filed and complies with the above requirements, the Department shall review and evaluate the bid protest. All bidders, including the protesting bidder, shall have three business days to respond to the Department and to provide any information requested by the Department. The Department shall respond to the protesting bidder and state the Department's findings regarding the bid protest. The Department Director's decision shall be final, unless overturned by the Board of Supervisors.

Replace section 3-1.05, "CONTRACT BONDS (Pub Cont Code §§ 10221 AND 10222)," with:

3-1.05 CONTRACT BONDS

Both the payment bond and the performance bond shall be in a sum equal to the total contract amount. The bond provider must be an admitted surety insurer (Code of Civil Procedure section 995.311) authorized to do business in the State of California.

Delete section 3-1.07, "INSURANCE POLICIES."

Delete section 3-1.08, "SMALL BUSINESS PARTICIPATION REPORT."

Delete section 3-1.11, "PAYEE DATA RECORD."

Delete section 3-1.13, "FORM FHWA-1273."

Replace section 3-1.18, "CONTRACT EXECUTION," with:

3-1.18 CONTRACT EXECUTION

The contract, along with the performance and payment bonds, copies of insurance policies, certificates of insurance, documents to verify any self-insurance coverage, and any other requested documents, shall be filled out appropriately and signed by the successful bidder and returned within **10 days** (excluding Saturday, Sunday and holidays) after receiving those documents for execution.

Failure of the lowest responsible bidder, the second lowest responsible bidder, or the third lowest responsible bidder to execute the contract and file acceptable bonds as provided herein shall be just cause for the forfeiture of the proposal guaranty. The successful bidder may file with the County a written notice, signed by the bidder or the bidder's authorized representative, specifying that the bidder will refuse to execute the contract if it is presented. The filing of this notice shall have the same force and effect as the failure of the bidder to execute the contract and furnish acceptable bonds within the time hereinbefore prescribed.

Add section 3-1.20, "CONFLICT OF INTEREST," which reads:

3-1.20 CONFLICT OF INTEREST

Contractor shall make all reasonable efforts to ensure that no County officer or employee, whose position in the County enables him/her to influence any award of this contract or any competing offer, shall have any direct or indirect financial interest resulting from the award of this contract or shall have any relationship to the Contractor or officer or employee of the Contractor.

Add section 3-1.21, "FORMER COUNTY OFFICIALS," which reads:

3-1.21 FORMER COUNTY OFFICIALS

Contractor must provide information on former San Bernardino County Administrative officials (as defined below) who are employed by or represent their business. The information provided must include a list of former County Administrative Officials who terminated County employment within the last five years and who are now officers, principals, partners, associates or members of the business.

This information should also include the employment and/or representative capacity and the dates these individuals began employment with or representation of their business. For purposes of this section, "County Administrative Official" is defined as a member of the Board of Supervisors or such officer's staff, group head, assistant department or group head, or any employee in the Exempt Group, Management Unit or Safety Management Unit.

Failure to provide this information may result in the proposal being deemed non-responsive.

Add section 3-1.22, "SAN BERNARDINO COUNTY EQUAL EMPLOYMENT OPPORTUNITY PROGRAM," which reads:

3-1.22 SAN BERNARDINO COUNTY EQUAL EMPLOYMENT OPPORTUNITY PROGRAM

During the term of the Contract, Contractor shall not discriminate against any employee or applicant for employment because of race, religious creed, color, national origin, ancestry, physical disability, mental disability, medical condition, genetic information, marital status, sex, gender, gender identity, gender expression, sexual orientation, age, or military and veteran status. Contractor shall comply with Executive Orders 11246, 11375, 11625, 12138, 12432, 12250, 13672, Title VI & VII of the Civil Rights Act of 1964, the California Fair Housing and Employment Act and other applicable Federal, State of California and County laws and regulations and policies relating to equal employment and contracting opportunities, including laws and regulations hereafter enacted.

Add section 3-1.23, "REFERENCE CHECKS," which reads

3-1.23 REFERENCE CHECKS

Reference checks may be performed on the apparent low bidder, and if performed, the apparent low bidder shall be required to submit a list of references upon request.

Add section 3-1.23, "IRAN CONTRACTING ACT OF 2010," which reads:

3-1.23 IRAN CONTRACTING ACT OF 2010 (Public Contract Code section 2200 et seq.) (Applicable only to Contracts of One Million Dollars (\$1,000,000) or More):

In accordance with Public Contract Code section 2204(a), the Contractor certifies that at the time the Contract is signed, the Contractor signing the Contract is not identified on a list created pursuant to subdivision (b) of Public Contract Code section 2203 as a person (as defined in Public Contract Code section 2202(e)) engaging in investment activities in Iran described in subdivision (a) of Public Contract Code section 2202.5, or as a person described in subdivision (b) of Public Contract Code section 2202.5, as applicable.

Add section 3-1.24, "RUSSIAN SANCTION/EXECUTIVE ORDER N-6-22," which reads:

3-1.24 RUSSIAN SANCTION/EXECUTIVE ORDER N-6-22 (Applicable for all Contracts of five million dollars (\$5,000,000) or more utilizing State funding.)

On March 4, 2022, Governor Gavin Newsom issued Executive Order N-6-22 (the EO) regarding Economic Sanctions against Russia and Russian entities and individuals. "Economic Sanctions" refers to sanctions imposed by the U.S. government in response to Russia's actions in Ukraine (<https://home.treasury.gov/policy-issues/financial-sanctions/sanctions-programs-and-country-information/ukraine-russia-related-sanctions>), as well as any sanctions imposed under state law (<https://www.dgs.ca.gov/OLS/Ukraine-Russia>). The EO directs state agencies and their contractors (including by agreement or receipt of a grant) to terminate contracts with, and to refrain from entering any new contracts with, individuals or entities that are determined to be a target of Economic Sanctions. Accordingly, should it be determined that Contractor is a target of Economic Sanctions or is conducting prohibited transactions with sanctioned individuals or entities, that shall be grounds for termination of this agreement. Contractor shall be provided advance written notice of such termination, allowing Contractor at least 30 calendar days to provide a written response. Termination shall be at the sole discretion of the County.

Contractors are cautioned that making a false certification may subject the Contractor to civil penalties, termination of existing contract, and ineligibility to bid on a contract for a period of three (3) years in accordance with Public Contract Code section 2205.

AA

4 SCOPE OF WORK

Add the following paragraph to Section 4-1.03, "WORK DESCRIPTION":

The work, in general, consists of chip, slurry, crack seal, mill and overlay, paint traffic stripes, and pavement markings and doing other work appurtenant thereto.

Replace section 4-1.06A, "General," with:

4-1.06A General

a. Differing Site Conditions

1. During the progress of the work, if subsurface or latent physical conditions are encountered at the site differing materially from those indicated in the contract or if unknown physical conditions of an unusual nature, differing materially from those ordinarily encountered and generally recognized as inherent in the work provided for in the contract, are encountered at the site, the party discovering such conditions shall promptly notify the other party in writing of the specific differing conditions before the site is disturbed and before the affected work is performed.
2. Upon written notification, the engineer will investigate the conditions, and if it is determined that the conditions materially differ and cause an increase or decrease in the cost or time required for the performance of any work under the contract, an adjustment, excluding anticipated profits, will be made and the contract modified in writing accordingly. The engineer will notify the contractor of the determination whether or not an adjustment of the contract is warranted.
3. No contract adjustment which results in a benefit to the contractor will be allowed unless the contractor has provided the required written notice.
4. No contract adjustment will be allowed under this clause for any effects caused on unchanged work.

b. Suspensions of Work Ordered by the Engineer

1. If the performance of all or any portion of the work is suspended or delayed by the Engineer in writing for an unreasonable period of time (not originally anticipated, customary, or inherent to the construction industry) and the contractor believes that additional compensation and/or contract time is due as a result of such suspension or delay, the contractor shall submit to the Engineer in writing a request for adjustment within 7 calendar days of receipt of the notice to resume work. The request shall set forth the reasons and support for such adjustment.
2. Upon receipt, the Engineer will evaluate the contractor's request. If the Engineer agrees that the cost and/or time required for the performance of the contract has increased as a result of such suspension and the suspension was caused by

- conditions beyond the control of and not the fault of the contractor, its suppliers, or subcontractors at any approved tier, and not caused by weather, the Engineer will make an adjustment (excluding profit) and modify the contract in writing accordingly. The contractor will be notified of the Engineer's determination whether or not an adjustment of the contract is warranted.
3. No contract adjustment will be allowed unless the contractor has submitted the request for adjustment within the time prescribed.
 4. No contract adjustment will be allowed under this clause to the extent that performance would have been suspended or delayed by any other cause, or for which an adjustment is provided or excluded under any other term or condition of this contract.

c. Significant Changes in the Character of Work

1. The Engineer reserves the right to make, in writing, at any time during the work, such changes in quantities and such alterations in the work as are necessary to satisfactorily complete the project. Such changes in quantities and alterations shall not invalidate the contract nor release the surety, and the contractor agrees to perform the work as altered.
2. If the alterations or changes in quantities significantly change the character of the work under the contract, whether such alterations or changes are in themselves significant changes to the character of the work or by affecting other work cause such other work to become significantly different in character, an adjustment, excluding anticipated profit, will be made to the contract. The basis for the adjustment shall be agreed upon prior to the performance of the work. If a basis cannot be agreed upon, then an adjustment will be made either for or against the contractor in such amount as the Engineer may determine to be fair and equitable.
3. If the alterations or changes in quantities do not significantly change the character of the work to be performed under the contract, the altered work will be paid for as provided elsewhere in the contract.
4. The term "significant change" shall be construed to apply only to the following circumstances:
 - a. When the character of the work as altered differs materially in kind or nature from that involved or included in the original proposed construction; or
 - b. When a major item of work, as defined elsewhere in the contract, is increased in excess of 125 percent or decreased below 75 percent of the original contract quantity. Any allowance for an increase in quantity shall apply only to that portion in excess of 125 percent of original contract item quantity, or in case of a decrease below 75 percent, to the actual amount of work performed.

Replace "Change Order" at each occurrence in section 4-1.05, "CHANGES AND EXTRA WORK," with "Change Order or Contract Amendments."

Delete section 4-1.07, "VALUE ENGINEERING."

5 CONTROL OF WORK

.Delete the phrase “including VECs” at the end of item 1.1 in the 7th paragraph of section 5-1.09A, “General.”

Add to section 5-1.09A, “General,” the following paragraphs:

The San Bernardino County will promote the formation of a "Partnering" relationship with the Contractor in order to effectively complete the contract to the benefit of both parties. The purpose of this relationship will be to maintain cooperative communication and mutually resolve conflicts at the lowest possible management level.

The County’s share of such costs will be reimbursed to the Contractor in a change order written by the Engineer. The establishment of a "Partnering" relationship will not change or modify the terms and conditions of the contract and will not relieve either party of the legal requirements of the contract.

Further, nothing contained in this provision shall be construed as creating a joint venture, partnership, or employment arrangement between the parties hereto, nor shall either party have the rights, power or authority to create an obligation or duty, expressed or implied, on behalf of the other party hereto.

Replace section 5-1.12, “ASSIGNMENT,” with:

5-1.12 ASSIGNMENT

The performance of the Contract or any Contract part may be assigned only with prior written consent from the County. To request consent, submit your request in writing to the Department Engineer. The County does not consent to any requested assignment that would relieve you or your surety of the responsibility to complete the work or any part of the work.

If you assign the right to receive Contract payments, the County accepts the assignment upon the Engineer's receipt of a written request. Assigned payments remain subject to deductions and withholds described in the Contract. The Department may use withheld payments for work completion whether the payments are assigned or not.

Add to section 5-1.13A, “General,” the following paragraphs:

Contractor must comply with section 5-1.13, "Subcontracting," of the Standard Specifications, Section 2, "Bidding" of these Special Provisions and Section 3, "Contract Award And Execution, Equal Employment Opportunity Program, Conflict Of Interest, And Former County Officials" of these Special Provisions.

Each subcontract must comply with the Contract and any lower tier subcontract that may in turn be made must comply with the Contract, including but not limited to Section 7, "Legal Relations and Responsibility to the Public," of these Special Provisions. Noncompliance shall be corrected. Payment for subcontracted work involved will be withheld from progress payments due, or to become due, until correction is made. Failure to comply may result in termination of the contract.

Pursuant to the provisions in Section 1777.1 of the Labor Code, the Labor Commissioner publishes and distributes a list of contractors ineligible to perform work as a subcontractor on a public works project. This list of debarred contractors is available from the Department of Industrial Relations web site at:

http://www.dir.ca.gov/dir/Labor_law/DLSE/Debar.html.

Delete section 5-1.13B, “Disadvantaged Business Enterprises.”
Delete section 5-1.13C, “Disabled Veteran Business Enterprises.”

Delete section 5-1.13D, “Non–Small Businesses.”

Add the following paragraphs to section 5-1.20B(1), “General”:

A copy of the PLACs are included in these Special Provisions.

The contractor shall make the Agreement, any extensions and amendments to the Agreement, and all related notification materials and California Environmental Quality Act (CEQA) documents, readily available at the project site at all times and shall be presented to CDFW personnel, or personnel from another state, federal, or local agency upon request.

CDFW personnel may enter the project site at any time to verify compliance with the Agreement.

Replace the phrase “3. Structure name and number, if any” in section 5-1.23A, “General,” with “Project name, structure or road number.”

Delete all of the paragraphs in section 5-1.27E, “Change Order Bills,” with the exception of the 1st paragraph.

Add the following paragraphs to section 5-1.36A, “General”:

High Risk Facility Notification:

Certain underground facilities exist that may require special precautions be taken by the Contractor to protect the health, safety and welfare of workmen and of the public. Facilities requiring special precautions include, but are not limited to: conductors of petroleum products, oxygen, chlorine, and toxic or flammable gases; natural gas in pipelines greater than 6 inches in diameter or pipelines operating at pressures greater than 60 psi (gage); underground electric supply system conductors or cables, with potential to ground of more than 300 volts, either directly buried or in duct or conduit which do not have concentric grounded conductors or other effectively grounded metal shields or sheaths.

Replace 2nd paragraph of section 5-1.36A, “General,” with:

Contractor must notify the Engineer and the appropriate regional notification center for operators of subsurface installations at least 2 working days, but not more than 14 days, prior to performing any excavation or other work close to any underground pipeline, conduit, duct, wire or other structure. Regional notification centers include but are not limited to the following:

Underground Service Alert of Southern California (USA) at 811 or 1-800-422-4133

Add the following paragraphs to section 5-1.36C(1), “General”:

Attention is directed to other obstructions as follows:

AGENCY CONTACTS

The following utility/municipal agencies have facilities within the limits of the subject project:

<u>AGENCY</u>	<u>CONTACT</u>	<u>ADDRESS / PHONE / CELL</u>
AT&T Transmission	Joseph Forkert joef@forkertengineering.com	2231 Brookhurst St. Suite 203 Huntington Beach, CA 92646
Conterra Broadband Services	Chris Harris charris@conterra.com	5301 77 Center Dr. Charlotte, NC 28217 (704) 936-1819
Frontier Communications	Jon Mejia Jonathan.Mejia@ftr.com Luis Sanchez Luis.sanchez@ftr.com	32477 Haun Road Menifee, CA 92584 (760) 338-9762 Emergency: (800) 921-8101
Hesperia Water District	Mark McKinley mmckinley@cityofhesperia.us	9700 Seventh Ave. Hesperia, CA 92345 (760) 947-1476
Kinder Morgan Energy Partners	Tim Szto sztot@kindermorgan.com	1100 Town and Country Rd. Orange, CA 92868 (714) 560-4908
MCI (Verizon Business)	Matt Bergine matt.bergine@verizon.com	18850 Orange St., Bldg. A Bloomington, CA 92316 (714) 822-6207

Phelan Pinon Hills Community Services District	George Cardenas gcardenas@pphcsd.org	4176 Warbler Rd. Phelan, CA 92329 (760) 868-1212
Race Telecommunications, Inc.	Carlos Alcantar 811@race.com	325 Howard Ave. #604 Burlingame, CA 94010 (415) 376-3310
San Bernardino County Special Districts Department, Area 64	Steve Samaras ssamaras@sdd.sbcounty.gov Carlos Martinez Carlos.martinez@sdd.sbcounty.gov	222 W Hospitality Ln. San Bernardino, CA 92415 (760) 962-1530 (Steve) (909) 386-8821 (Carlos)
Southern California Edison	Chad Packard Chad.Packard@sce.com David Swatzel David.Swatzel@sce.com	12353 Hesperia Road Victorville, CA 92395 (760) 951-3212 Emergency: (800) 611-1911
Southern California Gas	David Castellanos dcastellanos@socalgas.com Transmission socalgastransmissionutilityrequest@sempmutilities.com	1981 W. Lugonia Ave Redlands, CA 92374 (909) 335-7508 (David) Emergency: (800) 427-2200
Southwest Gas	Kurt Edwards Kurt.edwards@swgas.com	13471 Mariposa Rd. Victorville, CA 92395 (760) 951-4118
Spectrum	Darryl Witt darryl.witt@charter.com	12858 Production Pl., Ste. 1 Victorville, CA 92395 (760) 220-0293
Sprint	Jeff York Jeffrey.york@t-mobile.com	282 S. Sycamore Ave. Rialto, CA 92376 (951) 347-0570

The initial written utility notification and preliminary plans were sent to utility agencies on September 22, 2022, and contact has continued at various times since.

UTILITY RELOCATIONS

The following utilities will be relocated:

<u>AGENCY</u>	<u>APPROXIMATE LOCATION</u>	<u>DETAILS</u>
Any Agency	<ul style="list-style-type: none"> Throughout Project 	<ul style="list-style-type: none"> If necessary, Contractor shall provide 1 working day window, per agency, during construction for unforeseen conflicts requiring relocation. Any unused days may be used by another agency, if necessary.

UTILITY PROTECTION

Protection of the following utility facilities will require coordination with the contractor's operations:

<u>AGENCY</u>	<u>APPROXIMATE LOCATION</u>	<u>DETAILS</u>
AT&T Transmission	<ul style="list-style-type: none"> Overhead and underground facilities and other appurtenant structures located throughout project limits 	<ul style="list-style-type: none"> Contractor to locate and protect in place
Conterra Broadband Services	<ul style="list-style-type: none"> Overhead and underground facilities and other appurtenant structures located throughout project limits 	<ul style="list-style-type: none"> Contractor to locate and protect in place
Frontier Communications	<ul style="list-style-type: none"> Overhead and underground facilities and other appurtenant structures located throughout project limits Oak Hill Rd – Manhole, south of Mesquite Street, on west shoulder 	<ul style="list-style-type: none"> Contractor to locate and protect in place Frontier will raise manhole to grade after construction
Hesperia Water District	<ul style="list-style-type: none"> Waterlines, water meters, fire hydrants, valve cans and other appurtenant structures located throughout project limits 	<ul style="list-style-type: none"> Contractor to locate and protect in place Contractor to adjust valve cans to final grade, if adjustable
Kinder Morgan Energy Partners	<ul style="list-style-type: none"> Baldy Mesa Rd - Petroleum and/or hazardous liquid pipelines, from Whitehaven St. to Mesquite St. 	<ul style="list-style-type: none"> Contractor to locate and protect in place
MCI (Verizon Business)	<ul style="list-style-type: none"> Overhead and underground facilities and other appurtenant structures located throughout project limits 	<ul style="list-style-type: none"> Contractor to locate and protect in place

Race Telecommunications, Inc.	<ul style="list-style-type: none"> Overhead and underground facilities and other appurtenant structures located throughout project limits 	<ul style="list-style-type: none"> Contractor to locate and protect in place
Phelan Pinon Hills CSD	<ul style="list-style-type: none"> Waterlines, water meters, fire hydrants, valve cans and other appurtenant structures located throughout project limits 	<ul style="list-style-type: none"> Contractor to locate and protect in place
San Bernardino County Special Districts Department, Area 64	<ul style="list-style-type: none"> Sewer lines, manholes, waterlines, valve cans, fire hydrants, water meters and various other appurtenant structures located throughout project limits 	<ul style="list-style-type: none"> Contractor to locate and protect in place
Southern California Edison	<ul style="list-style-type: none"> Overhead and underground facilities and other appurtenant structures located throughout project limits 	<ul style="list-style-type: none"> Contractor to locate and protect in place
Southern California Gas	<ul style="list-style-type: none"> Gas transmission line – Northwest along Rainbow Rd./Landover Rd./Baldy Mesa Rd, crossing Whitehaven St, Mirandy Wy., Desmond Dr., Wisteria Ct., Farmington St, and Mesquite St. Gas lines, valve cans and other appurtenant structures located throughout project limits 	<ul style="list-style-type: none"> Contractor to locate and protect in place Contractor to adjust valve cans to final grade, if adjustable
Southwest Gas	<ul style="list-style-type: none"> Gas lines, valve cans and other appurtenant structures located throughout project limits 	<ul style="list-style-type: none"> Contractor to locate and protect in place Contractor to adjust valve cans to final grade, if adjustable
Spectrum	<ul style="list-style-type: none"> Overhead and underground facilities and other appurtenant structures located throughout project limits 	<ul style="list-style-type: none"> Contractor to locate and protect in place
Sprint	<ul style="list-style-type: none"> Overhead and underground facilities and other appurtenant structures located throughout project limits 	<ul style="list-style-type: none"> Contractor to locate and protect in place

NOT FOR BID

HIGH RISK UTILITIES

The following utility facilities are “**HIGH RISK**” facilities:

<u>AGENCY</u>	<u>LOCATION</u>	<u>DESCRIPTION</u>
Kinder Morgan Energy Partners	<ul style="list-style-type: none"> Baldy Mesa Rd - from Whitehaven St. to Mesquite St. 	<ul style="list-style-type: none"> Petroleum and/or hazardous liquid pipelines Contractor to locate and protect in place
Southern California Edison	<ul style="list-style-type: none"> Throughout project limits 	<ul style="list-style-type: none"> Aerial and underground transmission lines Contractor to locate and protect in place
Southern California Gas	<ul style="list-style-type: none"> Northwest along Rainbow Rd./Landover Rd./Baldy Mesa Rd, crossing Whitehaven St, Mirandy Wy., Desmond Dr., Wisteria Ct., Farmington St., and Mesquite St. 	<ul style="list-style-type: none"> Underground transmission lines Contractor to locate and protect in place

The contractor shall notify all listed utility companies **two weeks** prior to start of work.

The contractor is to notify Underground Service Alert at 1-800-227-2600, 48 hours prior to any construction operations in order for utilities to mark and identify locations of existing facilities.

Special precaution shall be taken by the Contractor to protect existing utilities that may not be noticeably visible while working in the road shoulder areas.

Throughout the project, utility poles, fire hydrants, water meters, gas meters, water valves and gas valves will be located in the construction area. If applicable, the Contractor shall perform his grading operations around these and construct embankment using pneumatic tampers to achieve the required compaction.

The Contractor shall protect existing manholes in place and costs therefor shall be considered as included in the price paid for pulverization, milling, removal of existing pavement, etc. No prior arrangements have been made with utility owners to lower, raise, or otherwise adjust existing manholes. It is the Contractor’s responsibility to make such arrangements and adjustments, at no additional cost to the Department. Where utility owners do not participate in such arrangements, and finished grade of proposed pavement is above existing manholes, said manholes shall be marked and paved over.

The Contractor shall protect existing valve cans in place and adjust those that are adjustable to finished grade during paving operations. The Contractor shall be solely responsible for coordinating valve can adjustments with utility owners, at no additional cost to the Department. Where valve cans cannot be adjusted, and utility owners do not participate in coordinating adjustments, and finished grade is above existing valve cans, said valve cans shall be marked and paved over.

During construction operations, all County-owned signs shall be relocated to clear the way for the Contractor's operations. When construction is complete, the County-owned signs shall be installed in final position as designated by the Engineer.

Existing guideposts (paddles) that interfere with construction shall be removed and disposed of.

All existing sprinklers in conflict with construction shall be relocated, removed and/or capped to clear construction.

If required during construction operations, existing mailboxes shall be moved as necessary to clear the way for the Contractor's operations, but at all times shall be accessible for delivery. During construction the mailboxes shall either be installed on posts set in the ground or they may be installed on temporary supports approved by the Engineer.

The space around the posts and post concrete anchors shall be backfilled with suitable earthy material. The backfill material shall be placed in layers approximately 0.33 foot thick and each layer shall be moistened and thoroughly compacted to a relative compaction of not less than 90 percent.

The face of mailbox shall be within 0 to 6 inches from face of curb, asphalt concrete dike or edge of pavement.

Surplus removed materials shall be disposed of outside the highway right-of-way in accordance with Section 14-10, "Solid Waste Disposal and Recycling" of the Standard Specifications. Attention is directed to prevailing wage provisions pertaining to hauling "trash" and/or "recyclable" materials.

Contractor shall salvage and reuse existing mailboxes, newspaper boxes, posts and mounts.

When construction is complete the mailboxes shall be installed in final position and posts shall be in a buried concrete anchor of minor concrete or commercially available posthole concrete not less than 6 inches in width from the outside of post and 1.5 feet in depth from the finished ground surface.

Contractor shall replace in kind existing mailboxes. Existing newspaper boxes, posts and mounts shall be salvaged and reused.

New mailboxes shall be fastened to the existing posts and mounts.

Replaced existing mailboxes shall become the property of the Contractor and shall be disposed of.

When construction is complete the mailboxes shall be installed in final position and posts shall be in a buried concrete anchor of minor concrete or commercially available posthole concrete not less than 6 inches in width from the outside of post and 1.5 feet in depth from the finished ground surface.

Contractor shall replace in kind existing mailboxes, newspaper boxes, posts and mounts.

Replaced existing mailboxes, newspaper boxes, posts and mounts shall become the property of the Contractor and shall be disposed of.

When construction is complete the mailboxes shall be installed in final position and posts shall be in a buried concrete anchor of minor concrete or commercially available posthole concrete not less than 6 inches in width from the outside of post and 1.5 feet in depth from the finished ground surface.

The contract unit price paid to remove and cap sprinklers shall be included in the **various contract items of work** and shall include full compensation for furnishing all labor, materials, tools, equipment and incidentals, and for doing all the work necessary in relocating the sprinklers, complete in place, and disposing of surplus material and no additional compensation will be allowed therefor.

Full compensation for conforming to the requirements of this section, not otherwise provided for, including furnishing all labor, materials, tools, equipment and incidentals, including utility adjustments to grade, providing utility windows and coordination, and for doing all work involved shall be considered as included in the contract prices paid for the various items of work and no additional compensation will be allowed therefore.

Replace the 3rd paragraph of section 5-1.36C(3), “Nonhighway Facility Rearrangement,” with:

Supplemental Work – The rearrangement of utilities is anticipated work within the scope of the project.

Supplemental Work - Utilities consists of rearranging the (currently none). If other necessary underground infrastructure rearrangement is not described in the Contract, the Engineer may order you to perform the work. This other rearrangement is change order work.

The exact location and depth of the (currently none) is not known. It is anticipated that (currently none) may be damaged by Contractor’s operations.

Additional work falling within the scope and character of the existing contract items is considered as normal to the progress of construction and is addressed under section 4-1.05, “Changes and Extra Work,” of the Standard Specifications.

If the Contractor is delayed in the completion of the contract work as a direct result of the work described under Supplemental Work - Utilities, Contractor must submit a request for information (RFI) to request a delay-related time adjustment. The County may make a time adjustment under Section 8-1.07B, “Time Adjustments,” of the Standard Specifications. The County does not make a payment adjustment for delays in the completion of the contract work as a direct result of the work described under Supplemental Work – Utilities.

Payment for Supplemental Work – Utilities is calculated under section 9-1.04, "Force Account," of the Standard Specifications and is cumulative over the duration of the contract.

Bidders must include the Contract Amount printed on the Bid Sheet in the proposal for "Supplemental Work - Utilities" as their bid for this contract item. The amount shown is purely arbitrary and no guarantee is given or implied that any payments will be made.

Delete section 5-1.39C (2), “Plant Establishment Period of 3 Years or More.”

Revise the phrase “2. Bar to arbitration (Pub Cont Code § 10240.2)” in the fourth paragraph of section 5-1.43A, “General,” with:

Bar to pursue the claim in a court of law.

Replace section 5-1.43E, “Alternative Dispute Resolution,” with the following:

5-1.43E Dispute Resolution for Claims subject to Public Contract Code sections 9204, 20104, 20104.2, 20104.4 and/or 20104.6.

Claims between the County and the Contractor shall be resolved in accordance with Public Contract Code section 9204 (which is a new law and applies to all public works contracts entered on or after January 1, 2017), as well as Public Contract Code sections 20104, 20104.2, 20104.4 and 20104.6 (if applicable), provided, however, that Public Contract Code section 20104.2(a) shall not supersede the requirements of the Contract Documents with respect to the Contractor's notification to the County of such claim or extend the time for giving of such notice as provided in the Contract Documents. The entire text of Public Contract Code sections 9204, 20104, 20104.2, 20104.4 and 20104.6 is incorporated herein and found at the end of these Special Provisions.

Please note that pursuant to Public Contract Code section 9204(c)(1), a "claim" means the following:

- a separate demand by a contractor sent by registered mail or certified mail with return receipt requested, for one or more of the following:
 - (A) A time extension, including, without limitation, for relief from damages or penalties for delay assessed by a public entity under a contract for a public works project.
 - (B) Payment by the public entity of money or damages arising from work done by, or on behalf of, the contractor pursuant to the contract for a public works project and payment for which is not otherwise expressly provided or to which the claimant is not otherwise entitled.
 - (C) Payment of an amount that is disputed by the public entity.

Add section 5-1.43G, "Civil Action," which reads:

5-1.43G Civil Action

Any dispute which cannot be resolved between the Parties by first following the applicable and required potential claims and dispute resolution provisions stated in this section 5-1.43, may then be resolved through litigation in a court of competent jurisdiction of the State of California. **IMPORTANT: BEFORE CONTRACTOR MAY FILE A LAWSUIT AGAINST COUNTY, CONTRACTOR SHALL FIRST COMPLY WITH THE GOVERNMENT CLAIMS ACT, CALIFORNIA GOVERNMENT CODE SECTION 900 ET SEQ., INCLUDING, BUT NOT LIMITED TO, THE REQUIREMENT THAT CONTRACTOR PREPARE AND FILE A TIMELY CLAIM THAT SATISFIES THE GOVERNMENT CLAIMS ACT WITH THE FOLLOWING COUNTY DEPARTMENT:**

San Bernardino County

Risk Management Division

222 W. Hospitality Lane, 3rd Floor

San Bernardino, California 92415-0016

A copy of the County's standard claim form may be accessed at the Risk Management Division during normal business hours, or may be downloaded at http://countyline.sbcounty.gov/riskmanagement/content/forms/claim_against_county.pdf.

Venue for any such litigation concerning this Project or Agreement shall be in the Superior Court of California, San Bernardino County, San Bernardino District and Contractor agrees to incorporate this provision into all subcontracts.

Each Party hereby waives any law or rule of court that would allow them to request or demand a change of venue. If any third party brings an action or claim concerning this Contract, the Parties hereto agree to use their best efforts to obtain a change of venue to the Superior Court of California, San Bernardino County, San Bernardino District.

^^

6 CONTROL OF MATERIALS

Delete section 6-1.04, "BUY AMERICA"

Add the following paragraph to section 6-1.01, "GENERAL":

Contractor must comply with Section 6, "Control of Materials," of the Standard Specifications and these Special Provisions.

Add the following paragraph to section 6-2.01, "GENERAL":

All materials required to complete the work under this contract shall be furnished by the Contractor.

Replace section 6-2.01C, "Authorized Material Lists," with:

6-3.05K Prequalified And Tested Materials For Traffic Control Devices

Contractor must comply with section 6-3.02, "SPECIFIC BRAND OR TRADE NAME AND SUBSTITUTION," of the Standard Specifications and these Special Provisions.

The Department maintains a trade name list of approved prequalified and tested signing and delineation materials and products. Approval of prequalified and tested products and materials shall not preclude the Engineer from sampling and testing any of the signing and delineation materials or products at any time. Contractor may use a product that is equal to or better than the specified brand or trade name if authorized.

Materials and products will be considered for addition to said approved prequalified and tested list if the manufacturer of the material or product submits to the Traffic Division a sample of the material or product. The sample shall be sufficient to permit performance of all required tests. Approval of such materials or products will be dependent upon a determination as to compliance with the specifications and any test the Department may elect to perform.

Said list of approved prequalified and tested signing and delineation materials and products cover the following traffic control devices:

MATERIAL

Pavement markers, reflective and non-reflective
Temporary pavement markers
Striping and pavement marking tape
Flexible delineators and markers
Channelizers
Sign sheeting materials
Railing and barrier delineators
Traffic cones and reflective cone sleeves

A certificate of Compliance shall be furnished as specified in Section 6-3.05E, "Certificates of Compliance," of the Standard Specifications for signing and delineation products. Said certificate shall also certify that the signing and delineation product conforms to the prequalified testing and approval of the Department of Public Works, Traffic Division and were manufactured in accordance with the approved quality control program.

The Approved Prequalified and Tested Signing and Delineation Materials (also referred to as the "Authorized Materials List" or "Pre-Qualified Products List") are as follows:

PAVEMENT MARKERS, PERMANENT TYPE

Reflective pavement markers:

Apex (4x4)
Ray-O-Lite, Models SS, RS, and AA (4x4)
Stimsonite 88 (4x4)

Reflective pavement markers with abrasion resistant surface:

Stimsonite 911 (4x4)
Stimsonite 944 SB (2x4) - formerly model 947
Stimsonite 948 (2.3x4.7)

Non-reflective pavement markers for use with epoxy or bituminous adhesive:

Apex Universal, Ceramic
Ferro Corporation, Resmark (ceramic)
Highway Ceramics, Inc., Ceramic
Safety Signs Inc. "Safety Dot" Model SD4 (Polyester)
Traffic Control Signs Co., Titan, TM40WY (Polyester)

Non-reflective pavement markers for use only with bituminous adhesive:

Edco, Models A 1107, AY 1108 (ABS)
Valterra Products - P20-2000W and P20-2001Y (ABS)

PAVEMENT MARKERS, TEMPORARY TYPE

Temporary pavement markers for long-term day/night use (6 months or less):

Astro Optics Model TPM (4x4)
Flex-O-Lite Model RCM (4x4)
Stimsonite 66 (4x4)
Stimsonite 66GB (Grabber Bottom) (4x4)
Swareflex 35573558 (4x4)

Temporary pavement markers for short-term day/night use (14 days or less):

- Astro Optics Model TPM (4x4)
- Davidson T.O.M. (Flexible)
- Flex-O-Lite Model (RCM) (4x4)
- Stimsonite Model 66 (4x4)
- Stimsonite 66GB (Grabber Bottom) (4x4)
- Swareflex Model 30023004 (4x4)
- Swareflex Model 35573558 (4x4)
- Valterra Products 12801281 Series (Flexible)
- 3M Scotch-Lane A200 Pavement Marking System

Temporary pavement markers for short-term day/night use (14 days and less) at seal coat locations:

- Davidson T.R.P.M. with Reflexite PC-1000 Sheeting
- Valterra Products - 12801281 Series with Reflexite PC-1000 Sheeting

STRIPING AND PAVEMENT MARKING MATERIAL, PERMANENT

Permanent traffic striping and pavement marking tape:

- Brite-Line Series 1000
- Swarco Industries "Director"
- 3M Stamark Brand Pliant Polymer Grade Series 5730
- 3M Stamark Brand Bisymmetric 1.75 Grade Series 5750 (For use on low-volume roadways only)

Temporary removable construction grade striping and pavement marking tape:

- Advanced Traffic Marking ATM Series 200
- 3M Stamark Brand, Detour Grade Series 5710
- Swarco Industries "Director 2"

Temporary non-removable construction grade striping tape:

- 3M Scotch Lane Brand Construction Grade, Series 5160

ROADSIDE DELINEATORS

One-piece drivable flexible type (48")

- All West Plastics "Flexi-Guide 400"
- Carsonite Curve-Flex CFRM-400
- Carsonite Roadmarker CRM-375
- FlexStake H-D
- Polyform, Inc., "Vista-Flex"

Non-drivable flexible type (48") (For special use only)

- Carsonite "Impactor" with 18" soil anchor
- Carsonite "Survivor" with 18" U-Channel anchor
- Safe-Hit with 8" pavement anchor (SH248-GPR and SHAI-08-PI)
- Safe-Hit with 15" soil anchor (SHA5-15C-GL)
- Safe-Hit with 18" soil anchor (SH248-GPR and SHA#-18C-PL)
- Uticom, U-Post, Series 1200 (Formerly Dura-Hit Mod. PC-5049)

Surface mount flexible type (48")

- FlexStake Surface Mount H-D

CHANNELIZERS

Surface mount type (36")

Carsonite "Survivor" Model SMD-353
Carsonite "Super Duck" (Flat SDF-436)(Round SDR-336)
Carsonite Super Duck II "The Channelizer"
FlexStake Surface Mount H-D
The Line Connection "Dura-Post"
Repo, Models 300 and 400
Safe-Hit Guide Post with glue down base (SH236SMA)

TRAFFIC CONES

Highway Safety Products 28"
Radiator Specialty Company 28"
Roadmarker Company "Stacker" 42"
Bent Manufacturing Co., "T-Top" 42"

TYPE "K" OBJECT MARKER (18")

Carsonite Models SMD 615 and SMD 615-A
Repo, Models 300 and 400
Safe-Hit Model SH718SMA

TYPE "K-4" OBJECT MARKER (24")

Carsonite, Super Duck II
The Line Connection, "Dura-Post"
Repo, Models 300 and 400
Safe-Hit

CONCRETE MEDIAN BARRIER DELINEATOR

Impactable Type

All West Plastics "Flexi-Guide 235"
Duraflex Corp. "Flexi 2020"
Davidson Portable Concrete Barrier Marker (PCBM-12)
Reflexite Barrier Mount Delineator (Mod. 661-662)

Non-impactable Type

Astro-Optics JD Series
Stimsonite 967

BARRIER DELINEATOR (16" GLUE DOWN TYPE)

Safe-Hit

GUARDRAIL DELINEATOR (27" NAIL ON TYPE)

Carsonite Guardrail Delineator Post (CFGR 427)
Safe-Hit 27-inch Guardrail Delineator
All West Plastics "Flexi-Guide" 327

METAL BEAM GUARDRAIL DELINEATOR

Duraflex Corp. "Railrider"

REFLECTIVE SHEETING FOR TEMPORARY CHANNELIZERS, DELINEATORS AND TRAFFIC CONES

- 3M High Intensity
- Reflexite PC 1000 (Metalized Polycarbonate)
- Reflexite AP-1000 (Metalized Polyester)
- Seibulite ULG (Ultralite Grade)

SIGNING MATERIALS –The following Retro-reflective Sheeting Materials are Acceptable for use on County Maintained Road System Signs:

Regulatory Signs (Exclude STOP signs and Parking Signs):

T6500, ASTM D 4956-01, Type IV.

Stop Signs:

DG3, ASTM D 4956-09, Type XI.

Warning Signs (Exclude School Signs):

T6501, ASTM D 4956-01, Type IV.

School Warning Signs:

FYG, ASTM D 4956-01, Type IX.

Guide Signs:

T6501, ASTM D 4956-01, Type IV.

Construction Signs:

FDG, ASTM D 4956-01, Type IX.

Signs Utilizing Super Engineering Grade (e.g. No Parking Sign):

ASTM D 4956-01, Type II

Signs Utilizing Engineering Grade:

ASTM D 4956-01, Type I

SIGNING MATERIALS LEGEND:

- ASTM = American Standard for Testing Materials
- DG = Diamond Grade
- LDP = Long Distance Performance
- FDG = Fluorescent Diamond Grade
- FYG = Fluorescent Yellow Green

7 LEGAL RELATIONS AND RESPONSIBILITY TO THE PUBLIC

Add the following paragraphs to section 7-1.02I(2), "Nondiscrimination":

Contractor must comply with section 7-1.02I (2), "Nondiscrimination" of the Standard Specifications, and to the "Standard California Nondiscrimination Construction Contract Specifications" set forth therein.

During the term of the Contract, Contractor and its subcontractors shall not discriminate against any employee or applicant for employment because of race, religious creed, color, national origin, ancestry, physical disability, mental disability, medical condition, genetic information, marital status, sex, gender, gender identity, gender expression, sexual orientation, age, or military and veteran status. Contractor shall comply with Executive Orders 11246, 11375, 11625, 12138, 12432, 12250, 13672, Title VI & VII of the Civil Rights Act of 1964, the California Fair Housing and Employment Act and other applicable Federal, State of California and County laws and regulations and policies relating to equal employment and contracting opportunities, including laws and regulations hereafter enacted. Contractor shall include the nondiscrimination and compliance provisions of this paragraph in all subcontracts to perform work under the contract.

Replace the 2nd and 3rd paragraph of section 7-1.02K (2), "Wages," with:

Pursuant to section 1773 of the Labor Code, the general prevailing rates of wages in the San Bernardino County have been determined and are listed in the State of California Department of Industrial Relations Director's General Prevailing Wage Determinations (<https://www.dir.ca.gov/OPRL/DPreWageDetermination.htm>). In addition, these wages are set forth in the General Prevailing Wage Rates included in these Special Provisions. The Contractor and subcontractors shall not pay less than the prevailing wage. Copies of the prevailing wage rates are also on file at the San Bernardino County Department of Public Works Contracts Division office (address identified above) and shall be made available to any interested party on request. A copy of the determination of the Director of prevailing rate of per diem wages shall be posted at each job site. More specifically, the Contractor shall post the general prevailing wage rates at a prominent place at the job site (Labor Code section 1773.2).

Future effective general prevailing wage rates, which have been predetermined and are on file with the California Department of Industrial Relations are referenced but not printed in the general prevailing wage rates.

The Contractor shall post the general prevailing wage rates at a prominent place at the job site (Labor Code section 1773.2).

LABOR CODE REQUIREMENTS REGARDING REGISTRATION AS CONTRACTOR OR SUBCONTRACTOR REQUIRED PRIOR TO BID PROPOSAL SUBMISSION: Contractor shall comply with Labor Code section 1771.1, including, but not limited to, the following requirements: (1) no contractor or subcontractor may be listed on a bid proposal for a public works project unless registered with the Department of Industrial Relations pursuant to Labor Code section 1725.5 (with limited exceptions from this requirement for bid purposes only under Labor Code section 1771.1(a)); (2) no contractor or subcontractor may be awarded a contract for public work or perform work on a public works project unless registered with the Department of Industrial Relations pursuant to Labor Code section 1725.5; (3) this Project is subject to compliance monitoring and enforcement by the Department of Industrial Relations; (4) Contractor shall post job site notices regarding compliance monitoring and enforcement by the Department of Industrial Relations; and (5) Contractor must submit certified payroll at least monthly to the Labor Commissioner in a format prescribed by the Labor Commissioner.

As provided in Labor Code section 1771.1:

(a) A contractor or subcontractor shall not be qualified to bid or be listed in a bid proposal, subject to the requirements of Section 4104 of the Public Contract Code, or engage in the performance of any contract for public work, as defined in this chapter, unless currently registered and qualified to perform public work pursuant to Section 1725.5. It is not a violation of this section for an unregistered contractor to submit a bid that is authorized by Section 7029.1 of the Business and Professions Code or by Section 10167 or 20103.5 of the Public Contract Code, provided the contractor is registered to perform public work pursuant to Section 1725.5 at the time the contract is awarded.

(b) Notice of the requirement described in subdivision (a) shall be included in all bid invitations and public works contracts and a bid shall not be accepted nor any contract or subcontract entered into without proof of the contractor or subcontractor's current registration to perform public work pursuant to Section 1725.5.

(c) An inadvertent error in listing a subcontractor who is not registered pursuant to Section 1725.5 in a bid proposal shall not be grounds for filing a bid protest or grounds for considering the bid nonresponsive, provided that any of the following apply:

(1) The subcontractor is registered prior to the bid opening.

(2) Within 24 hours after the bid opening, the subcontractor is registered and has paid the penalty registration fee specified in subparagraph (E) of paragraph (2) of subdivision (a) of Section 1725.5.

(3) The subcontractor is replaced by another registered subcontractor pursuant to Section 4107 of the Public Contract Code.

(d) Failure by a subcontractor to be registered to perform public work as required by subdivision (a) shall be grounds under Section 4107 of the Public Contract Code for the contractor, with the consent of the awarding authority, to substitute a subcontractor who is registered to perform public work pursuant to Section 1725.5 in place of the unregistered subcontractor.

(e) The department shall maintain on its Internet Web site a list of contractors who are currently registered to perform public work pursuant to Section 1725.5.

(f) A contract entered into with any contractor or subcontractor in violation of subdivision (a) shall be subject to cancellation, provided that a contract for public work shall not be unlawful, void, or voidable solely due to the failure of the awarding body, contractor, or any subcontractor to comply with the requirements of Section 1725.5 or this section.

(g) If the Labor Commissioner or his or her designee determines that a contractor or subcontractor engaged in the performance of any public work contract without having been registered in accordance with this section, the contractor or subcontractor shall forfeit, as a civil penalty to the state, one hundred dollars (\$100) for each day of work performed in violation of the registration requirement, not to exceed an aggregate penalty of eight thousand dollars (\$8,000) in addition to any penalty registration fee assessed pursuant to clause (ii) of subparagraph (E) of paragraph (2) of subdivision (a) of Section 1725.5.

(h) (1) In addition to, or in lieu of, any other penalty or sanction authorized pursuant to this chapter, a higher tiered public works contractor or subcontractor who is found to have entered into a subcontract with an unregistered lower tier subcontractor to perform any public work in violation of the requirements of Section 1725.5 or this section shall be subject to forfeiture, as a civil penalty to the state, of one hundred dollars (\$100) for each day the unregistered lower tier subcontractor performs work in violation of the registration requirement, not to exceed an aggregate penalty of ten thousand dollars (\$10,000).

(2) The Labor Commissioner shall use the same standards specified in subparagraph (A) of paragraph (2) of subdivision (a) of Section 1775 when determining the severity of the violation and what penalty to assess, and may waive the penalty for a first time violation that was unintentional and did not hinder the Labor Commissioner's ability to monitor and enforce compliance with the requirements of this chapter.

(3) A higher tiered public works contractor or subcontractor shall not be liable for penalties assessed pursuant to paragraph (1) if the lower tier subcontractor's performance is in violation of the requirements of Section 1725.5 due to the revocation of a previously approved registration.

(4) A subcontractor shall not be liable for any penalties assessed against a higher tiered public works contractor or subcontractor pursuant to paragraph (1). A higher tiered public works contractor or subcontractor may not require a lower tiered subcontractor to indemnify or otherwise be liable for any penalties pursuant to paragraph (1).

(i) The Labor Commissioner or his or her designee shall issue a civil wage and penalty assessment, in accordance with the provisions of Section 1741, upon determination of penalties pursuant to subdivision (g) and subparagraph (B) of paragraph (1) of subdivision (h). Review of a civil wage and penalty assessment issued under this subdivision may be requested in accordance with the provisions of Section 1742. The regulations of the Director of Industrial Relations, which govern proceedings for review of civil wage and penalty assessments and the withholding of contract payments under Article 1 (commencing with Section 1720) and Article 2 (commencing with Section 1770), shall apply.

(j) (1) Where a contractor or subcontractor engages in the performance of any public work contract without having been registered in violation of the

requirements of Section 1725.5 or this section, the Labor Commissioner shall issue and serve a stop order prohibiting the use of the unregistered contractor or the unregistered subcontractor on all public works until the unregistered contractor or unregistered subcontractor is registered. The stop order shall not apply to work by registered contractors or subcontractors on the public work.

(2) A stop order may be personally served upon the contractor or subcontractor by either of the following methods:

(A) Manual delivery of the order to the contractor or subcontractor personally.

(B) Leaving signed copies of the order with the person who is apparently in charge at the site of the public work and by thereafter mailing copies of the order by first class mail, postage prepaid to the contractor or subcontractor at one of the following:

(i) The address of the contractor or subcontractor on file with either the Secretary of State or the Contractors' State License Board.

(ii) If the contractor or subcontractor has no address on file with the Secretary of State or the Contractors' State License Board, the address of the site of the public work.

(3) The stop order shall be effective immediately upon service and shall be subject to appeal by the party contracting with the unregistered contractor or subcontractor, by the unregistered contractor or subcontractor, or both. The appeal, hearing, and any further review of the hearing decision shall be governed by the procedures, time limits, and other requirements specified in subdivision (a) of Section 238.1.

(4) Any employee of an unregistered contractor or subcontractor who is affected by a work stoppage ordered by the commissioner pursuant to this subdivision shall be paid at his or her regular hourly prevailing wage rate by that employer for any hours the employee would have worked but for the work stoppage, not to exceed 10 days.

(k) Failure of a contractor or subcontractor, owner, director, officer, or managing agent of the contractor or subcontractor to observe a stop order issued and served upon him or her pursuant to subdivision (j) is guilty of a misdemeanor punishable by imprisonment in county jail not exceeding 60 days or by a fine not exceeding ten thousand dollars (\$10,000), or both.

(l) This section shall apply to any bid proposal submitted on or after March 1, 2015, and any contract for public work entered into on or after April 1, 2015. This section shall also apply to the performance of any public work, as defined in this chapter, on or after January 1, 2018, regardless of when the contract for public work was entered.

(m) Penalties received pursuant to this section shall be deposited in the State Public Works Enforcement Fund established by Section 1771.3 and shall be used only for the purposes specified in that section.

(n) This section shall not apply to work performed on a public works project of twenty-five thousand dollars (\$25,000) or less when the project is for construction, alteration, demolition, installation, or repair work or to work performed on a public works project of fifteen thousand dollars (\$15,000) or less when the project is for maintenance work.

LABOR CODE REQUIREMENTS FOR ENTITIES HAULING OR DELIVERING READY-MIXED CONCRETE: Adherence to the prevailing wage requirements found in Labor Code section 1720.9 for the hauling and delivery of ready-mixed concrete is required. This includes, but is not limited to, a requirement for the person or entity that delivers ready-mixed concrete to register with the Department of Industrial Relations (DIR) as specified in Labor Code section 1725.5. For more information, please see the DIR website: <http://www.dir.ca.gov/>.

Replace the paragraphs in section 7-1.02K (3), “Certified Payroll Records (Labor Code § 1776),” with the following:

Keep accurate payroll records.

Submit a copy of your certified payroll records, weekly, including those of subcontractors. Include:

1. Each employee's:

- 1.1. Full name
- 1.2. Address
- 1.3. Social security number
- 1.4. Work classification
- 1.5. Straight time and overtime hours worked each day and week
- 1.6. Actual wages paid for each day to each:
 - 1.6.1. Journeyman
 - 1.6.2. Apprentice
 - 1.6.3. Worker
 - 1.6.4. Other employee you employ for the work
- 1.7. Pay rate
- 1.8. Itemized deductions made
- 1.9. Check number issued

2. Apprentices and the apprentice-to-journeyman ratio

Each certified payroll record must include a Statement of Compliance form signed under penalty of perjury that declares:

1. Information contained in the payroll record is true, correct, and complete
2. Employer has complied with the requirements of sections 1771, 1811, and 1815 for any work performed by his or her employees on the public works project
3. Wage rates paid are at least those required by the Contract

The Department allows the use of a form with identical wording as the Statement of Compliance form provided by the Department.

Submitted certified payrolls for hauling and delivering ready-mixed concrete must be accompanied by a written time record. The time record must include:

1. Truck driver's full name and address
2. Name and address of the factory or batching plant
3. Time the concrete was loaded at the factory or batching plant
4. Time the truck returned to the factory or batching plant

5. Truck driver's signature certifying under penalty of perjury that the information contained in this written time record is true and correct

Make certified payroll records available for inspection at all reasonable hours at your main office on the following basis:

1. Upon the employee's request or upon request of the employee's authorized representative, make available for inspection a certified copy of the employee's payroll record.
2. Refer the public's requests for certified payroll records to the Department. Upon the public's request, the Department makes available for inspection or furnishes copies of your certified payroll records. Do not give the public access to the records at your main office.

Make all payroll records available for inspection and copying or furnish a copy upon request of a representative of the:

1. Department
2. Division of Labor Standards Enforcement of the Department of Industrial Relations
3. Division of Apprenticeship Standards of the Department of Industrial Relations

Furnish the Department the location of the records. Include the street address, city, and county. Furnish the Department a notification of a location and address change within 5 business days of the change.

Comply with a request for the records within 10 days after you receive a written request. If you do not comply within this period, the Department withholds from progress payments a \$100 penalty for each day or part of a day for each worker until you comply. You are not assessed this penalty for a subcontractor's failure to comply with Labor Code § 1776.

The Department withholds from progress payments for delinquent or inadequate records (Labor Code § 1771.5). If you have not submitted an adequate record by the month's 15th day for the period ending on or before the 1st of that month, the Department withholds up to 10 percent of the monthly progress estimate, exclusive of mobilization. The Department does not withhold more than \$10,000 or less than \$1,000.

Certified payroll records are required to be submitted weekly to the Engineer during the term of construction.

Contractor and subcontractors must furnish electronic certified payroll records directly to the Labor Commissioner (aka Division of Labor Standards Enforcement) pursuant to Labor Code section 1771.1 identified herein.

Failure to meet the requirements above will subject the contractor to sanctions/withholding of contract payments as allowed by law for any delinquent or inadequate certified payroll records. Payroll violations are required to be reported to the State of California and/or federal government.

Add the following paragraph to section 7-1.02K (5), "Working Hours":

The normal construction working hours are 7:00 A.M. to 4:00 P.M., Monday through Friday, excluding holidays. The Contractor must request and receive prior written approval (at least 24 hours in advance) from the Engineer to work beyond or outside of these normal working

hours. If the Contractor works beyond or outside of these normal working hours without requesting and receiving prior written approval from the Engineer, then any overtime or other costs incurred by the County (for example, County inspector costs) resulting from the Contractor's working beyond or outside of these normal working hours may be deducted from the progress payments that are due the Contractor. The County's decision to approve or disapprove the Contractor working beyond or outside of the normal working hours is at the sole discretion of the Engineer.

Replace items 1, 3 and 4 in the list in the 22nd paragraph of section 7-1.04, "PUBLIC SAFETY," with:

1. Excavations: Where the near edge of the excavation is within 15 feet from the edge of an open traffic lane except:
 - a. Trenches less than 1-foot wide for irrigation pipe or electrical conduit, or excavations less than 1-foot in diameter;
 - b. Excavations parallel to the lane for the purpose of pavement widening or reconstruction; and/or
 - c. Excavations within temporary traffic control zones that do not extend beyond a single daylight period, for these zones alternative barrier systems should be considered.
3. Storage areas: When material or equipment is stored within 12 feet of the edge of an open traffic lane and the storage is not otherwise prohibited by the Contract
4. Height differentials: When construction operations create a height differential greater than 1 foot within 15 feet of the edge of traffic lane

Add the following sentences to the 17th paragraph of section 7-1.04, "PUBLIC SAFETY":

Do not move or temporarily suspend anything over pedestrians unless the pedestrians are protected. The Contractor must furnish, erect and maintain those fences, Type K temporary railing, barricades, lights, signs and other devices and take such other protective measures that are necessary to prevent accidents or damage or injury to the public, especially pedestrians who travel through the work zone area. Where no other means of pedestrian passage through construction area is available, the Contractor must provide detours for pedestrian travel. A drawing of the proposed pedestrian detour with all signage, barricades, fencing, delineators, etc. as necessary for safe pedestrian travel through or around the work zone area must be submitted to the Engineer as part of the Traffic Control Plan as specified in the Traffic Control System section of these Special Provisions.

Replace the 23rd paragraph of section 7-1.04, "PUBLIC SAFETY," with:

Where lanes are adjacent to the area where the work is being performed or equipment is operated, including shoulders, the adjacent lane must be closed under any of the following conditions unless otherwise provided in the Standard Specifications and these Special Provisions:

1. Work is off the traveled way but within 6 feet of the edge of the traveled way, and the approach speed is greater than 45 miles per hour
2. Work is off the traveled way but within 3 feet of the edge of the traveled way, and the approach speed is less than 45 miles per hour

Add the following sentences to the 25th paragraph of section 7-1.04, “PUBLIC SAFETY”:

Type K temporary railing must conform to the provisions in Section 12-3.08, “Type K Temporary Railing,” of the Standard Specifications. Type K temporary railing, conforming to the details shown on Standard Plans T3A and T3B or approved equal by the Engineer may be used.

The locations of Type K temporary railing shall be shown on Traffic Control Plans for review and approval by the Engineer. The Contractor must comply with the Traffic Control System section elsewhere in these Special Provisions.

Contractor may propose to the Engineer an alternative to the use of Type K temporary railing and/or crash cushions in areas where the use of these devices is anticipated to be for a relatively short period of time but no more than five working days. Approval of the Engineer for the use of the proposed alternatives shall not relieve the contractor from being solely responsible for any damages resulting from the use of these alternatives in accordance with section 7-1.05A "General" of these Special Provisions.

Reflectors on Type K temporary railing must conform to the provisions in “Prequalified and Tested Materials for Traffic Control Devices” of these Special Provisions. Temporary crash cushion modules must conform to the specifications in section 12-3.15, “TEMPORARY CRASH CUSHION MODULE” of the Standard Specifications.

Add the following paragraph between the 26th and 27th paragraphs of section 7-1.04, “PUBLIC SAFETY”:

Open trenches left open overnight must be protected by Type K temporary railing or other approved temporary traffic barrier as determined by the Engineer.

Replace section 7-1.05A, “General,” with:

7-1.05A General

Indemnification – To the fullest extent possible permitted by law, Contractor assumes liability for and agrees, at the contractor’s sole cost and expense, to promptly and fully indemnify, defend (with counsel reasonably approved by County) (even if the allegations are false, fraudulent, or groundless), and hold harmless the County and its authorized officers, employees, agents and volunteers (Indemnitees) from and against any and all claims (including claims against the County seeking compensation for labor performed or materials used or furnished to be used in the work or alleged to have been furnished on the project, including all incidental or consequential damages resulting to the County from such claims), allegations, actions, suits, arbitrations, administrative proceedings, regulatory proceedings, or other legal proceedings, demands, losses, costs, damages, judgments, liens, stop notices, penalties, anticipated losses of revenue and/or liability, and expenses (including, but not limited to, any fees of accountants, attorneys, experts or other professionals, or investigation expenses) arising out of, resulting from, or in any way (either directly or indirectly) related to the contract, the work, the project or any breach of the Contract by Contractor (or any of its officers, agents, employees, subcontractors, or any person performing any of the work, or from any cause whatsoever, including the acts, errors or omissions of any person and for any

costs or expenses incurred by the Indemnitees on account of any claim except where such indemnification is prohibited by law. This indemnification provision shall apply regardless of the existence or degree of fault of indemnitees. The Contractor's indemnification obligation applies to the Indemnitee's "passive" negligence but does not apply to the Indemnitee's "sole" or "active" negligence or "willful misconduct" within the meaning of Civil Code section 2782 provided such "active" negligence or "willful misconduct" is determined by agreement of the parties or by findings of a court. In instances where an Indemnitee's "active" negligence accounts for only a percentage of the liability for the claim involved, the obligation of the Contractor will be for that entire percentage of liability for the claim not attributable to the "active" negligence or "willful misconduct" of the Indemnitees. The County shall be consulted with regard to any proposed settlement.

The duty of the Contractor to indemnify and hold harmless the Indemnitees includes the separate and independent duty to defend the Indemnitees, which duty arises immediately upon receipt by Contractor of the tender of any claim from the County. The Contractor's obligation to defend the County shall be at Contractor's sole expense, and not be excused because of the Contractor's inability to evaluate liability or because the Contractor evaluates liability and determines that the Contractor is not liable. The duty to defend shall apply whether or not a claim has merit or is meritless, or which involves claims or allegations that any or all of the Indemnitees were actively, passively, or concurrently negligent, or which otherwise asserts that the Indemnitees are responsible, in whole or in part, for any claim. The Contractor shall respond within thirty (30) calendar days to the tender of any claim for defense and/or indemnity by the County, unless the County agrees in writing to an extension of this time. The defense provided to the Indemnitees by Contractor shall be by well qualified, adequately insured, and experienced legal counsel acceptable to the County Counsel.

It is the intent of the parties to the Contract that the Contractor and its subcontractors of all tiers shall provide the Indemnitees with the broadest defense and indemnity permitted by law. In the event that any of the defense, indemnity, or hold harmless provisions are found to be ambiguous, or in conflict with one another, it is the parties' intent that the broadest and most expansive interpretation in favor of providing defense and/or indemnity to the Indemnitees be given effect.

Contractor shall ensure, by written subcontract agreement, that each of Contractor's subcontractors of every tier shall protect, defend, indemnify and hold harmless the Indemnitees with respect to all claims arising out, in connection with, or in any way related to each such subcontractor's work in the same manner in which Contractor is required to protect, defend, indemnify, and hold the Indemnitees harmless. In the event Contractor fails to obtain such defense and indemnity obligations from its subcontractors as required herein, Contractor agrees to be fully responsible to the Indemnitees according to the terms of this Section.

Contractor's indemnification and defense obligations set for in this Section are separate and independent from the insurance requirements and do not limit, in any way, the applicability, scope, or obligations set forth in such insurance requirements. The purchase of insurance by the Contractor with respect to the obligations required herein shall in no event be construed as fulfillment or discharge of such obligations.

Contractor's obligations under this Section are binding on Contractor's and its subcontractors' successors, heirs and assigns and shall survive the completion of the work or termination of the Contractor's performance of the work.

Replace section 7-1.06 with:

7-1.06 INSURANCE

Additional Insured – All policies, except for the Workers' Compensation, Errors and Omissions and Professional Liability policies, shall contain endorsements naming the **San Bernardino County** (a separate, legal public entity), and the **San Bernardino County Flood Control District** (a separate, legal public entity), collectively referred to in this section as the **County**, and all of their officers, employees, agents and volunteers as additional insureds with respect to liabilities arising out of the performance of services hereunder.

The additional insured endorsements shall not limit the scope of coverage for the County as well as any other entities named herein to vicarious liability but shall allow coverage for the County as well as any other entities named herein to the full extent provided by the policy. Such additional insured coverage shall be at least as broad as Additional Insured (Form B) endorsement form ISO, CG 201011 85.

Waiver of Subrogation Rights – The Contractor shall require the carriers of required coverages to waive all rights of subrogation against the County, its officers, employees, agents, volunteers, contractors and subcontractors, as well as any other entities named herein. All general or auto liability insurance coverage provided shall not prohibit the Contractor and Contractor's employees or agents from waiving the right of subrogation prior to a loss or claim. The Contractor hereby waives all rights of subrogation against the County as well as any other entities named herein.

Policies Primary and Non-Contributory – All policies required herein are to be primary and non-contributory with any insurance or self-insurance programs carried or administered by the County or any other entities named herein.

Severability of Interests – The Contractor agrees to ensure that coverage provided to meet these requirements is applicable separately to each insured and there will be no cross liability exclusions that preclude coverage for suits between the Contractor and the County or between the County and any other insured or additional insured under the policy.

Proof of Coverage – The Contractor shall furnish Certificates of Insurance to the County Department administering the contract evidencing the insurance coverage at the time the contract is executed, additional endorsements, as required shall be provided prior to the commencement of performance of services hereunder, which certificates shall provide that such insurance shall not be terminated or expire without thirty (30) days written notice to the Department, and Contractor shall maintain such insurance from the time Contractor commences performance of services hereunder until the completion of such services. Within fifteen (15) days of the commencement of this contract, the Contractor shall furnish a copy of the Declarations page for all applicable policies and will provide complete certified copies of the policies and endorsements immediately upon request.

Acceptability of Insurance Carrier – Unless otherwise approved by Risk Management, insurance shall be written by insurers authorized to do business in the State of California and

must have a minimum Best's Insurance Guide rating of "A-" and minimum Financial Size Category of "VII" according to A. M. Best Company, Inc., website <http://www.ambest.com/>.

Deductibles and Self-Insured Retention – Any and all deductibles or self-insured retentions in excess of \$10,000 shall be declared to and approved by Risk Management.

Failure to Procure Coverage – In the event that any policy of insurance required under this contract does not comply with the requirements, is not procured or is canceled and not replaced, the County has the right but not the obligation or duty to cancel the contract or obtain insurance if it deems necessary and any premiums paid by the County will be promptly reimbursed by the Contractor or County payments to the Contractor will be reduced to pay for County purchased insurance.

Insurance Review – Insurance requirements are subject to periodic review by the County. The Director of Risk Management or designee is authorized, but not required, to reduce, waive or suspend any insurance requirements, whenever Risk Management determines that any of the required insurance is not available, is unreasonably priced, or is not needed to protect the interests of the County. In addition, if the Department of Risk Management determines that heretofore unreasonably priced or unavailable types of insurance coverage or coverage limits become reasonably priced or available, the Director of Risk Management or designee is authorized, but not required, to change the above insurance requirements to require additional types of insurance coverage or higher coverage limits, provided that any such change is reasonable in light of past claims against the County, inflation or any other item reasonably related to the County's risk.

Any change requiring additional types of insurance coverage or higher coverage limits must be made by amendment to this contract. Contractor agrees to execute any such amendment within thirty (30) days of receipt.

Any failure, actual or alleged, on the part of the County to monitor or enforce compliance with any of the insurance and indemnification requirements will not be deemed as a waiver of any rights on the part of the County.

The Contractor agrees to provide insurance set forth in accordance with the requirements herein. If the Contractor uses existing coverage to comply with these requirements and that coverage does not meet the specified requirements, the Contractor agrees to amend, supplement or endorse the existing coverage to do so.

Without in anyway affecting the indemnity herein provided and in addition thereto, the Contractor shall secure and maintain throughout the contract term the following types of insurance with limits as shown:

Workers' Compensation/Employers Liability – A program of Workers' Compensation insurance or a state-approved self-insurance program in an amount and form to meet all applicable requirements of the Labor Code of the State of California, including Employer's Liability with \$250,000 limits covering all persons including volunteers providing services on behalf of the Contractor and all risks to such persons under this contract.

If Contractor has no employees, it may certify or warrant to the County that it does not currently have any employees or individuals who are defined as "employees" under the Labor Code and the requirement for Workers' Compensation coverage will be waived by the County's Director of Risk Management.

With respect to Contractors that are non-profit corporations organized under California or Federal Law, volunteers for such entities are required to be covered by Workers' Compensation insurance.

Commercial/General Liability Insurance – The Contractor shall carry General Liability Insurance covering all operations performed by or on behalf of the Contractor providing coverage for bodily injury and property damage with minimum combined single limits, per occurrence, as follows:

CONTRACT AMOUNT	MINIMUM COVERAGE
Less than \$1,000,000	\$1,000,000
\$1,000,000 to \$3,000,000	\$3,000,000
\$3,000,000 to \$5,000,000	\$5,000,000
Over \$5,000,000	\$10,000,000

The policy coverage shall include:

- (a) Premises operations and mobile equipment.
- (b) Products and completed operations.
- (c) Broad form property damage (including completed operations).
- (d) Explosion, collapse and underground hazards.
- (e) Personal injury.
- (f) Contractual liability.
- (g) Two million dollars (\$2,000,000) general aggregate limit.

Automobile Liability Insurance – Primary insurance coverage shall be written on ISO Business Auto coverage form for all owned, hired and non-owned automobiles or symbol 1 (any auto). The policy shall have minimum combined single limit for bodily injury and property damage, per occurrence, as follows:

CONTRACT AMOUNT	MINIMUM COVERAGE
Less than \$1,000,000	\$1,000,000
\$1,000,000 to \$3,000,000	\$3,000,000
\$3,000,000 to \$5,000,000	\$5,000,000
Over \$5,000,000	\$10,000,000

If the Contractor is transporting one or more non-employee passengers in performance of contract services, the automobile liability policy shall have a combined single limit of two million dollars (\$2,000,000) for bodily injury and property damage per occurrence.

If the Contractor owns no autos, a non-owned auto endorsement to the General Liability policy described above is acceptable.

Umbrella Liability Insurance – An umbrella (over primary) or excess policy may be used to comply with limits or other primary coverage requirements. When used, the umbrella policy shall apply to bodily injury/property damage, personal injury/advertising injury and shall include a ‘dropdown’ provision providing primary coverage for any liability not covered by the primary policy. The coverage shall also apply to automobile liability.

Course of Construction/Installation Property Insurance – A policy providing all risk, including theft coverage for all properties and materials to be used on the project. The insurance policy shall not have any coinsurance penalty.

Continuing Products/Completed Operations Liability Insurance – A policy with a limit of not less than five million dollars (\$5,000,000) for each occurrence for at least three years following substantial completion of the work on projects over one million dollars (\$1,000,000).

Subcontractor Insurance Requirements – The Contractor agrees to require all parties or subcontractors, including architects or others it hires or contracts with related to the performance of this contract to provide insurance covering the contracted operations with the

basic requirements and the insurance specifications for all contracts as delineated herein, (including waiver of subrogation rights) and naming the County as well as any other entities named herein as additional insureds. The Contractor agrees to monitor and review all such coverage and assumes all responsibility ensuring that such coverage is provided as required herein.

Delete section 7-1.07B, "Seal Coat Claims."

Delete section 7-1.11, "FEDERAL LAWS FOR FEDERAL-AID CONTRACTS."

^^

NOT FOR BID

Replace section 8-1.02, "SCHEDULE" with:

8-1.02 PROGRESS SCHEDULE

After contract award, and prior to construction, the Contractor shall submit to the Engineer a baseline progress schedule as part of the pre-construction submittals. The Contractor shall furnish the schedule in both printed and electronic (Microsoft Excel or equivalent) format. If the Contractor cannot furnish the schedule in Microsoft Excel format, then another format approved by the Engineer shall be used. The schedule shall show the construction activities (including the controlling activity(ies)), order in which the Contractor proposes to carry out the work, the dates on which the Contractor will start the several salient features of the work (including procurement of materials, plant, and equipment), and the contemplated dates for completing those salient features. The progress schedules submitted shall be consistent in all respects with the time and order of work requirements of the contract.

Progress schedule updates are also required to be submitted during construction, within 10 working days of the Engineer's written request. Failure of the Contractor to submit progress schedule updates within the required time frame may result in the withholding of progress payments.

Replace 1st paragraph of section 8-1.03, "PRECONSTRUCTION CONFERENCE," with:

After contract award, and prior to construction, a pre-construction conference / meeting will be held at a time and location determined by the Engineer, for the purpose of discussing with the Contractor the scope of work, contract drawings, specifications, existing conditions, materials to be ordered, equipment to be used, utilities, submittals, and all essential matters pertaining to the prosecution of and the satisfactory completion of the project as required. The Contractor's representative at this conference shall include all major superintendents for the work and may include subcontractors.

Replace 8-1.04A, "General," with:

8-1.04A General

After contract award, and prior to the pre-construction conference, the Engineer will issue a Notice to Proceed with Submittals to the Contractor, and the Contractor shall then begin submitting all required submittals necessary to begin work, as listed below. Failure to provide the required submittals within the time frame specified in the Notice to Proceed with Submittals may subject the Contractor to being charged working days for each and every day after the submittal due date.

Prior to construction, the following submittals are required:

1. Approved baseline progress schedule
2. Approved Statement of Compliance with Sections 1509 and 1510 of the CalOSHA Construction Safety Orders
3. Approved Fire Safety Plan
4. Approved Notice to Residents, in English and Spanish
5. Approved Notice of Materials to be Used
6. Approved Subcontracting Request
7. Approved Staging Area

event of a good faith dispute or as required by law. Contractor shall also comply with Public Contract Code section 7201 in its retention of payments/contract amount to subcontractors.

The retention will be held for 35 days following the recordation of the Notice of Completion, at which time the County Auditor will issue a warrant for the withheld funds.

Contractor shall accept all payments from County via electronic funds transfer (EFT) directly deposited into the Contractor's designated checking or other banking account. Contractor shall promptly comply with directions and accurately complete forms provided by County required to process EFT payments.

Contractor may upon written request, and at their expense deposit substitute securities found in Government Code section 16430 as authorized by the Public Contract Code section 22300 in lieu of retention monies withheld to insure performance.

Partial payment for materials that are furnished but are not incorporated in the work may be made to the Contractor at the sole discretion of the Engineer.

The provisions of Public Contract Code section 20104.50, cited immediately below and at the end of these Special Provisions, dealing with the modification, performance and payment of public works contracts are incorporated herein.

20104.50.

(a)(1) It is the intent of the Legislature in enacting this section to require all local governments to pay their contractors on time so that these contractors can meet their own obligations. In requiring prompt payment by all local governments, the Legislature hereby finds and declares that the prompt payment of outstanding receipts is not merely a municipal affair, but is, instead, a matter of statewide concern. (2) It is the intent of the Legislature in enacting this article to fully occupy the field of public policy relating to the prompt payment of local governments' outstanding receipts. The Legislature finds and declares that all government officials, including those in local government, must set a standard of prompt payment that any business in the private sector which may contract for services should look towards for guidance.

(b) Any local agency which fails to make any progress payment within 30 days after receipt of an undisputed and properly submitted payment request from a contractor on a construction contract shall pay interest to the contractor equivalent to the legal rate set forth in subdivision (a) of Section 685.010 of the Code of Civil Procedure.

(c) Upon receipt of a payment request, each local agency shall act in accordance with both of the following:

(1) Each payment request shall be reviewed by the local agency as soon as practicable after receipt for the purpose of determining that the payment request is a proper payment request.

(2) Any payment request determined not to be a proper payment request suitable for payment shall be returned to the contractor as soon as practicable, but not later than seven days, after receipt. A request returned pursuant to this paragraph shall be accompanied

by a document setting forth in writing the reasons why the payment request is not proper.

(d) The number of days available to a local agency to make a payment without incurring interest pursuant to this section shall be reduced by the number of days by which a local agency exceeds the seven-day return requirement set forth in paragraph (2) of subdivision €.

(e) For purposes of this article:

(1) A "local agency" includes, but is not limited to, a city, including a charter city, a county, and a city and county, and is any public entity subject to this part.

(2) A "progress payment" includes all payments due contractors, except that portion of the final payment designated by the contract as retention earnings.

(3) A payment request shall be considered properly executed if funds are available for payment of the payment request, and payment is not delayed due to an audit inquiry by the financial officer of the local agency.

(f) Each local agency shall require that this article, or a summary thereof, be set forth in the terms of any contract subject to this article.

Delete the 2nd sentence in section 9-1.16D(1), "General."

Delete reference to "Pub Cont Code § 10261.5" in section 9-1.16E(1), "General."

Replace "may" with "shall" in the 1st sentence of section 9-1.16E(4), "Stop Notice Withholds."

Delete section 9-1.16F, "Retentions."

Replace 9-1.17D(1), "General," with:

9-1.17D(1) Final Payment and Claims - After acceptance by the Director, the Engineer will make a proposed final estimate in writing of the total amount payable to the Contractor, including therein an itemization of said amount, segregated as to contract item quantities, extra work and any other basis for payments, and shall also show therein all deductions made or to be made for prior payments and amounts to be kept or retained under the provisions of the contract. All prior estimates and payments shall be subject to correction in the proposed final estimate. The Contractor shall submit written approval of the proposed final estimate or a written statement of claims as provided below.

On the Contractor's approval, or if he files no claim, the Engineer will issue a final estimate in writing in accordance with the proposed final estimate submitted to the Contractor and within 30 days thereafter the County will pay the entire sum so found to be due. Such final estimate and payment thereon shall be conclusive and binding against both parties to the contract on all questions relating to the amount of work done and the compensation payable therefor, except as otherwise provided in Sections 9-1.03C, "Records," and 9-1.09, "Clerical Errors."

If the Contractor files a claim(s), the Engineer will issue a semifinal estimate in accordance with the proposed final estimate submitted to the Contractor and within 30 days thereafter the County will pay the sum so found to be due. Such semifinal estimate any payment thereon shall be conclusive and binding against both parties to the contract on all questions relating to the amount of work done and the compensation payable therefor, except insofar as affected by the claim(s) filed within the time and in the manner required hereunder and except as otherwise provided in Sections 9-1.03C, "Records," and 9-1.09, "Clerical Errors."

For additional claims procedures and rights under the Public Contract Code, please see 5-1.43E, "Dispute Resolution for Claims subject to Public Contract Code sections 9204, 20104, 20104.2, 20104.4 and/or 20104.6," of these Special Provisions.

The Contractor shall keep full and complete records of the costs and additional time incurred for any work for which a claim for additional compensation is made. The Engineer or any designated claim investigator or auditor shall have access to those records and any other records as may be required by the Engineer to determine the facts or contentions involved in the claims. Failure to permit access to such records shall be sufficient cause for denying the claims.

Any claim for overhead type expenses or costs shall be supported by an audit report of an independent Certified Public Accountant. Any such overhead claim shall also be subject to audit by the County at its discretion.

Any costs or expenses incurred by the County in reviewing or auditing any claims that are not supported by the Contractor's cost accounting or other records shall be deemed to be damages incurred by the County within the meaning of the California False Claims Act.

Delete section 9-1.17D(2)(a), "General."

Replace the 6th paragraph in section 9-1.17D(3) with:

Failure to comply with the claim procedures described in the Contract Documents is a bar to pursue the claim in a court of law.

Replace "30" with "31" in the 1st sentence of section 9-1.17(D)(1), "General."

Delete section 9-1.22, "Arbitration," in its entirety and replace with the following:

9-1.22 CIVIL ACTION

See Section 5-1.43G, "Civil Action" of these Special Provisions.

DIVISION II – GENERAL CONSTRUCTION

10-1.01 ORDER OF WORK

Order of work shall conform to the provisions in Section 8, "Prosecution and Progress," of the Standard Specifications and these Special Provisions.

First Order of Work - The Contractor shall obtain the encroachment permits from the City of Hesperia. The City named herein do not authorize work within their respective jurisdiction without a permit.

Second Order of Work - The Contractor shall set up portable Changeable Message Signs at the locations specified in these Special Provisions and as designated by the Engineer.

Third Order of Work - The Contractor shall request the County Surveyors to conduct a monument survey to facilitate preservation of existing monuments. The survey shall be requested at least two (2) weeks in advance of work to be performed.

Fourth order of work – Prior to the start of construction, the Contractor shall coordinate with the Engineer and Environmental Management Division (EMD) for the approval of construction staging area per Section “Environmental Mitigation Measures” of these Special Provisions. If approved staging area is outside of existing road right-of-way, Contractor shall be required to submit construction staging agreement with property owner to the Engineer.

Fifth Order of Work – The Contractor shall take all necessary measurements and photos of all existing traffic control devices within the project limits including all striping and pavement markings prior to removal. The purpose for measurements and photos is to establish a record of existing traffic control devices and this record will be used for repainting stripes and pavement marking. The pavement markings and striping shall be repainted per “Striping and Pavement Marking Locations” (tables) attached elsewhere in these Special Provisions or as directed by the Engineer and “Paint Traffic Stripes & Pavement Markings” section of these Special Provisions.

Sixth Order of Work - The Contractor shall submit Construction Phasing Plan for the entire project limits, detailing the proposed construction and staging for approval by the Engineer at least two weeks (10 working days) prior to the start of construction. The construction phasing plan must include crack sealing/filling activities if needed on the project, this plan should include materials, submittals, price per TON and also duration of activity.

Attention is directed to sections, “Quality Control Program”, “Public Safety”, “Portable Changeable Message Signs”, “Traffic Control System”, “Survey Monuments” and “Coordination” of these Special Provisions.

Full compensation for conforming to the requirements of this section, including any additional mobilizing or demobilizing costs, other work or labor, materials, tools, equipment, and incidentals, not otherwise provided for, shall be considered as included in the prices paid for **various contract items of work** and no additional compensation will be allowed therefor.

10-1.02 SUPPLEMENTAL WORK AT FORCE ACCOUNT (UNFORESEEN SUBGRADE STABILIZATION, UTILITY CONFLICT, REPAIR POTHOLES, CRACKS SEALING, AND PAVEMENT PATCHING)

This work shall consist of extra work, related to specified items of work, necessary to address unforeseen conditions of position, location, and/or dimensions of existing underground and/or surface improvements, including utilities. Additionally, extra work related to unforeseen

subgrade soil condition where cold plane (also known as milling or header cut) operation occurs at either travel lanes or shoulder areas; and unknown areas of coverage for pothole repairs, cracks sealing and pavement patching. All these unforeseen conditions not specifically covered by contract items, but determined by the Engineer to be necessary to the completion of specified construction within the functional range, scope, and intent of the contract.

SUBGRADE STABILIZATION

If in the event, yielding or unfirmed subgrade soil condition were discovered in some or specific streets during the milling operation, the work shall be suspended temporarily and the Contractor shall notify the Engineer immediately. The Engineer shall investigate, assess, evaluate and determine as to whether extra work is required to address the subgrade condition. If determined by the Engineer that extra work is required, Contractor shall submit to the Engineer for his approval the best possible solution or alternative solution to stabilize the subgrade. **The Engineer has the sole discretion to accept or reject such extra work.**

Prior to milling, the Contractor shall identify and mark any damaged section of the existing asphalt concrete dike or berm, concrete curb and gutter within the project limit. The Contractor shall notify the Engineer and the latter shall determine if repair or reconstruction is necessary. The payment for the repair or reconstruction of any damaged asphalt concrete dike or berm, concrete cross gutter, concrete curb and gutter shall be considered as included in the **various items of work** and no separate payment will be allowed therefor.

The Contractor shall protect the existing asphalt concrete dike or berm, concrete cross gutter, concrete curb and gutter or gutter face when milling (or header cut) at all times. If in the event and due to Contractor's negligence while operating the milling machine in the process, the existing asphalt concrete dike or berm, concrete cross gutter, curb and gutter or gutter face starts to fail, crumble, break or shatter easily, the Contractor shall immediately repair and reconstruct the damage section of the curb and gutter and expenses thereof shall be borne by the Contractor.

UTILITY CONFLICT

Extra work to address subsurface or latent physical conditions that differ materially from those indicated in the contract, or unknown physical conditions of an unusual nature, differing from those initially encountered and generally recognized as inherent in the work provided for in the contract will be addressed in accordance with Section 4-1.06, "Differing Site Conditions (23 CFR 635 109)" of the Standard Specifications.

Due to unforeseen event, milling operation or pavement rehabilitation, there are number of existing manholes, water valves or electrical vault or conduits that maybe covered currently with asphalt pavement located along any of the roads as shown on the Location Map elsewhere in these Special Provisions requiring extra work to repair or replace in kind, expose and adjust said utilities to finished grade as directed by the Engineer. However, Contractor shall coordinate with the utility agency or agencies prior to any work.

REPAIR POTHOLES, CRACKS SEALING AND PAVEMENT PATCHING IN EXISTING ASPHALT SURFACING

Prior to any pavement rehabilitation, Contractor shall field determine, assess, evaluate and verify if the existing asphalt surfacing requires pothole repairs, crack sealing and pavement patching. The Contractor shall submit and report his findings to the Engineer immediately. Said findings will be reviewed and field verified. At the discretion of the Engineer, no extra work will be granted without the Engineer's prior approval.

POTHOLE REPAIRS

To promote good adhesion and bonding, Contractor to sweep out the area to be repaired or patched with a bristle brush or broom. Remove any loose debris, dirt, ice or standing water from the area to be repaired or patched.

Use 3/8" max., HMA. Shovel into the pothole. If the fault is deep over six inches, apply in two-inch layers, compacting each layer in succession. Shovel enough material into the fault to slightly crown the "patch". When completed compress the "patch" with a Tamper.

PAVEMENT PATCHING

Use Hot Mix Asphalt for patching either 3/8" or #4 (whichever is available) to patch alligator areas and where existing AC surfacing is dilapidated.

CRACKS SEAL

If in the event, severe cracks in the existing asphalt concrete surfacing were found on the paved traffic lanes and shoulders that are 1/4" (0.25") wide to 2" in width shall be prepared and filled with crack sealant in accordance with these special provisions.

Cracks which are greater than 2" in width and potholes in the existing surface shall be filled with 3/8" max., HMA.

MATERIALS

The modified asphalt crack sealant shall be a mixture of paving asphalt and ground rubber or ground rubber and polymer. The gradation of the ground rubber shall be such that 100 percent will pass a 2.36-mm (No. 8) sieve. The modified asphalt crack sealant shall conform to the following requirements:

Test	ASTM Designation	Requirements
Softening Point	D 36	82°C min.
Cone Penetration @ 25°C	D 3407	30 dmm min.
Resilience @ 25°C	D 3407	40 percent min.
Flow	D 3407	3 mm max.

The modified asphalt crack sealant material shall be furnished premixed in containers with an inside liner of polyethylene. Packaged material shall not exceed 60 pounds. The modified

asphalt crack sealant material shall be capable of being melted and applied to cracks at temperatures below 204°C. When heated, it shall readily penetrate cracks ¼" wide or wider.

The Contractor shall provide the Engineer with a Certificate of Compliance conforming to the provisions in Section 6-1.07, "Certificate of Compliance," of the Standard Specifications with each shipment of crack sealant. Said certificate shall also certify that the sealant complies with the specifications and shall be accompanied with storage and heating instructions and cautions for the material.

PREPARATION

Cracks to be filled, potholes to be repaired, and adjacent asphalt concrete surfacing shall be cleaned and shall be free of dirt, vegetation, debris and loose sealant. A weed-killer/soil sterilant shall be applied. Cleaning shall be done by air blasting. Old sealant that protrudes above the asphalt concrete surfacing shall be completely removed. Routing will not be required. Hot compressed air or other means, approved by the Engineer, shall be used to clean and dry the crack immediately prior to application of material. When moisture is present, hot compressed air or other means, approved by the Engineer, shall be used to clean and dry the crack immediately prior to application of material.

APPLICATION

The crack sealant material shall be applied only after the cracks and adjacent asphalt concrete surfacing have been cleaned. Crack sealant material shall be spread with any type nozzle or device approved for use by the Engineer that will place the material within the specified temperature range and to the dimensions shown on the plans. All cracks shall be squeegeed when necessary after application of the crack sealant material.

The finished sealant material placed shall be flush with the existing roadway surface. Within 2 days after application of sealant, sealed cracks that reopen or in which the sealant material sags below the surrounding asphalt concrete surfacing and shoulders shall be resealed.

The curing time shall be per manufacturer's recommendation.

Attention is directed to sections, "Earthwork", "Miscellaneous Concrete Construction" and "Asphalt Concrete Dike or Berm" elsewhere in these special provisions.

Additional work falling within the scope and character of the existing contract items shall be considered as normal to the progress of construction and shall be addressed in accordance with Section 4-1.05, "Changes and Extra Work", of the Standard Specifications.

If the Contractor is delayed in the completion of the contract work as a direct result of the work described in this section, an extension of time as provided in the fifth paragraph of Section 8-1.10, "Liquidated Damages" will be granted.

Compensation for work performed under this section, and calculated as prescribed in Section 9-1.04, "Force Account Payment", of the Standard Specifications will be cumulative over the duration of the contract.

Prospective bidders shall include the Contract Amount printed in the proposal for "Supplemental Work At Force Account (Unforeseen Subgrade Stabilization, Utility

Conflict, Cracks Sealing and Pavement Patching)" as their bid for this contract item. The amount shown is purely arbitrary and no guarantee is given or implied that any payments will be made.

Full compensation for conforming to the requirements of this section, including any additional mobilizing or demobilizing costs, and furnishing all labor, equipment, material (includes imported materials if needed), tools and incidentals and doing all work determined by the Engineer to fall under this section shall be considered to be included in payments made for "**Supplemental Work At Force Account (Unforeseen Subgrade Stabilization, Utility Conflict, Repair Potholes, Cracks Sealing and Pavement Patching)**", and no separate payment will be made therefor.

10-1.03 WATER POLLUTION CONTROL PROGRAM (WPCP)

Water Pollution Control work shall conform to the provisions in Section 13-2, "Water Pollution Control Program," of the Standard Specifications, and these special provisions and the Construction Contractor's Guide and Specifications of the Caltrans Storm Water Quality Handbook (Handbook), and addenda thereto issued up to and including the date of advertisement of the project. The Handbooks may also be downloaded from the Storm Water Quality Manuals and Handbooks website at the following web site:

<http://www.dot.ca.gov/hq/construc/stormwater/manuals.htm>

The Water Pollution Control Program template can be downloaded from the following web site:

<http://www.dot.ca.gov/hq/construc/stormwater/>

Areas where pollutant discharge must be eliminated shall include, but not be limited to, spoil and stockpile areas, all staging areas, and pulverized areas created in connection with work under this contract, whether or not said areas are within the delineated project limits.

Full compensation for furnishing all labor, materials, tools, equipment, and incidentals for doing all the work involved in developing, preparing, obtaining approval of, revising, amending, implementation and removal of the WPCP as specified in the Standard Specifications, the Handbook, and these special provisions, shall be included in the contract price paid for **Water Pollution Control Program** and no additional compensation will be allowed therefor.

This **Water Pollution Control Program** will be paid as percentage of total item based on development and approval of the WPCP (15%), weekly inspections reports (70% divided by number of weeks of project), and final documentation submittal (15%). Payment will be withheld for failure to submit weekly inspection forms and will not be retro-paid when submitted.

10-1.04 MOBILIZATION

Mobilization shall consist of preparatory work and operations, including, but not limited to, those necessary for the movement of personnel, equipment, supplies and incidentals to the project site; for the establishment of all offices, buildings and other facilities necessary for work on the project; and for all other work and operations which must be performed or costs incurred prior to beginning work on the various contract items on the project site.

Mobilization shall conform to the provisions in section 9-1.16D, "Mobilization," of the Standard Specifications.

The contract lump sum price paid for **Mobilization** shall include full compensation for furnishing all labor, materials, tools, equipment and incidentals, and for doing all the work involved in mobilization as specified herein. No additional compensation will be allowed for additional mobilization / demobilization costs due to weather days or loss of production due to cold weather

10-1.05 QUALITY CONTROL PROGRAM (QCP)

Quality Control Program (QCP) shall conform to the provisions in section 5-1.01, "General", section 19-5.03, "Construction" and section 39-2.01A "General" and other related sections of the Caltrans 2015 or 2018 Standard Specifications, these Special Provisions, County Quality Assurance Program (QAP) and as directed by the Engineer.

The Contractor shall submit for approval their QCP which outlines the testing for the entire project and must include a paving plan which outlines the equipment used, construction phasing plan, as well as testing in the field and at the plant.

Full compensation for furnishing all labor, materials, tools, equipment, and incidentals for doing all the work involved in developing, preparing, obtaining approval of, revising, amending, and implementation of the QCP as specified in the Standard Specifications, these special provisions, shall be included in the contract lump sum price for **Quality Control Program** and no additional compensation will be allowed therefor.

The contract lump sum price paid for **Quality Control Program** shall include furnishing of plans, services, equipment and for doing all the work involved in quality control and assurance as specified herein and no additional compensation will be allowed therefor.

This **Quality Control Program** will be paid as percentage of total item based on development and approval of the QCP (15%), weekly inspections reports (70% divided by number of weeks of project), and final documentation submittal (15%). Payment will be withheld for failure to submit weekly inspection forms and will be retro paid when submitted.

.10-1.06 PUBLIC SAFETY

The Contractor shall provide for the safety of traffic and the public in conformance with the provisions in Section 7-1.04, "Public Safety," of the Standard Specifications and these special provisions.

The Contractor shall furnish, erect and maintain those fences, temporary railing (Type K), barricades, lights, signs and other devices and take such other protective measures that are necessary to prevent accidents or damage or injury to the public, especially pedestrians who travel through the work zone area. Where no other means of pedestrian passage through construction area is available, the Contractor shall provide detours for pedestrian travel.

When applicable, the California MUTCD latest edition Figure 6H-28 "Sidewalk Detour or Diversion" Typical Application 28 and Figure 6H-29 "Crosswalk Closures and Pedestrian Detours" Typical Application 29 as included in the green sheets may be used and referenced as part of the project's Traffic Control Plan.

If any of the above referenced CA MUTCD Typical Application/s is/are not applicable due to project field conditions, or as required by the Engineer, the Contractor shall prepare a Pedestrian Traffic Control Plan and submit to the Engineer for review and approval. The Pedestrian Traffic Control Plan shall detail any pedestrian detour with all signage, barricades, fencing, delineators, etc. as necessary for safe pedestrian travel through or around the work zone area in conformance with the California Manual on Uniform Traffic Control Devices (CA MUTCD) – Part 6 (latest edition) – Temporary Traffic Control sections 6D.01 "Pedestrian Considerations" and section 6D.02 "Accessibility Considerations". Refer to additional Traffic Control Plan requirements as specified in the Traffic Control System section of these Special Provisions. Nothing in these Special Provisions is to be construed as to reduce the minimum standards in the CA MUTCD.

The Contractor shall install temporary railing (Type K) between a lane open to public traffic and an excavation, obstacle, or storage area when the following conditions exist:

- 1) Excavations – The near edge of the excavation is 15 feet or less from the edge of the lane, except:
 - a) Excavations covered with sheet steel or concrete covers of adequate thickness to prevent accidental entry by traffic or the public.
 - b) Excavations less than 1 foot deep.
 - c) Trenches less than 1-foot wide for irrigation pipe or electrical conduit, or excavations less than 1-foot in diameter.
 - d) Excavations parallel to the lane for the purpose of pavement widening or reconstruction.
 - e) Excavations protected by side slopes, where the slope is equal to or less than 1:4 (vertical:horizontal)
 - f) Excavations protected by existing barrier or railing.
 - g) Excavations within temporary traffic control zones that do not extend beyond a single daylight period, for these zones alternative barrier systems should be considered.
- 2) Temporarily Unprotected Permanent Obstacles – The work includes the installation of a fixed obstacle together with a protective system, such as a sign structure together with protective railing and the Contractor elects to install the obstacle prior to installing the protective system; or the Contractor, for the Contractor's convenience and with permission of the Engineer, removes a portion of an existing protective railing at an obstacle and does not replace such railing complete in place during the same day.
- 3) Storage Areas – Material or equipment is stored within 12 feet of the lane and the storage is not otherwise prohibited by the provisions of the Standard Specifications and these special provisions.

The approach end of temporary railing (Type K), installed in conformance with the provisions in this section "Public Safety" and in Section 7-1.04, "Public Safety," of the Standard Specifications, shall be offset a minimum of 15.33 feet from the edge of the traffic lane open to public traffic. The temporary railing shall be installed on a skew toward the edge of the traffic lane of not more than 1-foot transversely to 10 feet longitudinally with respect to the edge of the traffic lane. If the 15.33 feet minimum offset cannot be achieved, the temporary railing shall be installed on the 10:1 skew to obtain the maximum available offset between the

approach end of the railing and the edge of the traffic lane, and an array of temporary crash cushion modules shall be installed at the approach end of the temporary railing.

Temporary railing (Type K) shall conform to the provisions in Section 12-3.20, "Temporary Railing (Type K)," of the Standard Specifications. Temporary railing (Type K), conforming to the details shown on Standard Plans T3A and T3B or approved equal by the Engineer may be used.

The sixth paragraph of Section 12-3.20C(1), "General," of the Standard Specifications is amended to read:

Install a reflector on the top or face of the rail of each rail unit placed within 10 feet of a traffic lane as directed by the Engineer. Apply adhesive for mounting the reflector under the reflector manufacturer's instructions.

Reflectors on temporary railing (Type K) shall conform to the provisions in "Approved Traffic Products" of these special provisions.

Temporary crash cushion modules shall conform to the provisions in "Temporary Crash Cushion Module" of these special provisions.

Except for installing, maintaining and removing traffic control devices, whenever work is performed or equipment is operated in the following work areas the Contractor shall close the adjacent traffic lane unless otherwise provided in the Standard Specifications and these special provisions:

Approach speed of public traffic (Posted Limit mph)	Work Areas
Over 45 mph	Within 6 feet of a traffic lane but not on a traffic lane
35 to 45 mph	Within 3 feet of a traffic lane but not on a traffic lane

The lane closure provisions of this section shall not apply if the work area is protected by permanent, temporary railing or barrier. When traffic cones or delineators are used to delineate a temporary edge of traffic lane, the line of cones or delineators shall be considered to be the edge of traffic lane, however, the Contractor shall not reduce the width of an existing lane to less than 11 feet without written approval from the Engineer.

When work is not in progress on trench or other excavation that requires closure of an adjacent lane, the traffic cones or portable delineators used for the lane closure shall be placed adjacent to the edge of the traveled way. The spacing of the cones or delineators shall be the same as specified for the lane closure.

Open trenches left open overnight shall be protected by temporary railing (Type K) or other approved temporary traffic barrier as determined by the Engineer.

The locations of temporary railing (Type K) shall be shown on Traffic Control Plans for review and approval by the Engineer. Attention is directed to the Traffic Control System section elsewhere in these special provisions.

Contractor may propose to the Engineer an alternative to the use of temporary railing (Type K) and/or crash cushions in areas where the use of these devices is anticipated to be for a relatively short period of time but no more than five working days. Approval of the Engineer for the use of the proposed alternatives shall not relieve the Contractor from being solely responsible for any damages resulting from the use of these alternatives in accordance with Section 7-1.05A "General" subtitles "Indemnification" of the Standard Specifications and/or these Special Provisions.

Suspended loads or equipment shall not be moved nor positioned over public traffic or pedestrians.

Full compensation for conforming to the requirements of Section 7-1.04, "Public Safety," and the requirements of these special provisions, including furnishing all labor and installing temporary railing (Type K) and temporary crash cushion modules, shall be considered as included in the contract price paid for **Traffic Control System** and no additional compensation will be allowed therefor.

10-1.07 TRAFFIC CONTROL SYSTEM

A. GENERAL:

This work shall consist of all operations necessary to conduct construction operations in a safe manner relative to public traffic, and shall conform to the requirements in Section "Temporary Pavement Delineation" of these Special Provisions, and those in Section 7-1.03, "Public Convenience," Section 7-1.04, "Public Safety," and Section 12, "Temporary Traffic Control," of the Standard Specifications. Nothing in these Special Provisions shall be construed as relieving the Contractor from his responsibility as provided in said Section 7-1.04 of the Standard Specifications.

The requirements of this section, titled "General" shall apply to all projects except as modified below in Section B, "Special Conditions," or as otherwise approved by the Engineer.

Construction that interferes with public traffic shall be performed only between 7:00 A.M., and 4:00 P.M., except that which is required under Sections 7-1.03, "Public Convenience," and 7-1.04, "Public Safety," of the Standard Specifications, as modified below in Section B, or as approved by the Engineer.

The Contractor shall submit a Traffic Control Plan for the entire project limits, including intersections, detailing the proposed construction staging and traffic control for approval by the Engineer at least two weeks (10 working days) prior to the start of construction. The Traffic Control Plan shall not include any intersection closures or detours. The Traffic Control Plan shall comply with the California Manual on Uniform Traffic Control Devices (CA MUTCD) – Part 6 (latest edition) - Temporary Traffic Control. Nothing in these Special Provisions is to be construed as to reduce the minimum standards in the CA MUTCD.

When applicable, the 2018 Caltrans "Temporary Traffic Control Systems" Standard Plans as included in the green sheets may be used and referenced as part of the project's Traffic Control Plan. A flashing arrow sign will be required on all lane closures and, if determined by the Engineer, will be required on shoulder closures as well.

When applicable, the Traffic Control Plan for shoulder closures may be as shown on the "Shoulder Closure" detail of Standard Plan T10, in the List of Standard and Special Drawings

(Green Pages). The spacing dimensions on the "Shoulder Closure" detail may be modified as determined by the Engineer. The traffic control plan for night time shoulder closures shall also include flashing beacons.

At any given time during active construction when the number of lanes is reduced from existing conditions for both directions of travel, active construction work zones shall be limited to the number of locations and delays to motorist in time as indicated below in section B or as determined by the Engineer.

Existing turn lanes for left and/or right turns, when present at intersections, shall remain open and operational; or when existing turn lanes are removed, temporary turn lanes shall be provided for turn movements.

If the Engineer determines that the Contractor's operations are resulting in unacceptable traffic delays, the Engineer reserves the right to implement alternate traffic plans. Specific details are as indicated below in section B unless otherwise directed by the Engineer.

The Contractor shall coordinate with local residents and businesses to provide ingress and egress for properties adjacent to the project for the convenience of local residents and businesses in carrying out their personal and business activities. Convenient access for mail, other delivery services, and trash services shall be included in the definition of "personal and business activities."

The Contractor shall prepare a "Notice to Residents," and distribute copies of said notice to properties that are adjacent to and / or are directly impacted by the project, as determined by the Engineer. The notice shall use the "Notice to Residents" template attached in the List of Standard and Special Drawings (Green Pages). The notice shall be placed on the door of said properties a minimum of seven (7) days before the Contractor begins work. The notice shall be in both English and Spanish (back side).

It is the Contractor's responsibility to have roads clear of interfering vehicles prior to the start of work and during work. The Contractor is responsible for notifying affected residents and businesses of the work schedule. Such notification would include placing notices (as stated above), making verbal contact, and furnishing and placing temporary "No Parking" signs 48 hours prior to the start of work, as well as notifying the California Highway Patrol 24 hours prior to such posting, such that interfering vehicles or objects may be towed or otherwise removed, if necessary. With regards to towing, the applicable County Code Sections are **52.0118, 52.0132, and 53.0811**.

Section 12-1.04, "Payment," of the Standard Specifications is superseded by the following:

The cost of furnishing all flaggers, including transporting flaggers to provide for passage of public traffic through the work under the provisions in Section 7-1.03, "Public Convenience," and Section 7-1.04, "Public Safety," of the Standard Specifications, and elsewhere in these Special Provisions, will be borne solely by the Contractor.

If determined by the Engineer that additional flaggers are required during construction activities, Contractor shall provide flaggers at no additional cost to the County.

The Contractor shall furnish, install, maintain, move, remove, and dispose of all signs, lights, flares, barricades, and other facilities for the convenience and safety of the public, as required by these Special Provisions and Section 7-1.03, Section 7-1.04, and Section 12 of the Standard Specifications.

If any component in the traffic control system is displaced, or ceases to operate or function as specified from any cause during the progress of the work, the Contractor shall immediately

repair said component to its original condition or replace said component and shall restore the component to its original location.

When lane closures are made for work periods only, at the end of each work period, all components of the traffic control system, except portable delineators placed along open trenches or excavation adjacent to the traveled way shall be removed from the traveled way and shoulder. If the Contractor so elects, said components may be stored at selected central locations approved by the Engineer within limits of the highway right of way.

When temporary lane configuration changes are allowed to facilitate that day's construction activity, the Contractor, unless otherwise directed by the Engineer, shall restore lane configurations to pre-construction conditions at the end of the workday or during periods when active construction is not taking place.

B. SPECIAL CONDITIONS:

I. During Construction Activities

Construction on any and all Various Roads as listed on the Road Table elsewhere in these special provisions shall be performed on Monday through Friday only (7:00 A.M. to 4:00 P.M.) for the duration of the project.

In order to minimize impacts to school traffic, the Contractor is advised that working hours may need to be adjusted. The Contractor shall coordinate operating hours for construction activities jointly with the Engineer and Schools representative. The point of contact for the schools can be found in Section "Coordination" elsewhere in these Special Provisions.

The Contractor shall adhere to the operating hour restrictions as determined and as directed by the Engineer.

Throughout the project area, public traffic shall be permitted to pass through construction operations at all times on a minimum of one 11-foot graded and compacted or paved lane to be used by both directions of travel with the use of flaggers. In order to control traffic, additional flaggers shall be required at any intersecting street or streets in between locations where flaggers have the traffic queued for paving operations. Any deviation from these special conditions shall be approved by the Engineer.

At any given time when the number of lanes on any and all Various Roads as listed on the Road Table elsewhere in these Special Provisions are reduced to one lane for both directions of travel, construction work zones shall be limited to one location per street for both directions of travel and delays to motorist shall be limited to 10 minutes in time or as otherwise specified in these Special Provisions or approved by the Engineer.

Pedestrian safety; The Contractor shall provide passage for pedestrians through construction areas, or provide a detour where applicable. Work that interferes with existing sidewalks or crosswalks at intersections shall be conducted so as to minimize impacts to pedestrian traffic.

Pedestrian safety; The Contractor shall provide passage for pedestrians through construction areas, or provide a detour where applicable. Work that interferes with existing sidewalks or crosswalks at intersections shall be conducted so as to minimize impacts to pedestrian traffic.

In cases where a detour or an alternate pedestrian access cannot be provided, the Contractor shall be allowed to close sidewalk ramp areas where approved by the Engineer. The Contractor shall post sidewalk closure signs at these ramp locations at least two (2) days prior to the closure dates. Signs shall advise pedestrians of anticipated closure dates. Attention is also directed to the Public Safety section of these Special Provisions.

In cases where existing paved road widths are less than 24 feet, the Contractor may be allowed to utilize graded and compacted lane(s) as approved by the Engineer.

II. During Non-construction activities

On any and all Various Roads as listed on the Road Table elsewhere in these special provisions, the Contractor must provide two 11-foot graded and compacted or paved lanes, one for each direction of travel for use by public traffic overnight and when construction operations are not actively in progress. The full width of a graded and compacted or paved traveled way shall be open for use by public traffic overnight and when construction operations are not actively in progress.

The Contractor shall stage his construction operations accordingly in order to meet the above stated requirements.

C. MEASUREMENT AND PAYMENT:

The contract lump sum price paid for Traffic Control System shall include full compensation for furnishing all labor, materials (including, but not limited to, all traffic control components), tools, equipment, and incidentals, and for doing all the work involved in placing, removing, storing, maintaining, moving to new locations, and replacing and disposing of the components of the traffic control system, as shown on the plans, and as specified in the Standard Specifications and these Special Provisions.

Full compensation for furnishing all labor, materials, tools, equipment and incidentals, and for doing all the work involved in furnishing, placing/installing, maintaining, relocating as necessary, removing and disposing of the Advance Warning signs including payment for permits, is included in the contract lump sum price paid for Traffic Control System, and no additional compensation will be allowed therefor.

Full compensation for conforming to the requirements of these Special Provisions and those in Section 7-1.03, "Public Convenience," Section 7-1.04, "Public Safety," and Section 12, "Temporary Traffic Control," of the Standard Specifications, including furnishing all labor, materials (including all traffic control components), tools, equipment, and incidentals, shall be considered as included in the contract lump sum price paid for Traffic Control System, and no additional compensation will be allowed therefor.

Full compensation for furnishing, erecting, maintaining, and removing any additional construction area signs and other traffic control components including AWSs the Engineer may deem necessary shall be considered as included in the various contract items of work, and no additional compensation will be allowed therefor.

Full compensation for furnishing, installing, distributing, and removing the "Notice to Residents" shall be considered as included in the various contract items of work, and no additional compensation will be allowed therefor.

Full compensation for traffic control staging is included in the contract lump sum price paid for **Traffic Control System**, and no additional compensation will be allowed therefor.

The adjustment provisions in Section 4-1.05, "Changes and Extra Work," of the Standard Specifications, shall not apply to the item of Traffic Control System. Adjustments in compensation for traffic control components ordered by the Engineer beyond those called for in the referenced standards will be made as provided in Section 9-1.04, "Force Account," of the Standard Specifications. No adjustment will be made for decreases.

10-1.08 TEMPORARY PAVEMENT DELINEATION (2015 CALTRANS REVISED STANDARD SPECIFICATIONS)

This work, Temporary Pavement Delineation, shall consist of installing, maintaining, and removing temporary striping, pavement markings, channelizers, cones, and other devices necessary to the safe movement of public traffic through the project area and shall conform to the provisions in Section 12-6, "Temporary Pavement Delineation," of the Standard Specifications, the California Manual on Uniform Traffic Control Devices – part 6 (latest edition - published by the State Department of Transportation), and these Special Provisions. Nothing in these Special Provisions shall be construed as relieving the Contractor from its responsibility as provided in Section 7-1.04, "Public Safety," of the Standard Specifications.

It is recognized that some conditions may prevail under which the Contractor and other agencies may share in responsibilities for the public safety being affected by the work under this contract. It is, however, agreed among the parties that necessary renewal, connection to, and replacement of effective traffic controls normally applied to the pavement shall fall within the Contractor's sole liability.

GENERAL - Whenever the work causes obliteration of pavement delineation, temporary or permanent pavement delineation shall be in place prior to opening the traveled way to public traffic. Lane line or centerline pavement delineation shall be provided at all times for traveled ways open to public traffic.

On multilane roadways, edge line delineation shall be provided at all times for traveled ways open to public traffic.

The Contractor shall perform all work necessary, including any required lines or marks, to establish the alignment of temporary pavement delineation. Surfaces to receive temporary pavement delineation shall be dry and free of dirt and loose material. Temporary pavement delineation shall not be applied over existing pavement delineation or other temporary pavement delineation. Temporary pavement delineation shall be maintained until superseded or replaced with a new pattern of temporary pavement delineation or permanent pavement delineation.

Temporary pavement markers and removable traffic type tape which conflicts with a new traffic pattern or which is applied to the final layer of surfacing or existing pavement to remain in place shall be removed when no longer required for the direction of public traffic, as determined by the Engineer.

TEMPORARY LANE LINE AND CENTERLINE DELINEATION - Whenever lane lines and centerlines are obliterated, the minimum lane line and centerline delineation to be provided shall be temporary reflective raised pavement markers. The spacing requirements for temporary pavement markers shall comply with CA MUTCD 2014, Section 6F.79, "Temporary Raised Pavement Markers". The temporary reflective raised pavement markers shall be the

same color as the lane line or centerline the markers replace. Temporary reflective raised pavement markers shall be, at the option of the Contractor, one of the temporary pavement markers listed for short term day/night use (14 days or less) or long term day/night use (6 months or less) in "Prequalified and Tested Signing and Delineation Materials" elsewhere in these Special Provisions.

Temporary reflective raised pavement markers shall be placed in accordance with the manufacturer's instructions and shall be cemented to the surfacing with the adhesive recommended by the manufacturer, except epoxy adhesive shall not be used to place pavement markers in areas where removal of the markers will be required.

Temporary lane line or centerline delineation consisting entirely of temporary reflective raised pavement markers shall be used on lanes opened to public traffic for a maximum of 14 days. Prior to the end of the 14 days the permanent pavement delineation shall be placed. If the permanent pavement delineation is not placed within the 14 days, the Contractor shall provide, at his expense, additional temporary pavement delineation. The additional temporary pavement delineation to be provided shall be equivalent to the pattern specified for the permanent pavement delineation for the area, as determined by the Engineer.

Where "no passing" centerline pavement delineation is obliterated, the following "no passing" zone signing shall be installed prior to opening the lanes to public traffic. W20-1 "ROAD WORK AHEAD" signs shall be installed from 1,000 feet to 2,000 feet ahead of "no passing" zones. R4-1 "DO NOT PASS" signs shall be installed at the beginning and at every 2,000-foot interval within "no passing" zones. For continuous zones longer than 2 miles, W7-3aP "NEXT ___ MILES" signs shall be installed beneath the W20-1 signs installed ahead of "no passing" zones. R4-2 "PASS WITH CARE" signs shall be installed at the end of "no passing" zones. The exact location of "no passing" zone signing will be as determined by the Engineer and shall be maintained in place until permanent "no passing" centerline pavement delineation has been applied. The signing for "no passing" zones, shall be removed when no longer required for the direction of public traffic. The signing for "no passing" zones shall conform to the requirements in Section 12-3.11, "Construction Area Signs," of the Standard Specifications.

Full compensation for furnishing, placing, maintaining and removing the temporary reflective raised pavement markers, used for temporary lane line and centerline delineation (including the signing specified for "no passing" zones) and for providing equivalent patterns of permanent traffic lines for such areas when required; shall be considered as included in the lump sum contract price for **Traffic Control System** and no separate payment will be made therefor.

TEMPORARY EDGE LINE DELINEATION - Whenever edge lines are obliterated, the temporary pavement delineation to replace those edge lines shall, at the option of the Contractor, consist of either solid 4-inch wide traffic stripe of the same color as the stripe the temporary edge line delineation replaces, or shall consist of traffic cones, portable delineators or channelizers placed at longitudinal intervals not to exceed 100 feet.

The lateral offset for traffic cones, portable delineators or channelizers used for temporary edge line delineation shall be as determined by the Engineer. If traffic cones or portable delineators are used as temporary pavement delineation for edge lines, the Contractor shall provide personnel to remain at the job site to maintain the cones or delineators during all hours of the day that they are in use.

Channelizers used for temporary edge line delineation shall be surface mounted type and shall be orange in color. Channelizer bases shall be cemented to the pavement in the same manner provided for cementing pavement markers to pavement in the section of these Special

Provisions entitled, "Pavement Markers," except epoxy adhesive shall not be used to place channelizers on the top layer of pavement. Channelizers shall be, at the Contractor's opinion, one of the surface mount types (36") listed in "Prequalified and Tested Signing and Delineation Materials" elsewhere in these Special Provisions.

Temporary edge line delineation shall be removed when no longer required for the direction of public traffic, as determined by the Engineer.

Full compensation for furnishing, placing, maintaining and removing the temporary edge line delineation shall be considered as included in the lump sum price paid for **Traffic Control System** and no separate payment will be made therefor.

10-1.09 ENVIRONMENTAL MITIGATION MEASURES

This work shall consist of furnishing all labor, materials, tools, equipment and incidentals; and performing all work necessary to comply with existing laws, codes, regulations, and/or permits related to Environmental Mitigation Measures and these special provisions. Contractor shall comply with the requirements of the permits from the Department of Fish and Game, the State Water Resources Control Board and the Corps of Engineers found elsewhere in these special provisions.

Environmental Mitigation Measures must comply with section 5-1.20B "Permits, Licenses Agreements and Certifications," section 14-10, "Solid Waste Disposal and Recycling" and section 14-11, "Hazardous Waste and Contamination" of the Standard Specifications.

The Contractor shall comply with the following mitigation measures:

GENERAL CONDITIONS

1. All work, including equipment staging, will remain on disturbed areas. No new work outside disturbed areas or existing rights-of-way will be performed without further environmental evaluation.
2. Standard best management practices shall be implemented during all maintenance activities, especially those pertaining to dust control, erosion control, and storm water pollution prevention. If equipment is parked overnight then a drip pan, or some other form of protection shall be placed under the vehicle in order to contain any drips, leaks, and/or spills. All food and other trash generated on the work site shall be removed from the site daily. Please contact EMD at (909) 387-8109 with any questions.

BIOLOGICAL RESOURCE CONDITIONS

1. To avoid impacts to any nesting migratory birds, project activities shall be conducted outside of bird nesting season (March 15 through September 1). If the maintenance project is scheduled during the nesting season, pre-construction nest survey(s) are required to ensure that impacts to nesting birds are avoided. The last survey is to be conducted within three days prior to the start of work. If occupied nests are observed within the project area, the qualified biologist shall flag off the area(s) supporting bird nest(s) to provide a buffer (size of buffer will be dependent of the species found to be nesting at the discretion of the biologist), between the nest(s) and limits of maintenance. The biologist shall provide appropriate recommendations to ensure that no "take" results from the subject maintenance activities in the vicinity of flagged nest(s). If the surveys are

negative maintenance activities can proceed as proposed. Please contact EMD at (909) 387-8109 to schedule pre-construction nest surveys.

CULTURAL RESOURCE CONDITIONS

1. Should prehistoric or historical archaeological resources be encountered during construction, the evaluation of any such resources should proceed in accordance with all appropriate federal, state, and local guidelines. Specifically, all work must be stopped in the immediate vicinity of the cultural resource found until a qualified archaeologist can assess the significance of the resource. If a cultural resource find is made, notify EMD at (909) 387-8109.

If human remains are encountered during construction, then the San Bernardino County Coroner's Office must be contacted in accordance with state law within 24 hours of the find and all work should be stopped until clearance is given by that office and any other involved agencies. The Coroner's Office may be contacted at the Coroner's Division, County of San Bernardino, 175 S. Lena Road, San Bernardino, CA. Tel: (909) 387-2978.

Full compensation for conforming to the requirements of this section, not otherwise provided for, including furnishing all labor, materials, tools, equipment and incidentals, and for doing all the work involved shall be considered as included in the prices paid for the **various items of work** and no additional compensation will be allowed therefor.

10-1.10 DUST CONTROL

This work, Dust Control, shall consist of all operations necessary to control fugitive dust arising from construction operations, and due to any disturbance of natural ground covers resulting therefrom, in compliance with governing EPA and NPDES requirements and shall conform to the provisions in Section 10-5, "Dust Control," of the Standard Specifications and these Special Provisions.

The Contractor shall furnish adequate dust control measures as provided in Section 10-5, "Dust Control," of the Standard Specifications and these Special Provisions during normal non-work hours (e.g., nights, weekends, or holidays) encompassed within working days authorized in the contract and executed contract change orders, at no additional cost to the Department. Additional dust control required during suspensions of work directed by the Engineer, for reasons stated in Section 8-1.06, "Suspensions" for which the Engineer authorizes extension of "Time of Completion" will be paid for as extra work as provided in Section 4-1.05. "Changes and Extra work," of the Standard Specifications

The CONTRACTOR is responsible for meeting and being in compliance with all of the requirements of the (Mojave or South Coast wherever the project applies) Air Quality Management District's (AQMD) "Rule 403, Fugitive Dust" including, but not limited to, those requirements pertaining to a Large Operation. In addition to the CONTRACTOR providing all required personnel and signage, the CONTRACTOR is required to provide all mandatory forms, correspondence and recordkeeping information directly to AQMD and provide copies of said items to the ENGINEER or his authorized representative in a timely manner. The CONTRACTOR shall also submit his proposed program and sign detail to meet the requirements of AQMD "Rule 403, Fugitive Dust" to the ENGINEER prior to the start of

construction. Information on AQMD and "Rule 403, Fugitive Dust" can be found at <http://www.mdaqmd.ca.gov/index.aspx?page=142>. Should the County be fined due to failure of the contractor complying with Rule 403 requirements, the amount of any such fines will be withheld from payments due to the contractor.

Full compensation for conforming to the requirements of AQMD, including furnishing all labor, water, materials, tools, equipment and incidentals shall be considered as included in the prices paid for **various contract items of work** and no additional compensation will be allowed therefor.

10-1.11 FINISHING ROADWAY

Finishing roadway shall conform to the provisions in Section 22, "Finishing Roadway," Section 4-1.13, "Cleanup," of the Standard Specifications, and these Special Provisions.

On projects where there is no earthwork associated with the construction, Finishing Roadway shall consist of the work necessary to accomplish final cleaning up. Such cleaning up shall involve the entire project, including intersecting streets and driveways, and all adjacent or nearby properties effected by the project or occupied by the Contractor during performance of the work.

Full compensation for furnishing all labor, materials, tools, equipment and incidentals, and for doing all the work involved for finishing roadway shall be considered as included in the contract lump sum price paid for **Finishing Roadway** and no additional compensation will be allowed therefore.

10-1.12 WATERING

Watering shall conform to the provisions in Section 10-6, "Watering," of the Standard Specifications.

Full compensation for conforming to the requirements of this section shall be considered as included in the contract price paid for the **various items of work** and no additional compensation will be allowed therefore.

10-1.13 PORTABLE CHANGEABLE MESSAGE SIGNS

Portable Changeable Message Signs shall conform to the provisions in Sections 12-3.32 "Portable Changeable Message Signs" of the Standard Specifications.

This work shall consist of furnishing, placing, maintaining, relocating as necessary, and removing Portable Changeable Message Signs (PCMS). The purpose of the PCMS is to provide drivers with advanced warning and up to date information on the traffic conditions during construction. Contractor shall coordinate the placement of the PCMSs and the information shown on the signs with the Engineer.

The PCMS shall be installed as a second order of work and shall occur one (1) week prior to the start of construction. Contractor shall provide a minimum of eight (8) message signs.

Contractor's attention is directed to the Section entitled, "Permits," elsewhere in these Special Provisions.

Due to various locations of the roads, the specific locations of the PCMS shall be determined by the Contractor in accordance with the specifications herein for review and approval by the Engineer. The boards shall be maintained and relocated if necessary as determined by the Engineer during construction.

Location of the temporary traffic controls, regulatory, warning and guide signs have a higher priority than the PCMS. The PCMS shall be placed where they can be easily identified with the corresponding project. If the placement of PCMS conflicts with the newly installed higher priority signs, such as the temporary traffic control devices or other priority devices, the PCMS shall be relocated by the Contractor at no extra cost to the County.

Due to public safety concerns, the PCMS shall not be allowed at the following locations:

- a) On the front, back, adjacent to or around any traffic control device, including traffic signs, traffic control device posts or structures, and
- b) At key decision points where a driver's attention is more appropriately focused on traffic control devices, roadway geometry, or traffic conditions. These locations include but are not limited to, stop or yield signs, and areas of limited sight distances.

PCMS shall be removed at the completion of the project.

The contract unit price paid for **Portable Changeable Message Sign** shall include full compensation for furnishing all labor, materials, tools, equipment and incidentals, and for doing all work involved in furnishing, placing, maintaining, relocating as necessary, and removing PCMS, as specified in the Standard Specification and these Special Provisions.

10-1.14 COLD PLANE ASPHALT CONCRETE PAVEMENT

Existing asphalt concrete pavement shall be cold planed at the locations and to the dimensions indicated on the plans and shall conform to the following provisions.

The provisions of Section 42-3, "Grinding", of the Standard Specifications shall not apply.

Planing asphalt concrete shall be performed by the cold planing method. Planing of the asphalt concrete pavement shall not be done by the heater planing method. Cold planing machines shall be capable of planing the pavement without requiring the use of a heating device to soften the pavement during or prior to the planing operation.

Cold planing machines shall be operated so as not to produce fumes or smoke. Cold planing machines shall be capable of producing a planed surface with no grooves greater than 3/8-

inch in width and 3/16-inch in depth, and shall be operated at a speed and in a manner to produce such a surface. The noise level produced by the combined planing operation shall not exceed 86 dBA at a distance of 50 feet at right angles to the direction of travel.

The depth, width and shape of the cut shall be as indicated in these special provisions and on the typical cross sections. Planing shall be performed in a manner to produce a straight cross slope between a minimum 0.07-foot depth of cut at the centerline established by the Engineer and a minimum 0.07-foot depth of cut at the outside edge as dimensioned on the typical cross-section. Areas between these boundaries, where the existing surface is below this specified plane (i.e., transversely bridged by the planer) shall not be planed. At conform lines (meet lines at intersections), transverse cuts shall be made to a minimum of 0.07-foot below the existing surface. The outside lines of the paved area shall be neat and uniform. Following the planing operations, a drop-off of more than 0.20-foot will not be allowed at any time between adjacent lanes open to public traffic.

Planed widths of pavement shall be continuous except for intersections at cross streets where the planing shall be carried around the corners and through the conform lines.

Where transverse joints are planed in the pavement at conform lines, no drop-off greater than 0.10-foot shall remain between the existing pavement and the planed area when the pavement is opened to public traffic. If asphalt concrete has not been planed to the level of the existing pavement before the pavement is to be opened to public traffic, a temporary asphalt concrete transition shall be constructed. Asphalt concrete for a temporary transition shall be placed to the level of the existing pavement and tapered on a slope of 30:1 or flatter to the level of the planed area.

Asphalt concrete for temporary transitions shall be commercial quality "hot" or "cold" mix and shall be spread and compacted by any method that will produce a smooth riding surface. Temporary asphalt concrete transitions shall be completely removed, including the removal of loose material from the underlying surface, before commencing subsequent restoration or paving operations. Such removed material shall be disposed of outside the highway right of way in accordance with the provisions in Section 5-1.20B(4), "Contractor-Property Agreement", Section 14-10, "Solid Waste Disposal and Recycling", and Section 14-11, "Hazardous Waste and Contamination" of the Standard Specifications.

The material planed from the roadway surface, including material deposited in existing or improved gutters or on the adjacent traveled way, shall become the property of the Contractor and shall be removed and disposed of outside the highway right of way in accordance with the provisions in section 5-1.20B(4), "Contractor-Property Agreement", section 14-10, "Solid Waste Disposal and Recycling" and section 14-11, "Hazardous Waste and Contamination" of the Standard Specifications. Removal of the cold planed material shall be concurrent with the planing operations and follow within 50 feet of the planer, unless otherwise directed by the Engineer.

In order to preserve the structural integrity of the road, public safety and convenience, the Contractor shall overlay all feathered, milled or cold planed areas or sections of the road immediately within seven (7) working days, as shown on the plans, and as directed by the Engineer.

Cold plane asphalt concrete will be measured by the square yard. The quantity to be paid for will be the actual area of surface cold planed irrespective of the number of passes required to obtain the specified depth of cut. Low areas in existing pavement, bridged by the cold planer when adjacent cuts meet the specified minimum depth, will not be deducted from the measured areas.

The contract price paid per square yard for **Cold Plane Asphalt Concrete Pavement (0.07' Thk); Cold Plane Asphalt Concrete Pavement (0.12' Thk); and Cold Plane Asphalt Concrete Pavement (0.20' Thk)** shall include full compensation for furnishing all labor, materials including asphalt concrete for temporary transitions, tools, equipment and incidentals, and for doing all the work involved in cold planning, removing and disposing of planed material; and constructing, maintaining, removing and disposing of temporary transitions, as shown on the plans, as specified in the Standard Specifications and these special provisions, and as directed by the Engineer.

10-1.15 SLURRY SEAL

The Slurry Seal shall be a Type II Polymer Modified Asphalt Emulsion Slurry Seal conforming to Caltrans Standard Specifications 2015, Section 37-3 "Slurry Seal and Micro-Surfacing".

The asphalt emulsion shall be a quick-setting type and grade as specified in Section 37-3.02B(3) "Polymer Modified Asphaltic Emulsion".

The asphalt emulsion shall be polymer modified with 2-½ percent minimum polymer content, and not exceed to more than 3 percent.

As specified in Section 37-3.03B "Proportioning" the slurry seal mixture shall have proper workability and (a) will permit traffic, not controlled with pilot cars, on the slurry seal within one hour after placement without the occurrence of bleeding, raveling, separation or other distress, and (b) prevent development of bleeding, raveling, separation or other distress within 15 days after placing the slurry seal.

Immediately before commencing the slurry seal operations, all surface metal utility covers shall be protected by thoroughly covering the surface with an appropriate adhesive and paper or plastic. No adhesive material shall be permitted to cover, seal or fill the joint between the frame and cover of the structure. Covers are to be uncovered and cleaned of slurry material by the end of the same work day.

The quantity for slurry seal includes the weight determined by combining the weights of the aggregate and asphaltic emulsion. The payment quantity for slurry seal does not include the weights of the added water and set-control additives.

The contract unit price paid per square yard for **Slurry Seal (Type II)** shall include full compensation for furnishing all labor, materials, tools, equipment and incidentals, and for doing all the work involved in furnishing and placing of the slurry seal, complete in place, including cleaning the surface and protecting the slurry seal until it has set, all as shown on the plans, as specified in these specifications and as directed by the Engineer.

Full compensation for conforming to the requirements of this section shall be considered as included in the prices paid for the various contract items of work and no additional compensation will be allowed therefore.

10-1.16 POLYMER MODIFIED ASPHALTIC EMULSION CHIP SEALS

General

This work includes specifications for applying polymer modified asphaltic emulsion chip seals in accordance with Section 37-2.03 of 2018 Standard Specifications, these Special Provisions, as shown on the plan, and as directed by the Engineer.

A polymer modified asphaltic emulsion chip seal includes applying a polymer modified asphaltic emulsion, followed by aggregate, and then a flush coat.

The Contractor shall use single polymer modified asphaltic emulsion chip seal application rate of 0.30-0.45 gal/sy. Double application will not be allowed and paid for.

Submittals

Immediately after sampling, submit two 1-quart cans of polymer modified asphaltic emulsion taken in the presence of the Engineer. A sample must be submitted in an insulated shipping container.

Quality Assurance

Quality Control

Polymer Modified Asphaltic Emulsions

Circulate polymer modified asphaltic emulsions in the distributor truck before sampling. Take samples from the distributor truck at mid load or from a sampling tap or thief. Before taking samples, draw and dispose of 1 gallon. In the presence of the Engineer, take two 1-quart samples for acceptance testing.

For polymer modified asphaltic emulsions, the authorized laboratory must perform quality control sampling and testing at the specified frequency and location for the following quality characteristics:

Polymer Modified Asphaltic Emulsion

Quality characteristic	Test method	Minimum sampling and testing frequency	Sampling location
Saybolt Furol Viscosity, at 50 °C (Saybolt Furol seconds)	AASHTO T 59	Minimum 1 per day per delivery truck	Distributor truck
Settlement, 5 days (max, %)			
Storage stability test, 1 day (max, %)			
Sieve test (max, %)			
Demulsibility (min, %)			
Particle charge			
Ash content (max, %)	ASTM D3723		
Residue by evaporation (min, %)	California Test 331		
Tests on residue from evaporation test:			
Penetration, 25 °C	AASHTO T 49	Minimum 1 per day per delivery truck	Distributor truck
Penetration, 4 °C, 200g for 60 seconds	AASHTO T 49		
Ductility, 25 °C (min, mm)	AASHTO T 51		
Torsional recovery (min, %)	California Test 332		
Ring and Ball Softening Point (min, °F)	AASHTO T 53		

Acceptance

Aggregate acceptance is based on the County's sampling and testing for compliance with the requirements shown in the following table.

Aggregate Gradation Acceptance Criteria

Quality characteristic	Test method	Requirement		
		3/8"	5/16"	1/4"
Gradation (% passing by weight) Sieve size:	California Test 202	3/8"	5/16"	1/4"
3/4"		--	--	--
1/2"		100	--	--
3/8"		85-100	100	100
No. 4		0-15	0-50	60-85
No. 8		0-5	0-15	0-25
No. 16		--	0-5	0-5
No. 30		--	0-3	0-3
No. 200		0-2	0-2	0-2

Materials

Polymer Modified Asphaltic Emulsions

Replace 2nd paragraph of Section 37-2.03B(2) with:

A polymer modified asphaltic emulsion must include elastomeric polymer.

A polymer modified asphaltic emulsion must be either Grade PMCRS-2 or PMCRS-2h. Polymer content in percent by weight does not apply.

A polymer modified asphaltic emulsion must comply with section 94 and the quality characteristic requirements in the following table:

Polymeric Asphaltic Emulsion

Quality characteristic	Test method	Requirement
Penetration, 4 °C, 200g for 60 seconds (min)	AASHTO T 49	6
Ring and Ball Softening Point (min, °F)	AASHTO T 53	135

Aggregate

The aggregate gradation for a polymer modified asphaltic emulsion chip seal must comply with the requirements shown in the following table:

Asphaltic Emulsion Chip Seal Aggregate Gradation

Quality characteristic	Test method	Requirement		
Gradation (% passing by weight) Sieve Size	California Test 202	3/8"	5/16"	1/4"
3/4"		--	--	--
1/2"		100	--	--
3/8"		85-100	100	100
No. 4		0-15	0-50	60-85
No. 8		0-5	0-15	0-25
No. 16		--	0-5	0-5
No. 30		--	0-3	0-3
No. 200		0-2	0-2	0-2

Construction

Polymer modified asphaltic emulsions must be applied within the application rate ranges shown in the following table:

Polymer Modified Asphaltic Emulsion Application Rates

Aggregate gradation	Application rate range (gal/sq yd)
3/8"	0.30-0.45
5/16"	0.25-0.35
1/4"	0.20-0.30

For double polymer modified asphaltic emulsion chip seals, polymer modified asphaltic emulsions must be applied within the application rates shown in the following table:

Polymer Modified Asphaltic Emulsion Application Rates

Double application	Application rate range (gal/sq yd)
1st application	0.30–0.45
2nd application	0.20–0.30

Apply polymer modified asphaltic emulsions when the ambient air temperature is from 60 to 105 degrees F and the pavement surface temperature is at least 80 degrees F.

Do not apply polymer modified asphaltic emulsions when weather forecasts predict the ambient air temperature will fall below 39 degrees F within 24 hours after application.

Aggregate must be spread within the spread rate ranges shown in the following table:

Aggregate Spread Rates

Chip seal type	Spread rate range (lb/sq yd)
3/8"	20–30
5/16"	16–25
1/4"	12–20

For double chip seals, aggregate must be spread within spread rate ranges shown in the following table:

Aggregate Spread Rates

Double application	Spread rate range (lb/sq yd)
1st application	23–30
2nd application	12–20

Remove excess aggregate on the 1st application before the 2nd application of asphaltic emulsion.

You may stockpile aggregate for the polymer modified asphaltic emulsion chip seals if you prevent contamination. Aggregate must have damp surfaces at spreading. If water visibly separates from the aggregate, do not spread. You may redampen aggregate in the delivery vehicle.

Spread aggregate before the polymer modified asphaltic emulsion sets or breaks.

Do not spread aggregate more than 2,500 feet ahead of the completed initial rolling.

Replace Section 37-2.03D "Payment" with:

MEASUREMENT AND PAYMENT

The Contractor shall use a **single chip seal application of 3/8" max aggregate gradation** with emulsion application rate of 0.30-0.45 gal/sy; and screenings spread rate of 23-30 lb/sy, respectively. The Contractor has the option of using double application, subject however to the approval of the Engineer.

The contract price paid per square yard for **Polymer Modified Asphalt Emulsion Chip Seal** shall include full compensation for furnishing all labor, materials, tools, equipment, and incidentals and for doing all the work involved in furnishing and applying asphaltic emulsion and screenings, complete in place as shown on the plans, as specified in the Standard Specifications and these special provisions, as directed by the Engineer, and no additional compensation will be allowed therefore.

The Contractor may be granted additional working days, but there will be no additional compensation for weather related delays or scheduling delays. The Contractor is expected to have accounted for potential weather-related delays and scheduling delays in his or her bid.

10-1.17 ASPHALT CONCRETE (RAP Optional)

Asphalt concrete shall conform to the provisions in Section 39-2, "Hot Mix Asphalt" of the Standard Specifications and these Special Provisions.

The Contractor may produce asphalt concrete using reclaimed asphalt pavement (RAP). The Contractor may substitute RAP for a portion of the virgin aggregate in asphalt concrete in an amount **not exceeding 15 percent** of the asphalt concrete dry aggregate mass.

RAP shall not be used in Open Graded Asphalt Concrete or Rubberized Asphalt Concrete.

RAP shall be processed from asphalt concrete removed from pavement surfaces. RAP shall be stored in stockpiles on smooth surfaces free of debris and organic material. RAP stockpiles shall consist only of homogeneous RAP. The Contractor may process and stockpile RAP throughout the project's life. Processing and stockpiling operations shall prevent material contamination and segregation.

The asphalt concrete shall conform to the following requirements:

1. Asphalt concrete shall be produced at a central mixing plant.
2. The **aggregate for Asphalt Concrete** shall conform to **Type A, 1/2-inch, Aggregate Gradation**, as specified in Section 39-2.02B(4)(b), "Aggregate Gradations," of the Standard Specification. The **asphalt binder grade** shall be **PG 70-10 HMA**.
3. If the Contractor does not use RAP, the amount of asphalt binder to be mixed with the aggregate for Type A asphalt concrete will be determined by the Contractor and submitted to the Engineer for approval in accordance with California Test 367 (except Open Graded asphalt concrete) or California Test 368 for Open Graded asphalt concrete using the samples of aggregates furnished by the Contractor in conformance with Section 39-2.01A(4), "Quality Assurance," of the Standard Specifications.
4. If the Contractor uses RAP, the amount of asphalt binder to be mixed with the combined virgin aggregate and RAP will be determined by the Contractor and submitted to the Engineer for approval in accordance with California Test 367 amended by Lab Procedure-9 (LP-9). LP-9 is available at:

<http://www.dot.ca.gov/hq/esc/Translab/ormt/fpmlab.htm>

Whenever in Lab Procedure-9 the terms “Hot Mix Asphalt” and “HMA” are used, they shall be understood to mean and refer to “Asphalt Concrete” and “AC” respectively.

At least 5 days before starting production of asphalt concrete using RAP, the Contractor shall submit a proposed asphalt concrete mix design in writing to the Engineer.

Replace The First Paragraph of Section 39-2.01A(3)(d) “Test Results”, with:

For mix design, JMF verification, production start-up, and each 10,000 tons, submit AASHTO T 283 and AASHTO T 324 (Modified) test results electronically to the Engineer.

Add The Following as the First Paragraph of Section 39-2.01A(4)(b) “Job Mix Formula Verification”, with:

At the Engineer’s sole discretion, the Engineer may choose to verify the full Job Mix Formula (JMF), or any portion thereof, or accept the Contractors submitted test results in lieu of verification testing in accordance with the following sections. In any case, this verification will serve the purposes of this project alone, and shall not be used for any other project.

Remove the paragraphs of Section 39-2.01A(4)(b) “Job Mix Formula Verification”, as follows:

Paragraph 9; which starts “You may adjust...”

Paragraph 10; which starts “For each HMA type...”

Paragraph 11; which starts “A verified JMF...”

Replace Section 39-2.01A(4)(d) “Job Mix Formula Renewal”, with:

39-2.01A(4)(d) Reserved

Replace Section 39-2.01A(4)(e) “Job Mix Formula Modification”, with:

39-2.01A(4)(e) Reserved

Replace Section 39-2.01D “Payment” with:

39-2.01D Payment

Replace the second paragraph of Section 39-2.02A(1) “Summary”, as follows:

You may, by written request separate from the Job Mix Formula (JMF) submittal, request the Engineer allow you to use a Warm Mix Asphalt (WMA) Technology.

Remove the first paragraph and table of Section 39-2.02B(4)(b) “Aggregate Gradations”.

Remove the second paragraph and table of Section 39-2.02C “Aggregate Gradations”.

A prime/tack coat is required:

- a) Prime Coat shall be applied to the base prior to placing the Hot Mix Asphalt. Prime Coat shall be e-prime or approved equal and will be spread at a rate of 0.15 to 0.35 gal/sy, as directed by the Engineer.
- b) Tack coat shall be applied to existing pavement including planed surfaces, between layers of HMA and vertical surfaces of curbs, gutters, and construction joints. Tack coat must comply with the specifications for asphaltic emulsion in 2015 Caltrans Standard Specifications Section 94, "Asphaltic Emulsion," or asphalt binder in Section 92, "Asphalt Binders." Tack coat shall be spread at a rate of 0.02 to 0.10 gal/sy, as directed by the Engineer.

The price paid for asphalt concrete shall include all costs for prime or tack coat(s) applied to all edges and between layers of asphalt concrete paving or overlay.

Additional asphalt concrete surfacing material shall be placed along the edge of the surfacing at road connections and private drives, hand raked, if necessary, and compacted to form smooth connecting surfaces. Full compensation for furnishing all labor and tools and doing all the work necessary to hand rake said connecting surfaces shall be considered as included in the contract prices paid per ton for the various contract items of asphalt concrete surfacing involved and no additional compensation will be allowed therefor.

Replace Section 39-2.02D “Payment” with:

Quantities of asphalt concrete with/without RAP, will be paid for at the contract unit price per ton for **Asphalt Concrete (Type A, 1/2-inch Aggregate Gradation, PG 70-10 HMA)**

shall include full compensation for furnishing all labor, materials, tools, equipment and incidentals, and for doing all the work involved in constructing asphalt concrete complete in place, as shown on the plans, and as specified in the Standard Specifications, these special provisions, and as directed by the Engineer.

10-1.18 PAVEMENT MARKERS

Pavement markers shall conform to the provisions in Section 81-3, “Pavement Markers,” of the Standard Specifications and these Special Provisions.

The Contractor shall install two-way blue retroreflective markers in accordance with Section 81-3 of the Standard Specifications.

Location of the blue retroreflective pavement markers shall be as shown on California MUTCD 2014 Figure 3B-102 (CA), “Examples of Fire Hydrant Location Pavement Markers,” included within these Special Provisions and as directed by the Engineer.

The Contractor shall install Type D two way yellow and Type G one-way clear retroreflective markers as specified on plans.

Full compensation for furnishing and placing blue pavement markers shall be considered as included in the contract prices paid for **Pavement Marker (Retroreflective - Blue)** and no additional compensation will be allowed therefor.

Full compensation for furnishing and placing pavement markers shall be considered as included in the contract prices paid for **Pavement Marker (Retroreflective – Type D and G)** and no additional compensation will be allowed therefor.

10-1.19 PAINT TRAFFIC STRIPES & PAVEMENT MARKINGS (2015 CALTRANS REVISED STANDARD SPECIFICATIONS)

Materials and application for painted traffic stripes (traffic lines) and pavement markings shall conform to the provisions of paint traffic stripes in Section 84-2, “Traffic Stripes and Pavement Markings,” of the Standard Specifications.

Traffic stripes and pavement markings shall be white or yellow to match the color of the existing markings as shown on the plans and as noted on the attached “Striping and Pavement Marking Locations” (tables) and/or as determined by the Engineer.

The following traffic stripes and pavement markings shall be painted at the same location of the existing stripes as shown on the plans and as noted on the attached “Striping and Pavement Marking Locations” (tables) and/or as determined by the Engineer.

The 6” single dash yellow centerline stripe shall be painted as shown per 2018 Caltrans Standard Plan A20A, Detail 1.

The 6” single dash yellow centerline stripe shall be painted as shown per 2018 Caltrans Standard Plan A20A, Detail 5.

The one direction – no passing zone yellow stripe shall be painted as shown per 2018 Caltrans Standard Plan A20A, Detail 15.

The one direction – no passing zone yellow stripe shall be painted as shown per 2018 Caltrans Standard Plan A20A, Detail 18.

The 6” double yellow centerline stripe shall be painted as shown on 2018 Caltrans Standard Plan A20A, Detail 21 and shall be counted as 1 stripe per Section 84-3.06 of the Standard Specifications.

The 6” double yellow centerline stripe with raised pavement markers shall be painted as shown on 2018 Caltrans Standard Plan A20A, Detail 22 and shall be counted as 1 stripe per Section 84-3.06 of the Standard Specifications.

The 6” white right edgeline stripe shall be painted as shown per 2018 Caltrans Standard Plan A20B, Detail 27B.

The Type I 10’ straight arrow pavement markings shall be painted as shown per 2018 Caltrans Standard Plan A24A.

The Type IV right/left turn arrow pavement markings shall be painted as shown per 2018 Caltrans Standard Plan A24A.

The Type VI merging arrow pavement markings shall be painted as shown per 2018 Caltrans Standard Plan A24A.

The Type VII left/straight arrow pavement markings shall be painted as shown per 2018 Caltrans Standard Plan A24A.

The "20", "30", "40", "45", "50" numerical pavement markings shall be painted as shown per 2018 Caltrans Standard Plan A24C.

The STOP, SIGNAL, AHEAD, white pavement markings shall be painted as shown per 2018 Caltrans Standard Plan A24D.

The SCHOOL, yellow pavement markings shall be painted as shown per 2018 Caltrans Standard Plan A24D.

The 12" solid white limit line shall be painted as shown per 2018 Caltrans Standard Plan A24E.

The 12" solid white (basic) crosswalk lines, golf cart crossing lines, shall be painted as shown per 2018 Caltrans Standard Plan A24F.

The 12" solid yellow (basic) school crosswalk lines shall be painted as shown per 2018 Caltrans Standard Plan A24F.

The contractor shall make any removals and paint any necessary extensions to existing centerline stripes, lane line stripes, channelizing line stripes caused by realignment of crosswalks as shown on plans and/or as directed by the Engineer.

The contract prices paid per linear foot for **Paint 6" wide Traffic Stripe (2-Coat), and Paint Double 6" wide Yellow Traffic Stripe (2-Coat)** and per square foot for **Paint Pavement Marking (2-Coat)** shall include full compensation for furnishing all labor, materials, tools, equipment, and incidentals, and for doing all the work involved in applying paint stripes and pavement markings, complete in place, including establishing alignment for stripes and layout work, as shown on the plans, as specified in the Standard Specifications and these Special Provisions, and as directed by the Engineer.

10-1.20 SURVEY MONUMENTS

Attention is directed to Section 78-2, "Survey Monuments", of the Standard Specifications and these Special Provisions.

The Contractor shall request the County Surveyor to conduct a monument review survey at least two (2) weeks prior to the start of construction to facilitate preservation of existing survey monumentation.

The County Surveyor will provide the contractor with locations of survey monuments prior to paving and will file the required pre-construction documentation. Monuments not disturbed or destroyed during normal construction activities which are within 0.20' of the existing surface prior to construction shall be left exposed at the completion of the paving project. The contractor shall install self-adhesive "I.D.Locators", or equivalent markers approved by the

engineer, over monuments prior to paving and remove the markers at the completion of the paving.

The County Surveyor will reset or replace any survey monumentation located by the pre-construction survey which is destroyed or disturbed by normal construction activities associated with the project, and file the required documentation.

The Contractor shall preserve and protect in place any established survey monumentation, when it is possible to do so. In areas of pavement removal where monuments are disturbed or damaged during construction, and the monuments have been located and referenced by a pre-construction survey, the contractor shall remove the damaged monument in its entirety prior to paving. Monuments not disturbed or damaged by construction activities may be left in place.

If any survey monumentation is disturbed or destroyed through negligence of the contractor, or by reason of the Contractor's failure to conform to requirements of this section, the survey monumentation shall be replaced or restored by the County Surveyor at the Contractor's expense.

Full compensation for conforming to the requirements of this section shall be considered as included in the prices paid for the **various contract items of work** and no additional compensation will be allowed therefore.

10-1.21 PERMIT

Prior to construction, the Contractor shall obtain and pay for all permits as required for all work involved within **City of Hesperia**. These Cities do not authorize any work within their jurisdiction without any permit.

A sample copy of City of Hesperia construction or encroachment permit application are attached elsewhere in these special provisions for information purposes only.

The Contractor shall conform to the permit requirements in performance of work on this project.

Full compensation for permit fees and complying with the requirements of City of Hesperia with respect to operations under their jurisdiction, not otherwise provided for, shall be considered as included in the prices paid for the **various contract items of work** and no additional compensation will be allowed therefor.

10-1.22 COORDINATION

At a minimum the Contractor shall coordinate the construction activities two (2) weeks in advance prior to construction with cities, agencies, and schools below to minimize conflicts with their schedule:

Entity	Types of Conflict	Hours of Conflict	Contact	Phone Number/ E-mail/ Website
Mesquite Trails Elementary School 13884 Mesquite Street Hesperia, CA 92344	School Buses, Student Drop-Off & Pick-Up	School Hours 7:00 am-3:00 pm M-Fri	Matthew Sheffield, Principal	Phone: 760-949-3149 E-mail: matt.sheffield@hesperiausd.org Website: http://www.mesquitetrailselementary.org
Cedar Middle School 13565 Cedar Street Hesperia, CA 92344	School Buses, Student Drop-Off & Pick-Up	School Hours 7:15 am-3:30 pm M/T/TH/Fri 7:15 am-3:00 pm W	Kelly Maxwell, Principal	Phone: 760-244-6093 E-mail: kelly.maxwell@hesperiausd.org Website: http://www.cedarmiddle.org
Oak Hill High School 7625 Cataba Road Hesperia, CA 92344	School Buses, Student Drop-Off & Pick-Up	School Hours 7:00 am-3:30 pm M-Fri	Michael Capps, Principal	Phone: 760-244-2283 E-mail: michael.capps@hesperiausd.org Website: http://oakhillsbulldogs.com

It is the Contractor's responsibility to verify the schedules of the above mentioned entities to ensure that no conflicts occur with their daily schedules and that the project improvements should either be completed, or the work should be postponed until such a time the work can be completed in its entirety.

Additional contact information of other agencies may be provided to the Contractor during the pre-construction meeting.

Full compensation for conforming to the requirements of this section shall be considered as included in **various contract items of work** and no additional compensation will be allowed thereto.

*Permits and Agreements
(Brown Pages)*

inserted here

NOT FOR BID

LIST OF PERMITS AND AGREEMENTS (BROWN PAGES)

CEQA NOE

PERMIT CITY OF HESPERIA

NOT FOR BID

Notice of Exemption

To: Office of Planning and Research
1400 Tenth Street, Room 121
Sacramento, CA 95814

From: San Bernardino County
Department of Public Works
Environmental Management Division
825 E. Third Street, Room 123
San Bernardino, CA 92415-0835

Clerk of the Board of Supervisors
San Bernardino County
385 North Arrowhead Avenue, Second Floor
San Bernardino, CA 92415-0130

Project Description

Applicant

Project Title: Cedar Street and Others Project (H15173)

Project Location: The project is located in various areas within the City of Hesperia and in the unincorporated Oak Hills area.

Project Description: The project consists of, but not limited to, milling and overlaying with various resurfacing treatments, namely: hot mixed asphalt, slurry seal, chip seal, crack seal, painting stripes and pavement markings, installing pavement markers and other work appurtenant thereto. Removal and replacement of damaged curb only.

San Bernardino County Dept of Public Works

825 E. Third Street

Address

San Bernardino, CA 92415-0835

(909) 387-8109

Phone

Representative

Patrick Egle

Name

Same as Applicant

Address

Same as Applicant

Phone


Anthony Pham, P.E.
Lead Agency Contact Person

(909) 387-8109

Exempt Status: (check one)

- Ministerial [Sec. 21080(B)(1); 15268];
 Declared Emergency [Sec. 21080(B)(3); 15269(a)];
 Emergency Project [Sec. 21080(B)(4); 15269(b)];
 Categorical Exemption. State type and section: Class 1, Section 15301 (c); Class 2, Section 15302 (c)
 Statutory Exemptions. State code number: _____
 Other Exemption: _____

Reasons why project is exempt: Class 1 allows for repair and maintenance activities on existing streets, sidewalks, gutters, and similar facilities that involve negligible or no expansion of use beyond that existing at the time of the lead agency's determination. Class 2 allows for replacement or reconstruction of existing structures or facilities where the new structure will be located on the same site as the structure replaced and will have substantially the same purpose and capacity as the structure replaced.


Signature Anthony Pham, P.E.

Chief, Environmental Mgmt. Div.

Title

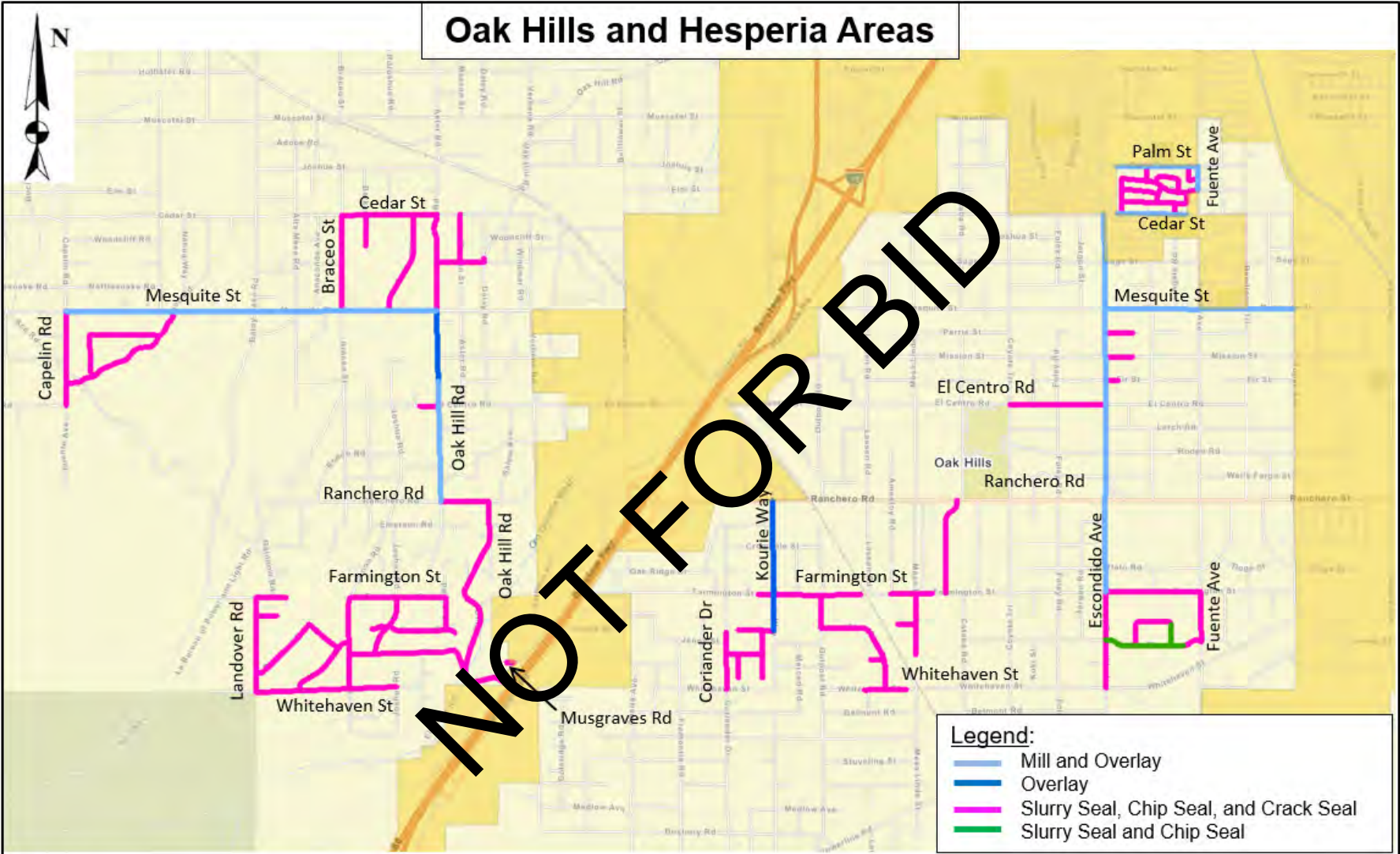
11/10/2022

Date

Signed by Lead Agency Signed by Applicant

Date received for filing at OPR: N/A

ATTACHMENT 2 – LOCATION MAP



COUNTY OF SAN BERNARDINO
 DEPARTMENT OF PUBLIC WORKS
YARD 11
DISTRICT 1
WO # H15173



LOCATION MAP
CEDAR STREET AND OTHER ROADS
 Various Roads/Locations
 Mill and Overlay, Slurry Seal, Chip Seal, Crack Seal



CITY OF HESPERIA ENCROACHMENT PERMIT APPLICATION

LOCATION	CROSS STREET	PERMIT NO.
DEVELOPER/OWNER	CONTACT PERSON	TELEPHONE
CONTRACTOR	LICENSE NO.	CLASSIFICATION
CONTACT PERSON EMAIL		TELEPHONE

ENCROACHMENT ITEMS				
CABLE TV	GAS	WATER		Traffic Control Plan Required
DRIVE APP	PHONE	AS PER APPROVED PLAN		Night Work Only
EDISON	SEWER	Traffic Control per MUTCD		Miscellaneous

If you chose miscellaneous from above, choose additional option from list below:

Material Inspection	Utility Work	Staking	Punchlist
Complaint	Bus Stop	Potholes	
Compaction Testing	Landscaping & Irrigation	Fencing/Walls	
Bondwalk	Monumentation	A.D.A. Compliance	

DESCRIPTION OF WORK/WORK ORDER NUMBER

PERMIT PROVISIONS
<ol style="list-style-type: none"> 1. PERMIT NOT VALID UNTIL EFFECTIVE DATE. 24 HOURS ADVANCE NOTICE MUST BE GIVEN FOR INSPECTION. 2. Permittee must have one of the following valid contractor Licenses for work in City right-of-way: A General Engineering, C7 Low Voltage Systems, C8 Concrete, C12 Earthwork & Paving, C16 Fire Protection, C27 Landscaping, C34 Pipeline, C42 Sanitation. 3. Permittee is responsible for providing proper and continuous traffic control during the work (see No. 10). 4. Permittee shall protect existing improvements in place. 5. Permittee is responsible for coordinating work with all affected utility agencies (see No. 9). 6. Permittee shall provide continuous access to existing fire hydrants, streets, drives and drive approaches unless otherwise approved by the City Engineer. <p style="text-align: center; color: red; font-weight: bold;">SEE PAGE 2 OF THIS PERMIT FOR FURTHER CONDITIONS AND PROVISIONS.</p>

BEFORE YOU DIG CALL (800) 422-4133

Permission is hereby requested to encroach into public right of way to perform work as set forth above. It is understood that this permit is limited to the work described herein and that all work is to be done in compliance with the provisions shown on page 2 of this permit and with all other applicable rules, regulations and standards of the City, and that the permittee assumes full responsibility for said compliance, for acceptability of the work, and for repair or replacement thereof if defective, and for repair or replacement of any existing improvement damaged by the doing of the work.

I hereby certify and agree that all Ordinances of the City of Hesperia and the State of California will be complied with whether herein stated or not.

CONTRACTOR'S SIGNATURE _____

WORKERS COMPENSATION CERTIFICATE FILED EXPIRES _____

DIVISION OF INDUSTRIAL SAFETY "PERMIT TO EXCAVATE" NO. _____



CITY OF HESPERIA

ENCROACHMENT PERMIT APPLICATION

PAGE 2

7. Permittee shall save, keep and hold harmless the City of Hesperia, its officers or agents from all damages, cost or expenses in law or equity that may at any time arise or be set up because of damage to property, or of personal injury received by reason of or in the course of performing work authorized by this permit which may be occasioned by an act or omission of the permittee, his agents or employees. The City will not be liable for any accident, loss or damage to the work prior to its completion and acceptance.
8. This permit shall be kept at the work site.
9. Permittee shall notify public utility and irrigation water companies by calling Underground Service Alert at (800) 422-4133 two working days prior to the start of any work within the public right-of-way and shall pay for any removal or relocation work necessary.
10. Permittee shall adequately safeguard all excavations and obstructions with barricades, lights, and/or other suitable safety devices in conformance with the current "State of California Manual of Traffic Controls for Construction and Maintenance Work Zones" issued by the State of California Department of Transportation. If the permittee fails to adequately safeguard the public, the City shall place barricades and lights at the expense of the permittee as follows: Current rental rate of each device plus labor and equipment cost, including overhead and any call out time, for placement for each occurrence. Permittee shall be responsible for replacement cost of any device damaged or lost. Replacement cost shall be actual cost plus 20%. Placement of any safety devices by City shall not relieve the permittee from any liability.
11. Permittee shall be responsible for preserving and/or replacement of any permanent survey markers, monuments, street ties, etc. disturbed, damaged or lost as a result of construction activities.
12. Permit fees paid after work has commenced shall include a penalty fee in accordance with City regulation.
13. Any work done without proper inspection will be subject to rejection. Permittee shall request inspection as follows: When forms are complete and ready for concrete; when subgrade is compacted and ready for pavement or concrete; when excavation is started; when backfill compaction is in progress; when temporary resurfacing has been placed; when work authorized by the permit has been completed; at any time assistance is needed to assure compliance with City requirements.
14. Reinspections required due to site or work not being ready for inspection when scheduled or for the replacement of defective work may result in additional inspection fees to be paid prior to any further inspections.
15. Requests for inspection that will be made before or after regular office hours shall be made by 7 am the day of inspection request and shall be paid entirely by the permittee as follows: Actual cost to the City including overhead and call out time; a deposit in the amount of the estimated cost as determined by the City Engineer shall be made prior to any overtime approval.
16. Cash deposits in excess of costs will be refunded after work is accepted for pavement placements, safety devices, overtime, etc.
17. The permittee shall clean and sweep the project adjacent areas at regular intervals and when requested by the City Engineer as necessary to maintain the project area in a clean and orderly condition at all times to the satisfaction of the City Engineer.
18. Final approval of any work will not be given until construction debris and excess material is removed and parkways are graded to conform to the standard street section.
19. Permittee shall remain responsible for satisfactory workmanship and material for one year after acceptance of improvements authorized by this permit and two years for encroachment on existing improvements.
20. All P.C.C. removals shall be done by saw cutting.
21. All A.C. removal shall be done by cutting and straight and vertical line one-foot minimum beyond and undermining or pavement cracking. Saw cutting may be required.
22. Continuous trenches of up to 500 Linear feet in length, and/or more than six laterals, and/or potholes in 500 foot section of asphalt concrete, the entire width (12 feet minimum) of the lane shall be overlaid with asphalt concrete. The area of overlay shall be uniformly tack coated. Asphalt concrete overlay must extend at least one foot laterally and five feet longitudinally beyond edges of excavated and/or damaged pavement. Any asphalt overlay shall have a minimum practical thickness of one tenth (.10") (reference City Standard Drawings ST-6).
23. Asphalt pavement, including resurfacing shall be constructed of Type PG-64-16 asphalt concrete conforming to the requirements of Section 203 of the Standard Specifications for Public Works Construction, unless otherwise specified by the City Engineer.
24. Permittee may be required to construct permanent asphalt concrete pavement in the public right-of-way to provide protection to existing improvements which are in danger of being damaged by storm generated waters and/or debris. This protection will be provided within 24 hours, when it is determined by the City Engineer that an unsafe condition exists.
25. Concrete curb, walk, gutters, cross gutters, driveway approaches and alley entrances shall be constructed of Class 560-C-3250 Portland cement concrete conforming to the requirements of Subsection 201-1 of the Standard Specifications for Public Works Construction, which shall be cured with Type II Curing Compound in accordance with the provisions of Subsection 201-4.1 of the Standard Specifications for Public Works Construction, unless otherwise specified by the City Engineer.
26. Permittee shall provide the City Engineer passing compaction test results, taken by a licensed Engineer or testing laboratory, prior to any construction. Test locations shall be reviewed with the inspector, over all utility main lines at intervals not exceeding 300 feet; over a minimum of 1/3 of all utility laterals; 2 minimum under all proposed cross gutters; under curb and gutter at intervals not exceeding 500 feet; under all proposed A.C. surfacing at intervals not exceeding 500 feet. All tests shall be taken at a depth of 3 feet ± and at 6 inches. Additional test may be required as directed by the City Engineer. All test failure locations shall be recompacted and retested near previous test.
27. Permittee shall backfill, densify and repair pavement over all work, including but not limited to all sewer, storm, water, gas, electrical and telephone repair or installation excavations in accordance with Section 306-1.3 of the Standard Specifications for Public Works Construction, unless otherwise specified by the City Engineer.

*Standard and Special Drawings
(Green Pages)*

inserted here

NOT FOR BID

LIST OF STANDARD AND SPECIAL DRAWINGS (GREEN PAGES)

NOTICE TO RESIDENTS (ENGLISH / SPANISH)

ATTACHMENT 1 – LOCATION MAP

TYPICAL SECTIONS (Sheet 1 of 4)

TYPICAL SECTIONS (Sheet 2 of 4)

TYPICAL SECTIONS (Sheet 3 of 4)

PHASE I (Sheet 4 of 4)

CALIFORNIA 2014 MUTCD (PROVISION 6)

FIGURE 6H-28 FIGURE 6H-29 FIGURE 3B-102 (CA)

SECTIONS 6D.01 SECTIONS 6D.02

CALTRANS STANDARD PLANS 2018

A20A A20B A24A A24C

A24D A24E A24F T9

T10 T13

STRIPING AND PAVEMENT MARKING LOCATIONS (TABLE – 33 PAGES)

PHOTOS AND SECTIONS

NOT FOR BID



NOTICE TO THE RESIDENTS OF Cedar Street and Other Roads – Phase I

The County of San Bernardino Department of Public Works has contracted with (Company name) for the (type of work) of (name of road) in the (city) and (state). The construction shall include (detailed description of work).

This work will be performed between the dates of (start date) and (end date).

Normal working hours will be between the hours of _____ A.M. and _____ P.M. Monday through Friday.

There will be “No Parking Signs” posted on your street indicating the specific dates work will be performed on the street. During the time we are working, access to the public will be limited and we ask the following:

1. Do not park your vehicles on the roadway
2. Do not allow water to run on the roadway
3. Do not allow children to play in the roadway
4. Do not place trash cans or other debris on the roadway

We regret any inconvenience that this work may cause you and we thank you for your cooperation in assisting us in rebuilding your street.

Thank you.

(Company name)

(Company contact name)

(Company phone number)

If you need further assistance contact the Department of Public Works at (909) 387-7920



NOTIFICACIÓN A LOS RESIDENTES DE Cedar Street and Other Roads – Phase I

El Condado de San Bernardino, Departamento de Obras Públicas, ha contratado con (Company name) para (type of work) la calle llamada (name of road) en la ciudad de (city). La construcción va a incluir (detailed description of work).

Este trabajo será hecho entre la fecha de (start date) y (end date). Las horas elegidas para hacer este trabajo serán entre las _____ de la mañana y _____ de la tarde de lunes a viernes.

Habrán letreros indicando que “No Hay Estacionamiento” en la calle y especificando el horario cuando el trabajo será hecho. Durante el tiempo que estaremos trabajando en la calle, la entrada para el público será limitada y por esta razón pedimos lo siguiente:

1. No estacionen sus vehículos en la calle.
2. No permita que corra el agua hacia la calle.
3. No permita que los niños jueguen en la calle.
4. No ponga los botes de basura o cualquier otra basura en la calle.

Lamentamos la inconveniencia que causara este trabajo y les agradecemos por su cooperación y asistencia en el mejoramiento de su calle.

Muchas Gracias.

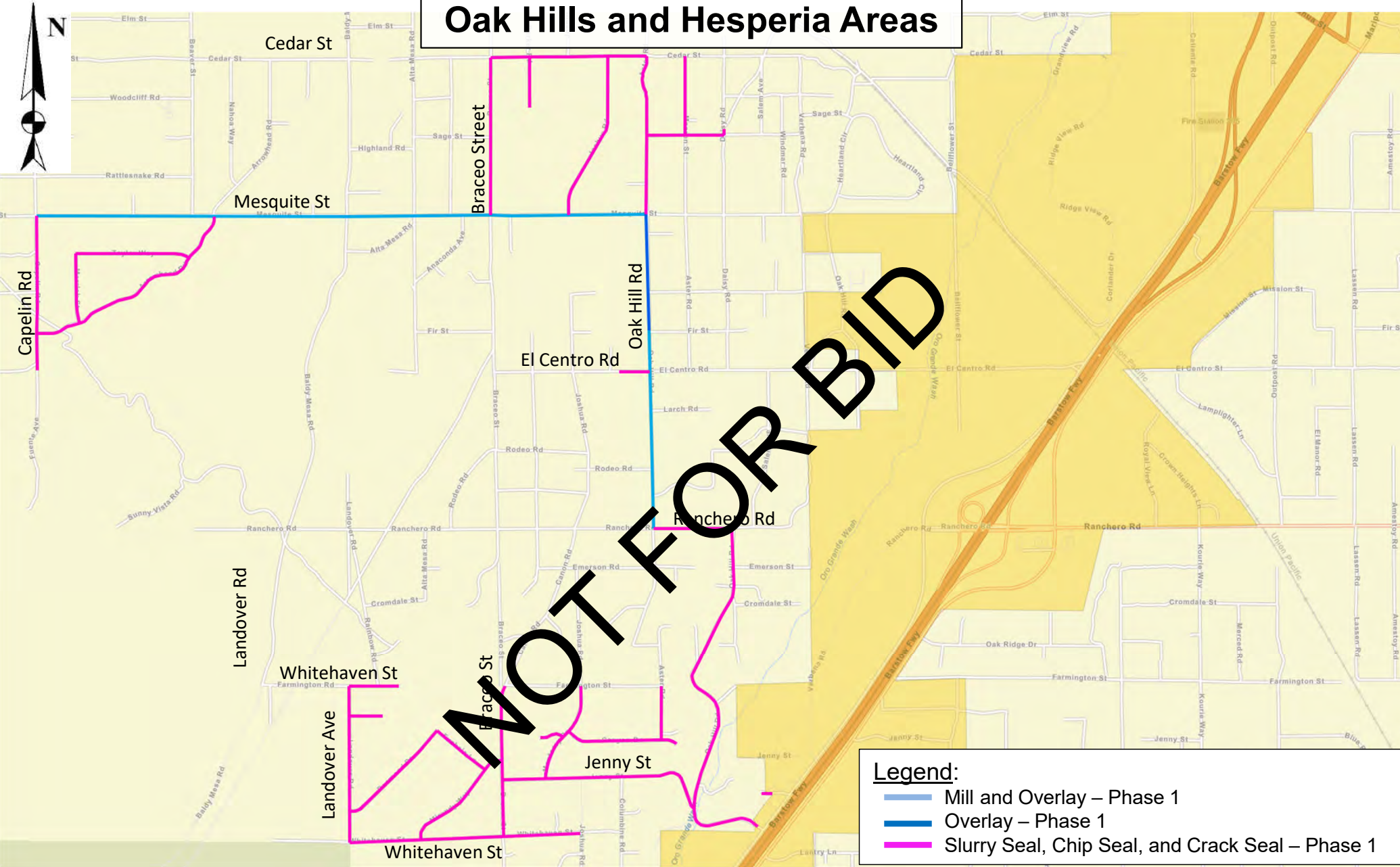
(Company name)

(Company contact name)

(Company phone number)

Si necesita asistencia favor de hablar al Departamento de Obras Publicas, (909) 387-7920.

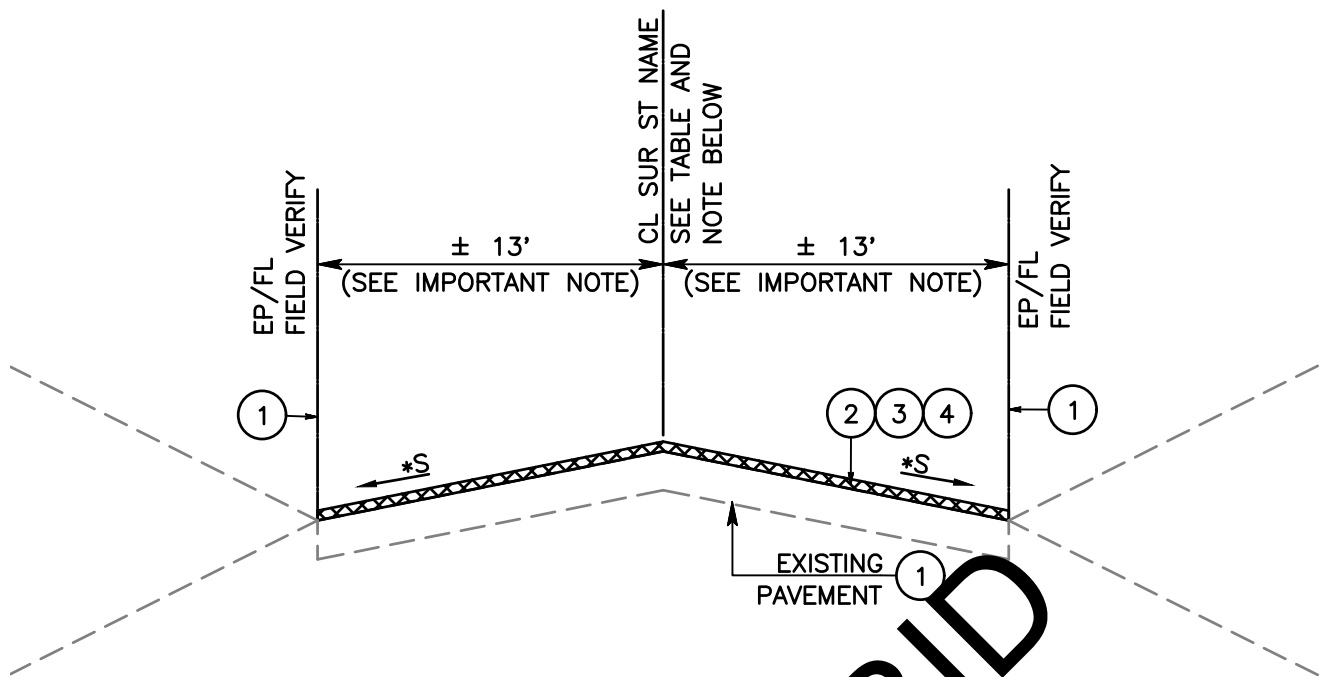
Oak Hills and Hesperia Areas



COUNTY OF SAN BERNARDINO
DEPARTMENT OF PUBLIC WORKS
YARD 11
DISTRICT 1
WO # H15173



LOCATION MAP
CEDAR STREET AND OTHER ROADS (PHASE I)
Various Roads/Locations
Mill and Overlay, Slurry Seal, Chip Seal, Crack Seal



TYPICAL SECTION

NOT TO SCALE

*S = SLOPE VARIES; MATCH EXISTING

○ CONSTRUCTION NOTES

- 1 PROTECT IN PLACE
- 2 APPLY CRACK SEAL
- 3 APPLY TACK COAT
- 4 PLACE 0.08' - 0.12" THICK (VARIES, SEE TABLE) OF TYPE A, 1/2" AGGREGATE GRADATION, PG 70-10 HMA

NOT FOR BID

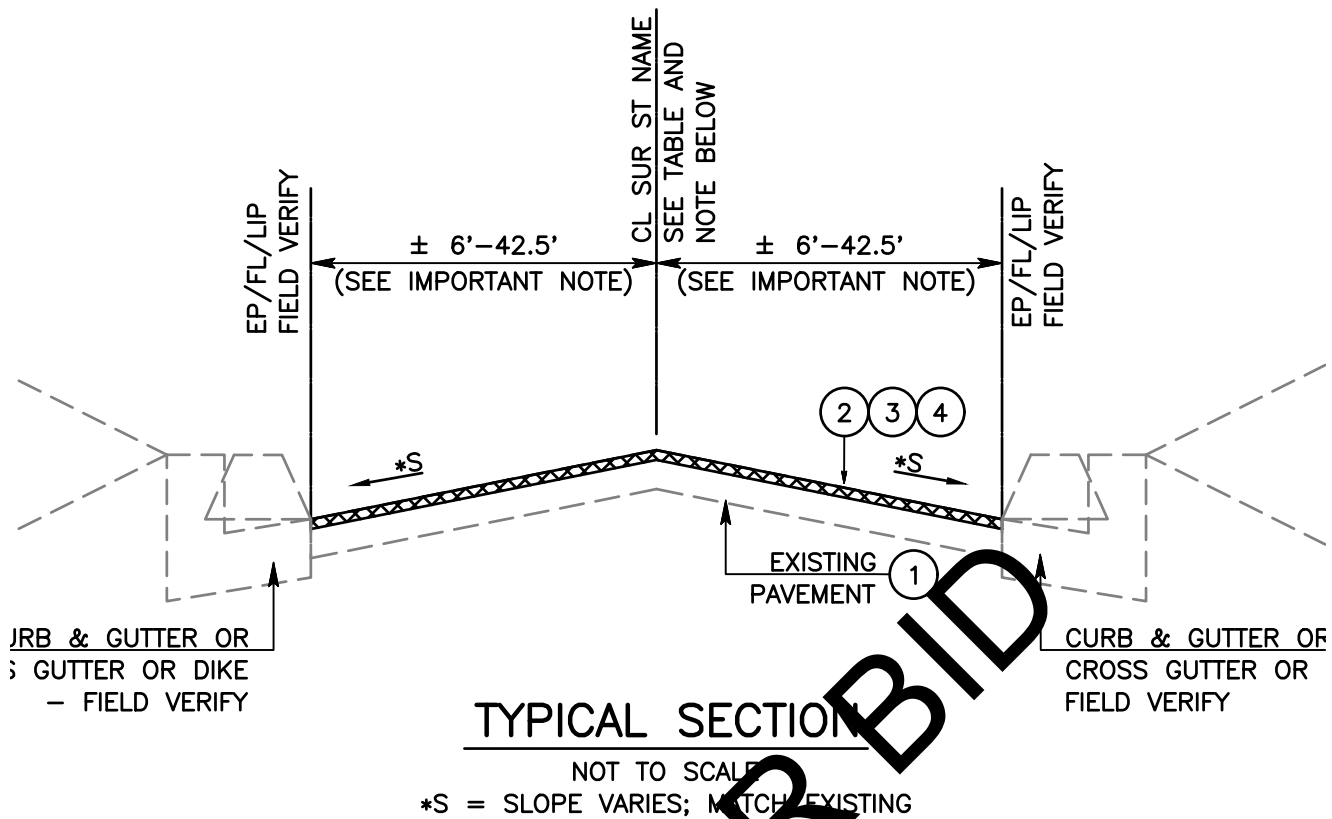
ROAD NAME	GROUP	TREATMENT
SEE ROAD TABLE (SHEET 4 OF 4)	B	2

IMPORTANT NOTE:

CONTRACTOR'S ATTENTION IS DIRECTED TO ROAD TABLE (SHEET 4 OF 4) FOR ROAD GROUPS, NAMES, LIMITS, LENGTH, TREATMENT TYPE, WIDTH AND AREA

W.O. H15173

SAN BERNARDINO COUNTY TRANS. DEPT.		TYPICAL SECTION OVERLAY	SHEET 1 OF 4
DESIGN DIVISION			



CONSTRUCTION NOTES

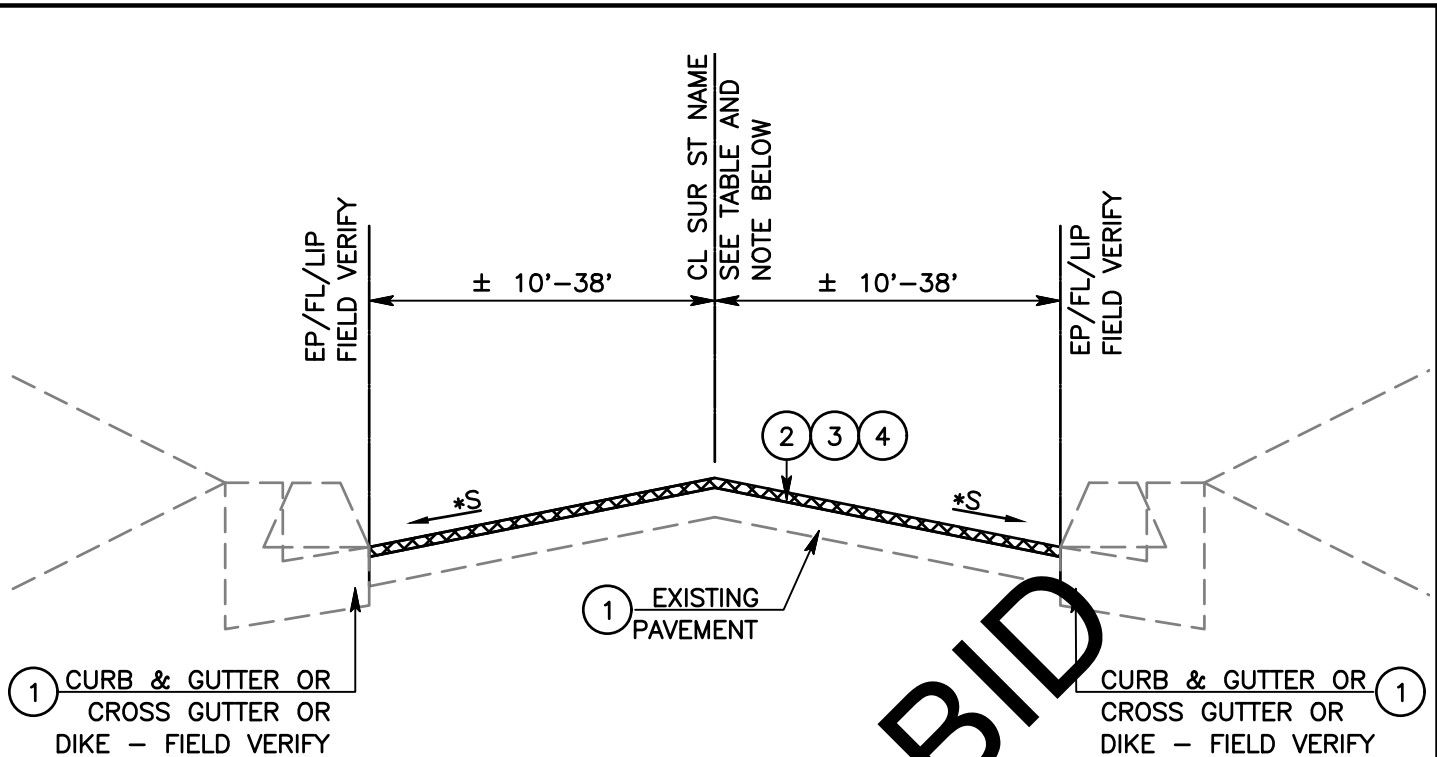
- 1 PROTECT IN PLACE
- 2 MILL THE ROAD SURFACE FOR A DEPTH OF 0.07' - 0.20' THICK (VARIES, SEE ROAD TABLE)
- 3 APPLY TACK COAT TO THE MILLED SURFACE
- 4 PLACE 0.07' - 0.20' THICK (VARIES, SEE TABLE) OF TYPE A, 1/2" AGGREGATE GRADATION, PG 70-10 HMA

NOT FOR BID

ROAD NAME	GROUP	TREATMENT
SEE ROAD TABLE (SHEET 4 OF 4)	C	3

IMPORTANT NOTE:
CONTRACTOR'S ATTENTION IS DIRECTED TO ROAD TABLE (SHEET 4 OF 4) FOR ROAD GROUPS, NAMES, LIMITS, LENGTH, TREATMENT TYPE, WIDTH AND AREA

W.O. H15173



TYPICAL SECTION

NOT TO SCALE

*S = SLOPE VARIES; MATCH EXISTING

○ CONSTRUCTION NOTES

- 1 PROTECT IN PLACE
- 2 APPLY CRACK SEAL
- 3 APPLY CHIP SEAL - TYPE 3/8"
- 4 APPLY SLURRY SEAL - TYPE II

ROAD NAME	GROUP	TREATMENT
SEE ROAD TABLE (SHEET 4 OF 4)	D	4

IMPORTANT NOTE:

CONTRACTOR'S ATTENTION IS DIRECTED TO ROAD TABLE (SHEET 4 OF 4) FOR ROAD GROUPS, NAMES, LIMITS, LENGTH, TREATMENT TYPE, WIDTH AND AREA

W.O. H15173

SAN BERNARDINO COUNTY TRANS. DEPT.		TYPICAL SECTION	SHEET 3 OF 4
DESIGN DIVISION			

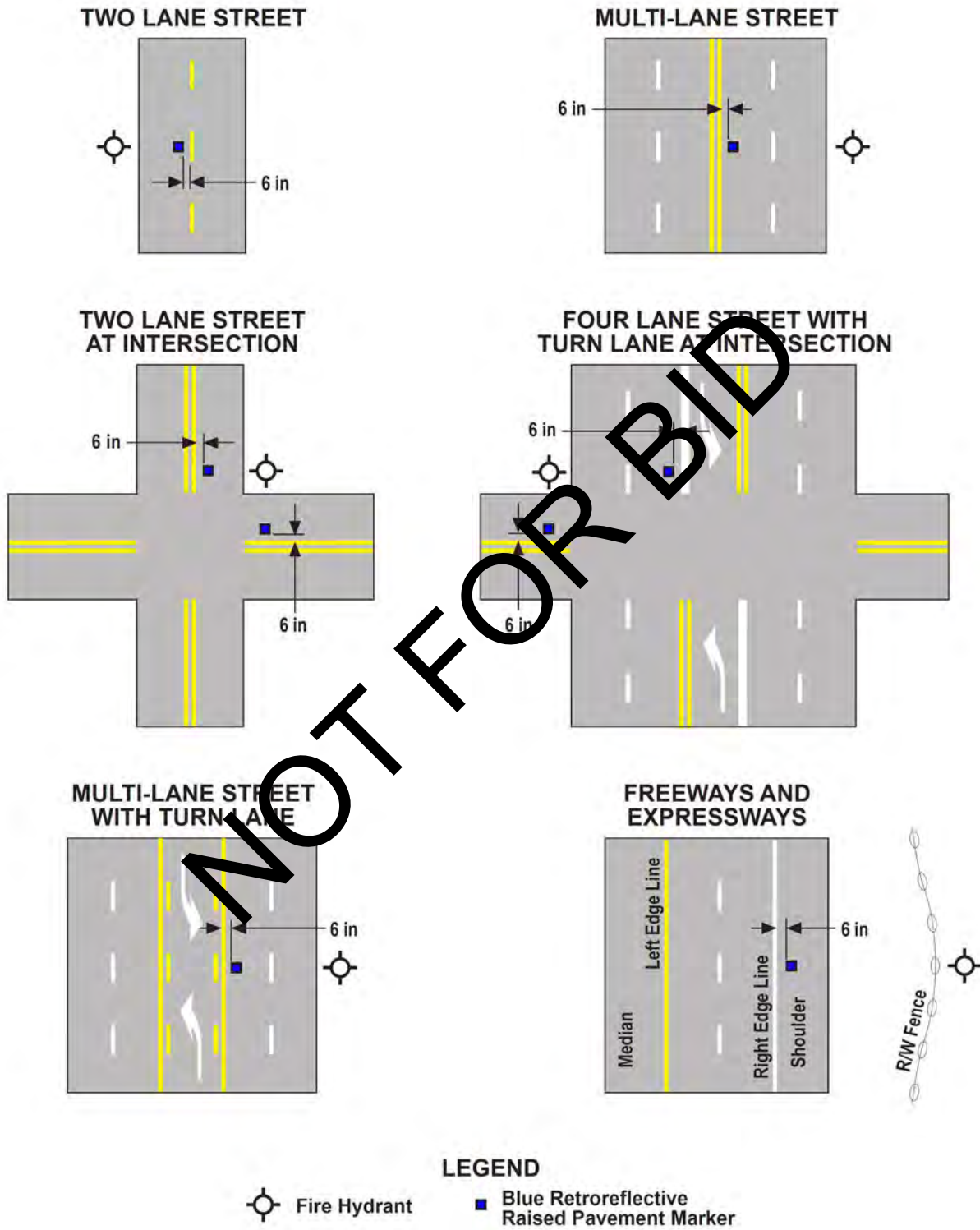
ROAD TABLE (PHASE I)

ITEM	ROAD NO.	ROAD NAME	CMRS ROAD BOOK LIMITS	CMRS LENGTH (COUNTY MI)	CMRS LENGTH (CITY MI)	CMRS LENGTH (FEET)	ROAD BOOK WIDTH (FEET)	APPROX ROAD WIDTH (GUTTER LIP TO LIP) (FEET)	VARIANCES ROAD WIDTH (MAX MIN ±) (FEET)	C & G	EP	KNUCLE JOINT	COUNTY AREA (SF)	CITY AREA (SF)	COUNTY AREA (SY)	CITY AREA (SY)	ESTIMATED RESURFACING AREA (SY)	TREATMENT TYPE	ITEM	SLURRY SEAL TYPE II (SY)	MILL (0.07" THK) (SY)	MILL (0.12" THK) (SY)	MILL (0.15" THK) (SY)	MILL (0.20" THK) (SY)	OVERLAY TYPE A, PG 70-10 HMA, 1/2" (0.07" THK) (TON)	OVERLAY TYPE A, PG 70-10 HMA, 1/2" (0.12" THK) (TON)	OVERLAY TYPE A, PG 70-10 HMA, 1/2" (0.15" THK) (TON)	OVERLAY TYPE A, PG 70-10 HMA, 1/2" (0.20" THK) (TON)	CHIP SEAL (SY)	ITEM					
GROUP "B"																																			
1	604600050	OAK HILL ROAD	.13M N, EL CENTRO RD N/MESQUITE ST	0.38	0	2,006	26	26	0	0	0	0	40,907	0	4,545	0	4,545	2	6	0	0	0	0	0	0	421	0	0	0	0					
GROUP "C"																																			
2	545850010	MESQUITE STREET	CAPELIN RD E/BRACEO ST	1.52	0	8,026	64	26	0	0	0	0	194,319	0	21,591	0	21,591	3	12	0	21,591	0	0	0	0	1,998	0	0	0	0					
3	545850020	MESQUITE STREET	BRACEO ST E/ASTER RD	0.5	0	2,640	32	26	0	0	0	0	72,639	0	8,071	0	8,071	3	13	0	0	0	0	8,071	0	0	0	0	1,245	0	3				
4	604600046	OAK HILL ROAD	RANCHERO RD N .13M N, EL CENTRO	0.12	0.13	1,320	20	20	26 - 20	0	0	0	67,079	0	7,453	0	7,453	3	17	0	0	7,453	0	0	0	690	0	0	0	0	4				
GROUP "D"																																			
5	130625005	ARROWHEAD ROAD	CAPELIN RD NLY/MESQUITE ST	0.71	0	3,749	36	26	0	0	0	0	100,899	0	11,211	0	11,211	4	20	12,893	0	0	0	0	0	0	0	0	0	12,893	5				
6	134350003	ASTER ROAD	CANYON DR N/FARMINGTON ST	0.17	0	898	26	26	0	0	0	0	21,740	0	2,416	0	2,416	4	21	2,778	0	0	0	0	0	0	0	0	0	2,778	6				
7	134350005	ASTER ROAD	MESQUITE ST N/CEDAR ST	0.51	0	2,693	26	26	38 - 26	0	0	0	66,892	0	7,432	0	7,432	4	22	8,547	0	0	0	0	0	0	0	0	0	8,547	7				
8	154975010	BARKER ROAD	.17M S, CEDAR ST N/CEDAR ST	0.17	0	898	32	26	76 - 26	0	0	0	25,535	0	2,837	0	2,837	4	23	3,263	0	0	0	0	0	0	0	0	0	3,263	8				
9	177800050	BRACEO STREET	WHITEHAVEN RD N, 12M N, MIRANDY WAY	0.36	0	1,901	26	26	0	0	0	0	46,118	0	5,124	0	5,124	4	25	5,893	0	0	0	0	0	0	0	0	0	5,893	9				
10	177800070	BRACEO STREET	.12M N, MIRANDY WAY N/FARMINGTON ST	0.12	0	634	26	26	0	0	0	0	17,859	0	1,984	0	1,984	4	26	2,282	0	0	0	0	0	0	0	0	0	2,282	10				
11	177800075	BRACEO STREET	MESQUITE ST N/CEDAR ST	0.5	0	2,640	26	26	0	0	0	0	64,271	0	7,141	0	7,141	4	27	8,212	0	0	0	0	0	0	0	0	0	8,212	11				
12	208750050	CANYON DRIVE	MONTEREY DR E/ASTER RD	0.3	0	1,584	26	26	26 - 24	0	0	0	39,943	0	4,438	0	4,438	4	31	5,104	0	0	0	0	0	0	0	0	0	5,104	12				
13	208750060	CANYON DRIVE	ASTER RD E .06M	0.06	0	317	26	26	57 - 26	0	0	0	11,152	0	1,239	0	1,239	4	32	1,425	0	0	0	0	0	0	0	0	0	1,425	13				
14	209625010	CAPELIN ROAD	.12M S, ARROWHEAD RD N/MESQUITE ST	0.49	0	2,587	32	26	0	0	0	0	62,627	0	6,959	0	6,959	4	33	8,002	0	0	0	0	0	0	0	0	0	8,002	14				
15	221250002	CEDAR STREET	BRACEO ST E/JOSHUA RD	0.25	0	1,320	26	33	0	0	0	0	40,532	0	4,504	0	4,504	4	36	5,179	0	0	0	0	0	0	0	0	0	5,179	15				
16	221250003	CEDAR STREET	JOSHUA RD (WLEG)/ASTER RD	0.25	0	1,320	26	26	0	0	0	0	38,840	0	4,316	0	4,316	4	37	4,963	0	0	0	0	0	0	0	0	0	4,963	16				
17	283650005	DAISY ROAD	SAGE ST N 0.02M	0.02	0	106	26	26	0	0	0	0	3,163	0	351	0	351	4	40	404	0	0	0	0	0	0	0	0	0	404	17				
18	297165050	DESMOND DRIVE	LANDOVER AVE NE/FUCHSIA LN	0.39	0	2,059	36	32	0	0	0	0	62,891	0	6,988	0	6,988	4	42	8,036	0	0	0	0	0	0	0	0	0	8,036	18				
19	316950010	EL CENTRO ROAD	.10M W, OAK HILL RD E/OAK HILL RD	0.1	0	528	26	20	22 - 20	0	0	0	11,619	0	1,291	0	1,291	4	43	1,485	0	0	0	0	0	0	0	0	0	1,485	19				
20	345900050	FARMINGTON STREET	LANDOVER AVE E .17M	0.28	0	1,478	32	32	0	0	0	0	34,121	0	3,791	0	3,791	4	47	4,360	0	0	0	0	0	0	0	0	0	4,360	20				
21	345900070	FARMINGTON STREET	BRACEO ST E/ASTER RD	0.5	0	2,640	26	26	0	0	0	0	65,381	0	7,265	0	7,265	4	48	8,354	0	0	0	0	0	0	0	0	0	8,354	21				
22	370025050	FUCHSIA LANE	DESMOND DR SE/MIRANDY WY	0.2	0	1,056	36	26	0	0	0	0	32,200	0	3,578	0	3,578	4	55	4,114	0	0	0	0	0	0	0	0	0	4,114	22				
23	448700050	JENNY STREET	BRACEO ST E/OAK HILL RD	0.67	0	3,538	36	30	0	0	0	0	107,606	0	11,956	0	11,956	4	60	13,750	0	0	0	0	0	0	0	0	0	13,750	23				
24	451625010	JOSHUA ROAD	MESQUITE ST N/CEDAR ST	0.54	0	2,851	36	30	0	0	0	0	85,115	0	9,457	0	9,457	4	63	10,876	0	0	0	0	0	0	0	0	0	10,876	24				
25	484500050	LANDOVER AVENUE	WHITEHAVEN RD N/FARMINGTON ST	0.5	0	2,640	26	29	0	0	0	0	72,685	0	8,076	0	8,076	4	64	9,288	0	0	0	0	0	0	0	0	0	9,288	25				
26	516115010	MACRON STREET	SAGE ST N/CEDAR ST	0.25	0	1,320	36	26	0	0	0	0	34,811	0	3,868	0	3,868	4	65	4,448	0	0	0	0	0	0	0	0	0	4,448	26				
27	542900010	MERRICK STREET	ARROWHEAD RD N/TAYLOR WAY	0.22	0	1,162	36	26	0	0	0	0	52,645	0	5,849	0	5,849	4	66	6,727	0	0	0	0	0	0	0	0	0	6,727	27				
28	553860050	MIRANDY WAY	WHITEHAVEN RD NE/BRACEO ST	0.37	0	1,954	36	26	0	0	0	0	60,200	0	6,689	0	6,689	4	69	7,692	0	0	0	0	0	0	0	0	0	7,692	28				
29	561965050	MONTEREY COURT	.08M W, MONTEREY DR E/MONTEREY DR	0.08	0	422	26	26	0	0	0	0	14,650	0	1,628	0	1,628	4	71	1,872	0	0	0	0	0	0	0	0	0	1,872	29				
30	561975050	MONTEREY DRIVE	JENNY ST N/FARMINGTON ST	0.32	0	1,690	26	26	0	0	0	0	47,638	0	5,293	0	5,293	4	72	6,087	0	0	0	0	0	0	0	0	0	6,087	30				
31	573800010	MUSGRAVE ROAD	.11M W, CALIENTE RD E 0.05M	0.03	0	158	32	41	0	0	0	0	6,200	0	689	0	689	4	74	792	0	0	0	0	0	0	0	0	0	792	31				
32	604600033	OAK HILL ROAD	0.02M N, CALIENTE RD N/O 0.03MS, JENNY ST	0.26	0	1,373	19	26	0	0	0	0	34,797	0	3,866	0	3,866	4	76	4,448	0	0	0	0	0	0	0	0	0	4,448	32				
33	604600040	OAK HILL ROAD	.03M S, JENNY ST N/RANCHERO RD	1.1	0	5,808	20	26	0	0	0	0	136,084	0	15,120	0	15,120	4	77	17,388	0	0	0	0	0	0	0	0	0	17,388	33				
34	686925010	RANCHERO ROAD	OAK HILL RD (NLEG)/OAK HILL RD (SLEG)	0.25	0	1,320	20	24	0	0	0	0	33,647	0	3,739	0	3,739	4	82	4,299	0	0	0	0	0	0	0	0	0	4,299	34				
35	719400005	SAGE STREET	ASTER RD E/DAISY RD	0.25	0	1,320	26	26	0	0	0	0	37,064	0	4,120	0	4,120	4	83	4,739	0	0	0	0	0	0	0	0	0	4,739	35				
36	805900010	TAYLOR WAY	MERRICK ST E/ARROWHEAD RD	0.36	0	1,901	36	28	0	0	0	0	52,645	0	5,849	0	5,849	4	85	6,727	0	0	0	0	0	0	0	0	0	6,727	36				
37	875780050	WHITEHAVEN STREET	LANDOVER AVE E/BRACEO ST	0.49	0	2,587	26	24	0	0	0	0	60,836	0	6,760	0	6,760	4	87	7,774	0	0	0	0	0	0	0	0	0	7,774	37				
38	875780060	WHITEHAVEN STREET	BRACEO ST E .25M	0.25	0	1,320	26	24	0	0	0	0	32,883	0	3,654	0	3,654	4	88	4,202	0	0	0	0	0	0	0	0	0	4,202	38				
39	883695050	WISTERIA COURT	LANDOVER AVE E .12M	0.12	0	634	36	26	0	0	0	0	18,635	0	2,071	0	2,071	4	91	2,381	0	0	0	0	0	0	0	0	0	2,381	39				
				13.96	0.13	74,395																			208,782	21,591	7,453	0	8,071	0	3,108	0	1,245	208,782	
				CMRS LENGTH (COUNTY MI)	CMRS LENGTH (CITY MI)	CMRS LENGTH (FEET)																			SLURRY SEAL TYPE II (SY)	MILL (0.07" THK) (SY)	MILL (0.12" THK) (SY)	MILL (0.15" THK) (SY)	MILL (0.20" THK) (SY)	OVERLAY TYPE A, PG 70-10 HMA, 1/2" (0.07" THK) (TON)	OVERLAY TYPE A, PG 70-10 HMA, 1/2" (0.12" THK) (TON)	OVERLAY TYPE A, PG 70-10 HMA, 1/2" (0.15" THK) (TON)	OVERLAY TYPE A, PG 70-10 HMA, 1/2" (0.20" THK) (TON)	CHIP SEAL (SY)	ITEM

LEGEND AND ABBREVIATION:

- C&G - Curb & Gutter
- Max - Maximum
- CMRS - County Maintained Road System
- Mi. - Mile
- Min - Minimum
- EP - Edge of Pavement

Figure 3B-102 (CA). Examples of Fire Hydrant Location Pavement Markers



Notes for Figure 6H-28—Typical Application 28 Sidewalk Detour or Diversion

Standard:

- 1. When crosswalks or other pedestrian facilities are closed or relocated, temporary facilities shall be detectable and shall include accessibility features consistent with the features present in the existing pedestrian facility.**

Guidance:

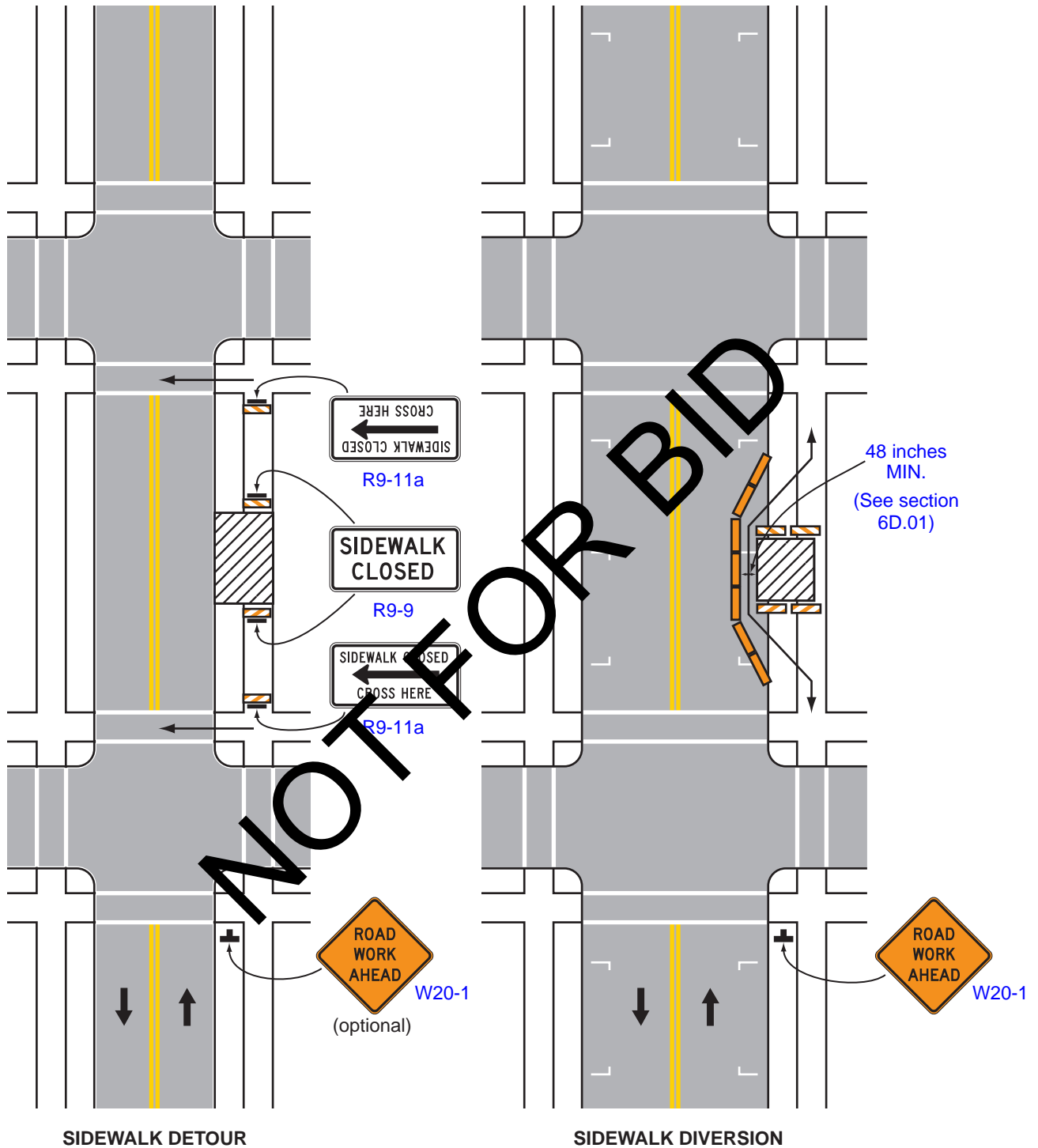
- 2. Where high speeds are anticipated, a temporary traffic barrier and, if necessary, a crash cushion should be used to separate the temporary sidewalks from vehicular traffic.*
- 3. Audible information devices should be considered where midblock closings and changed crosswalk areas cause inadequate communication to be provided to pedestrians who have visual disabilities.*

Option:

4. Street lighting may be considered.
5. Only the TTC devices related to pedestrians are shown. Other devices, such as lane closure signing or ROAD NARROWS signs, may be used to control vehicular traffic.
6. For nighttime closures, Type A Flashing warning lights may be used on barricades that support signs and close sidewalks.
7. Type C Steady-Burn or Type D 360-degree Steady-Burn warning lights may be used on channelizing devices separating the temporary sidewalks from vehicular traffic flow.
8. Signs, such as KEEP RIGHT (LEFT), may be placed along a temporary sidewalk to guide or direct pedestrians.

NOT FOR BID

Figure 6H-28. Sidewalk Detour or Diversion (TA-28)



Typical Application 28

Note: See Tables 6H-2 and 6H-3 for the meaning of the symbols and/or letter codes used in this figure.

Notes for Figure 6H-29—Typical Application 29 Crosswalk Closures and Pedestrian Detours

Standard:

1. When crosswalks or other pedestrian facilities are closed or relocated, temporary facilities shall be detectable and shall include accessibility features consistent with the features present in the existing pedestrian facility.
2. ~~Curb parking shall be prohibited for at least 50 feet in advance of the midblock crosswalk.~~

Guidance:

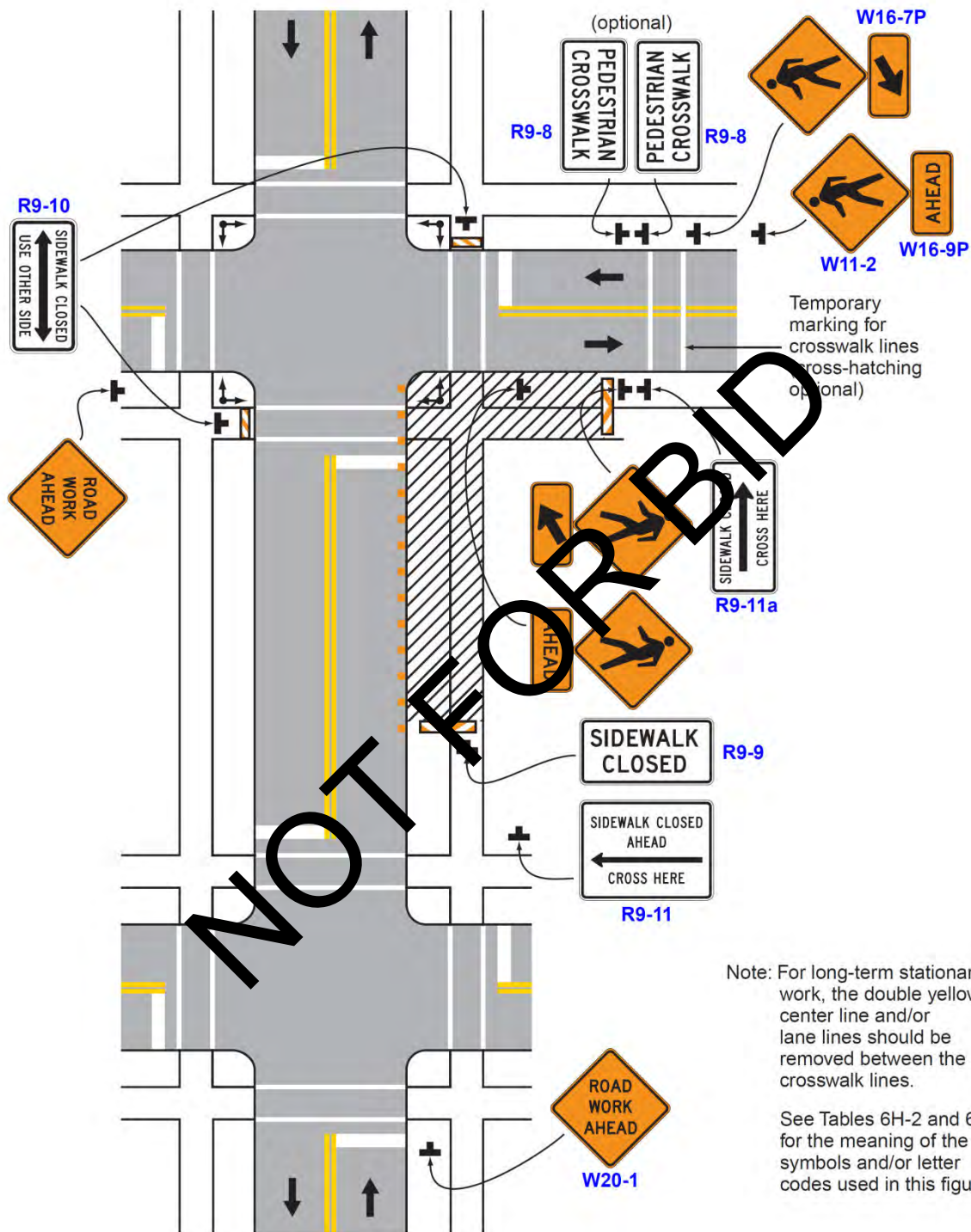
2. *Parking should be prohibited in advance of mid-block crosswalks. Mid-block crosswalks should be avoided, when possible. See Section 3B.18.*
3. *Audible information devices should be considered where midblock closings and changed crosswalk areas cause inadequate communication to be provided to pedestrians who have visual disabilities.*
4. *Pedestrian traffic signal displays controlling closed crosswalks should be covered or deactivated.*

Option:

5. Street lighting may be considered.
6. Only the TTC devices related to pedestrians are shown. Other devices, such as lane closure signing or ROAD NARROWS signs, may be used to control vehicular traffic.
7. For nighttime closures, Type A Flashing warning lights may be used on barricades supporting signs and closing sidewalks.
8. Type C Steady-Burn or Type D 360-degree Steady-Burn warning lights may be used on channelizing devices separating the work space from vehicular traffic.
9. In order to maintain the systematic use of the fluorescent yellow-green background for pedestrian, bicycle, and school warning signs in a jurisdiction, the fluorescent yellow-green background for pedestrian, bicycle, and school warning signs may be used in TTC zones.

NOT FOR BID

Figure 6H-29. Crosswalk Closures and Pedestrian Detours (TA-29)



Note: For long-term stationary work, the double yellow center line and/or lane lines should be removed between the crosswalk lines.

See Tables 6H-2 and 6H-3 for the meaning of the symbols and/or letter codes used in this figure.

Typical Application 29

CHAPTER 6D. PEDESTRIAN AND WORKER SAFETY

Section 6D.01 Pedestrian Considerations

Support:

01 A wide range of pedestrians might be affected by TTC zones, including the young, elderly, and people with disabilities such as hearing, visual, or mobility. These pedestrians need a clearly delineated and usable travel path. Considerations for pedestrians with disabilities are addressed in Section 6D.02.

Standard:

02 **The various TTC provisions for pedestrian and worker safety set forth in Part 6 shall be applied by knowledgeable (for example, trained and/or certified) persons after appropriate evaluation and engineering judgment.**

03 **Advance notification of sidewalk closures shall be provided by the maintaining agency.**

04 **If the TTC zone affects the movement of pedestrians, adequate pedestrian access and walkways shall be provided. If the TTC zone affects an accessible and detectable pedestrian facility, the accessibility and detectability shall be maintained along the alternate pedestrian route.**

Option:

05 If establishing or maintaining an alternate pedestrian route is not feasible during the project, an alternate means of providing for pedestrians may be used, such as adding free bus service around the project or assigning someone the responsibility to assist pedestrians with disabilities through the project limits.

Support:

06 It must be recognized that pedestrians are reluctant to retrace their steps to a prior intersection for a crossing or to add distance or out-of-the-way travel to a destination.

Guidance:

07 *The following three items should be considered when planning for pedestrians in TTC zones:*

A. *Pedestrians should not be led into conflicts with vehicles, equipment, and operations.*

B. *Pedestrians should not be led into conflicts with vehicles moving through or around the worksite.*

C. *Pedestrians should be provided with a convenient and accessible path that replicates as nearly as practical the most desirable characteristics of the existing sidewalk(s) or footpath(s).*

08 *A pedestrian route should not be shared and/or moved for non-construction activities such as parking for vehicles and equipment.*

09 *Consideration should be made to separate pedestrian movements from both worksite activity and vehicular traffic. Unless an acceptable route that does not involve crossing the roadway can be provided, pedestrians should be appropriately directed with advance signing that encourages them to cross to the opposite side of the roadway. In urban and suburban areas with high vehicular traffic volumes, these signs should be placed at intersections (rather than midblock locations) so that pedestrians are not confronted with midblock worksites that will induce them to attempt skirting the worksite or making a midblock crossing.*

Support:

10 Figures 6H-28 and 6H-29 show typical TTC device usage and techniques for pedestrian movement through work zones.

Guidance:

11 *To accommodate the needs of pedestrians, including those with disabilities, the following considerations should be addressed when temporary pedestrian pathways in TTC zones are designed or modified:*

A. *Provisions for continuity of accessible paths for pedestrians should be incorporated into the TTC plan.*

B. *Access to transit stops should be maintained.*

C. *A smooth, continuous hard surface should be provided throughout the entire length of the temporary pedestrian facility. There should be no curbs or abrupt changes in grade or terrain that could cause tripping or be a barrier to wheelchair use. The geometry and alignment of the facility should meet the applicable requirements of the "Americans with Disabilities Act Accessibility Guidelines for Buildings and Facilities (ADAAG)" (see Section 1A.11).*

D. *The width of the existing pedestrian facility should be provided for the temporary facility if practical. Traffic control devices and other construction materials and features should not intrude into the usable width of the*

sidewalk, temporary pathway, or other pedestrian facility. When it is not possible to maintain a minimum width of 60 inches throughout the entire length of the pedestrian pathway, a 60 x 60-inch passing space should be provided at least every 200 feet to allow individuals in wheelchairs to pass.

- E. Blocked routes, alternate crossings, and sign and signal information should be communicated to pedestrians with visual disabilities by providing devices such as audible information devices, accessible pedestrian signals, or barriers and channelizing devices that are detectable to the pedestrians traveling with the aid of a long cane or who have low vision. Where pedestrian traffic is detoured to a TTC signal, engineering judgment should be used to determine if pedestrian signals or accessible pedestrian signals should be considered for crossings along an alternate route.*
- F. When channelization is used to delineate a pedestrian pathway, a continuous detectable edging should be provided throughout the length of the facility such that pedestrians using a long cane can follow it. These detectable edgings should comply with the provisions of Section 6F.74.*
- G. Signs and other devices mounted lower than 7 feet above the temporary pedestrian pathway should not project more than 4 inches into accessible pedestrian facilities.*

Option:

12 Whenever it is feasible, closing off the worksite from pedestrian intrusion may be preferable to channelizing pedestrian traffic along the site with TTC devices.

Guidance:

13 Fencing should not create sight distance restrictions for road users. Fences should not be constructed of materials that would be hazardous if impacted by vehicles. Wooden utility fencing, and similar systems placed immediately adjacent to motor vehicle traffic should not be used as substitutes for crashworthy temporary traffic barriers.

14 Ballast for TTC devices should be kept to the minimum amount needed and should be mounted low to prevent penetration of the vehicle windshield.

15 Movement by work vehicles and equipment across designated pedestrian paths should be minimized and, when necessary, should be controlled by flaggers or TTC. Staging or stopping of work vehicles or equipment along the side of pedestrian paths should be avoided, since it encourages movement of workers, equipment, and materials across the pedestrian path.

16 Access to the work space by workers and equipment across pedestrian walkways should be minimized because the access often creates unacceptable changes in grade, and rough or muddy terrain, and pedestrians will tend to avoid these areas by attempting non-intersection crossings where no curb ramps are available.

Option:

17 A canopied walkway may be used to protect pedestrians from falling debris, and to provide a covered passage for pedestrians.

Guidance:

18 Covered walkways should be sturdily constructed and adequately lighted for nighttime use.

19 When pedestrian and vehicle paths are rerouted to a closer proximity to each other, consideration should be given to separating them by a temporary traffic barrier.

20 If a temporary traffic barrier is used to shield pedestrians, it should be designed to accommodate site conditions.

Support:

21 Depending on the possible vehicular speed and angle of impact, temporary traffic barriers might deflect upon impact by an errant vehicle. Guidance for locating and designing temporary traffic barriers can be found in Chapter 9 of AASHTO's "Roadside Design Guide" (see Section 1A.11).

Standard:

22 Short intermittent segments of temporary traffic barrier shall not be used because they nullify the containment and redirective capabilities of the temporary traffic barrier, increase the potential for serious injury both to vehicle occupants and pedestrians, and encourage the presence of blunt, leading ends. All upstream leading ends that are present shall be appropriately flared or protected with properly installed and maintained crashworthy cushions. Adjacent temporary traffic barrier segments shall be properly connected in order to provide the overall strength required for the temporary traffic barrier to perform properly.

23 Normal vertical curbing shall not be used as a substitute for temporary traffic barriers when temporary traffic barriers are needed.

Option:

24 Temporary traffic barriers or longitudinal channelizing devices may be used to discourage pedestrians from unauthorized movements into the work space. They may also be used to inhibit conflicts with vehicular traffic by minimizing the possibility of midblock crossings.

Support:

25 A major concern for pedestrians is urban and suburban building construction encroaching onto the contiguous sidewalks, which forces pedestrians off the curb into direct conflict with moving vehicles.

Guidance:

26 *If a significant potential exists for vehicle incursions into the pedestrian path, pedestrians should be rerouted or temporary traffic barriers should be installed.*

Support:

27 TTC devices, jersey barriers, and wood or chain link fencing with a continuous detectable edging can satisfactorily delineate a pedestrian path.

Guidance:

28 *Tape, rope, or plastic chain strung between devices are not detectable, do not comply with the design standards in the "Americans with Disabilities Act Accessibility Guidelines for Buildings and Facilities (ADAAG)" (see Section 1A.11), and should not be used as a control for pedestrian movements.*

29 *In general, pedestrian routes should be preserved in urban and commercial/suburban areas. Alternative routing should be discouraged.*

30 *The highway agency in charge of the TTC zone should regularly inspect the activity area so that effective pedestrian TTC is maintained.*

Support:

31 Other laws and requirements are unique to California and need to be followed when providing pedestrian access through or around TTC zones.

32 Additional information on this topic can be found in publication titled "Pedestrian Considerations for California Temporary Traffic Control Zones on Caltrans' following web link:
<http://dot.ca.gov/hq/traffops/engineering/control-devices/pdf/PedBrochure.pdf>

Section 6D.02 Accessibility Considerations

Support:

01 Additional information on the design and construction of accessible temporary facilities is found in publications listed in Section 1A.11 (see Publications 12, 38, 39, and 42).

Guidance:

02 *The extent of pedestrian needs should be determined through engineering judgment or by the individual responsible for each TTC zone situation. Adequate provisions should be made for pedestrians with disabilities.*

Standard:

03 **When existing pedestrian facilities are disrupted, closed, or relocated in a TTC zone, the temporary facilities shall be detectable and include accessibility features consistent with the features present in the existing pedestrian facility. Where pedestrians with visual disabilities normally use the closed sidewalk, a barrier that is detectable by a person with a visual disability traveling with the aid of a long cane shall be placed across the full width of the closed sidewalk.**

Support:

04 Maintaining a detectable, channelized pedestrian route is much more useful to pedestrians who have visual disabilities than closing a walkway and providing audible directions to an alternate route involving additional crossings and a return to the original route. Braille is not useful in conveying such information because it is difficult to find. Audible instructions might be provided, but the extra distance and additional street crossings might add complexity to a trip.

Guidance:

05 *Because printed signs and surface delineation are not usable by pedestrians with visual disabilities, blocked routes, alternate crossings, and sign and signal information should be communicated to pedestrians with visual*

disabilities by providing audible information devices, accessible pedestrian signals, and barriers and channelizing devices that are detectable to pedestrians traveling with the aid of a long cane or who have low vision.

Support:

⁰⁶ The most desirable way to provide information to pedestrians with visual disabilities that is equivalent to visual signing for notification of sidewalk closures is a speech message provided by an audible information device. Devices that provide speech messages in response to passive pedestrian actuation are the most desirable. Other devices that continuously emit a message, or that emit a message in response to use of a pushbutton, are also acceptable. Signing information can also be transmitted to personal receivers, but currently such receivers are not likely to be carried or used by pedestrians with visual disabilities in TTC zones. Audible information devices might not be needed if detectable channelizing devices make an alternate route of travel evident to pedestrians with visual disabilities.

Guidance:

⁰⁷ *If a pushbutton is used to provide equivalent TTC information to pedestrians with visual disabilities, the pushbutton should be equipped with a locator tone to notify pedestrians with visual disabilities that a special accommodation is available, and to help them locate the pushbutton.*

Section 6D.03 Worker Safety Considerations

Support:

⁰¹ Equally as important as the safety of road users traveling through the TTC zone is the safety of workers. TTC zones present temporary and constantly changing conditions that are unexpected by the road user. This creates an even higher degree of vulnerability for workers on or near the roadway.

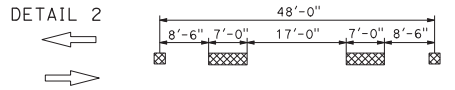
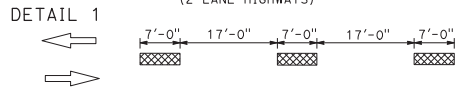
⁰² Maintaining TTC zones with road user flow inhibited as little as possible, and using TTC devices that get the road user's attention and provide positive direction are of particular importance. Likewise, equipment and vehicles moving within the activity area create a risk to workers on foot. When possible, the separation of moving equipment and construction vehicles from workers on foot provides the operator of these vehicles with a greater separation clearance and improved sight lines to minimize exposure to the hazards of moving vehicles and equipment.

Guidance:

⁰³ *The following are the key elements of worker safety and TTC management that should be considered to improve worker safety:*

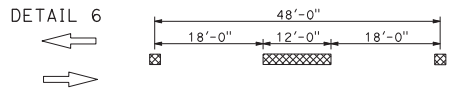
- A. Training—all workers should be trained on how to work next to motor vehicle traffic in a way that minimizes their vulnerability. Workers having specific TTC responsibilities should be trained in TTC techniques, device usage, and placement.*
- B. Temporary Traffic Barriers—temporary traffic barriers should be placed along the work space depending on factors such as lateral clearance of workers from adjacent traffic, speed of traffic, duration and type of operations, time of day, and volume of traffic.*
- C. Speed Reduction—reducing the speed of vehicular traffic, mainly through regulatory speed zoning, funneling, lane reduction, or the use of uniformed law enforcement officers or flaggers, should be considered. The use of regulatory speed zone signing tends to be more effective when law enforcement is present. Refer to Section 6C.01.*
- D. Activity Area—planning the internal work activity area to minimize backing-up maneuvers of construction vehicles should be considered to minimize the exposure to risk.*
- E. Worker Safety Planning—a trained person designated by the employer should conduct a basic hazard assessment for the worksite and job classifications required in the activity area. This safety professional should determine whether engineering, administrative, or personal protection measures should be implemented. This plan should be in accordance with the Occupational Safety and Health Act of 1970, as amended, “General Duty Clause” Section 5(a)(1) - Public Law 91-596, 84 Stat. 1590, December 29, 1970, as amended, and with the requirement to assess worker risk exposures for each job site and job classification, as per 29 CFR 1926.20 (b)(2) of “Occupational Safety and Health Administration Regulations, General Safety and Health Provisions” (see Section 1A.11).*

CENTERLINES
(2 LANE HIGHWAYS)



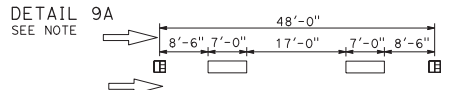
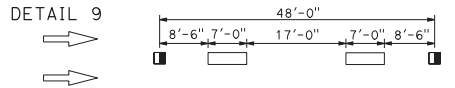
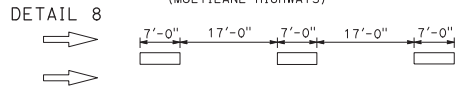
~~DETAIL 3~~ DETAIL 3 DELETED

~~DETAIL 4~~ DETAIL 4 DELETED

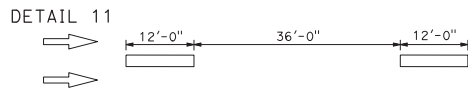


~~DETAIL 7~~ DETAIL 7 DELETED

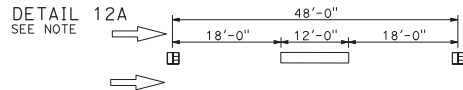
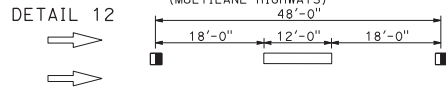
LANELINES
(MULTILANE HIGHWAYS)



~~DETAIL 10~~ DETAIL 10 DELETED



LANELINES (Cont)
(MULTILANE HIGHWAYS)

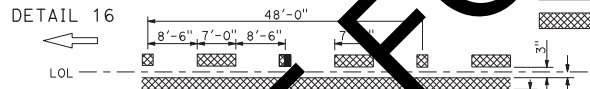
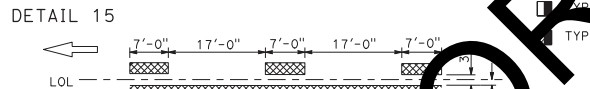


~~DETAIL 13~~ DETAIL 13 DELETED

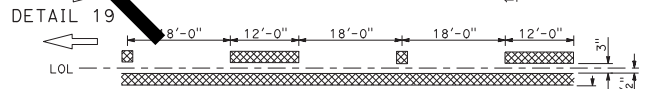
~~DETAIL 14~~ DETAIL 14 DELETED

~~DETAIL 14A~~ DETAIL 14A DELETED

NO PASSING ZONES-ONE DIRECTION



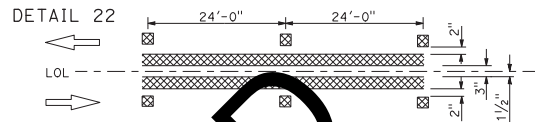
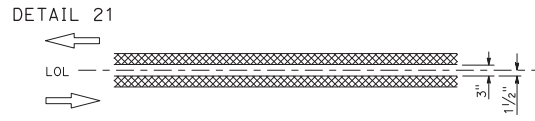
~~DETAIL 17~~ DETAIL 17 DELETED



~~DETAIL 20~~ DETAIL 20 DELETED

NOTE:
FOR FREEWAY APPLICATION ONLY

NO PASSING ZONES-TWO DIRECTION



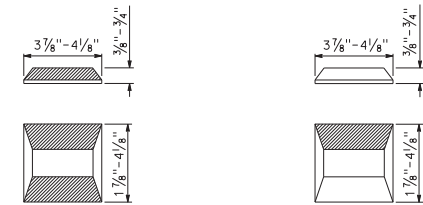
~~DETAIL 23~~ DETAIL 23 DELETED

LEGEND

- MARKERS**
- TYPE C RED-REFLECTIVE RETROREFLECTIVE
 - ▣ TYPE D TWO-WAY YELLOW RETROREFLECTIVE
 - ▤ TYPE G ONE-WAY CLEAR RETROREFLECTIVE
 - ▥ TYPE H ONE-WAY YELLOW RETROREFLECTIVE

LINES

- ▭ 6" WHITE
- ▨ 6" YELLOW



TYPE C AND TYPE D TYPE G AND TYPE H

▨ RETROREFLECTIVE FACE

STATE OF CALIFORNIA
DEPARTMENT OF TRANSPORTATION

**PAVEMENT MARKERS
AND TRAFFIC LINES
TYPICAL DETAILS**

NO SCALE

A20A

DIST	COUNTY	ROUTE	POST MILES TOTAL PROJECT	SHEET NO.	TOTAL SHEETS

Atifa Ferouz
REGISTERED CIVIL ENGINEER

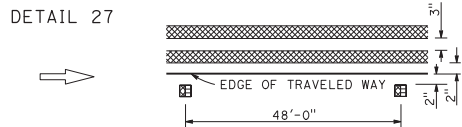
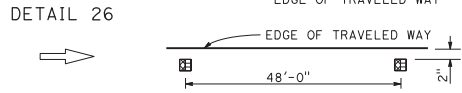
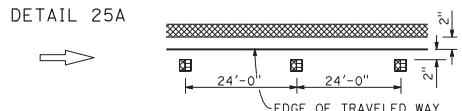
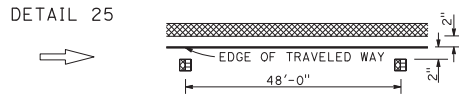
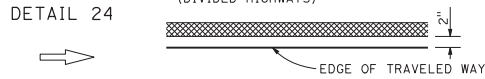
May 31, 2018
PLANS APPROVAL DATE

Atifa Ferouz
No. C80402
Exp. 3-31-19
CIVIL
STATE OF CALIFORNIA

THE STATE OF CALIFORNIA OR ITS OFFICERS OR AGENTS SHALL NOT BE RESPONSIBLE FOR THE ACCURACY OR COMPLETENESS OF SCANNED COPIES OF THIS PLAN SHEET.

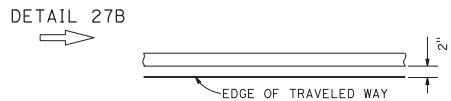
LEFT EDGELINES

(DIVIDED HIGHWAYS)

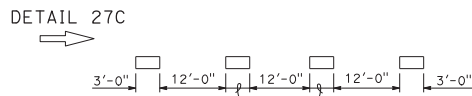


RIGHT EDGELINES

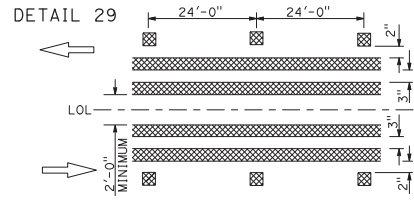
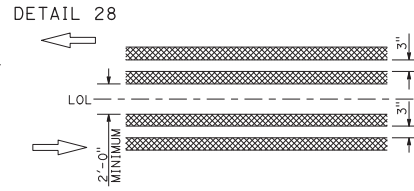
DETAIL 27A DETAIL 27A DELETED



RIGHT EDGELINE EXTENSION THROUGH INTERSECTIONS

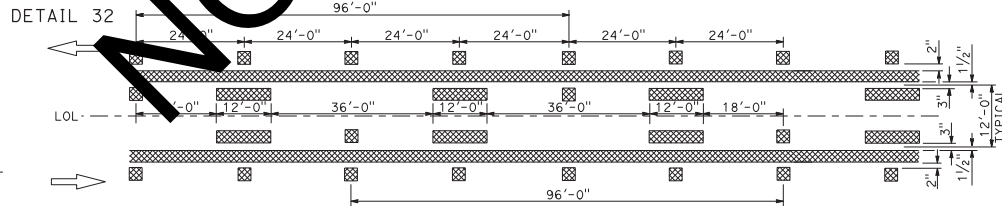
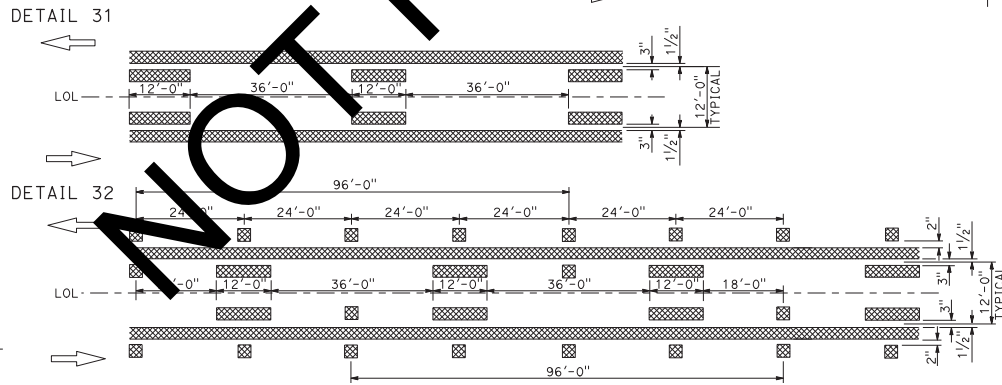


MEDIAN ISLANDS



DETAIL 30 DETAIL 30 DELETED

TWO-WAY LEFT TURN LINES



DETAIL 33 DETAIL 33 DELETED

LEGEND

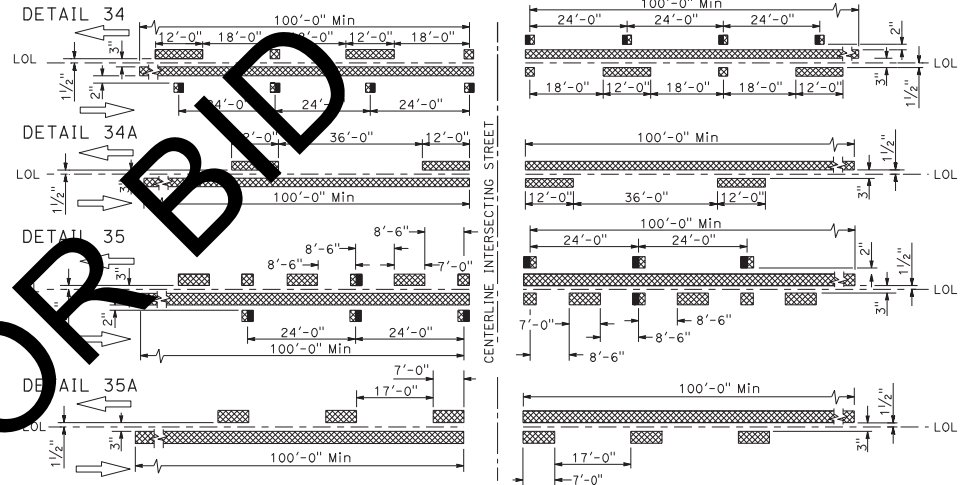
MARKERS

- TYPE D TWO-WAY YELLOW RETROREFLECTIVE
- TYPE H ONE-WAY YELLOW RETROREFLECTIVE
- TYPE RY RED-YELLOW RETROREFLECTIVE

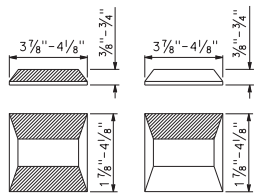
LINES

- 6" WHITE
- 6" YELLOW

INTERSECTION TREATMENTS



MARKER DETAILS



TYPE RY AND TYPE D TYPE H

RETROREFLECTIVE FACE

STATE OF CALIFORNIA DEPARTMENT OF TRANSPORTATION

PAVEMENT MARKERS AND TRAFFIC LINES TYPICAL DETAILS

NO SCALE

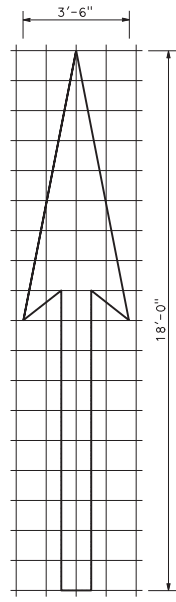
A 20B

DIST	COUNTY	ROUTE	POST MILES TOTAL PROJECT	SHEET NO.	TOTAL SHEETS

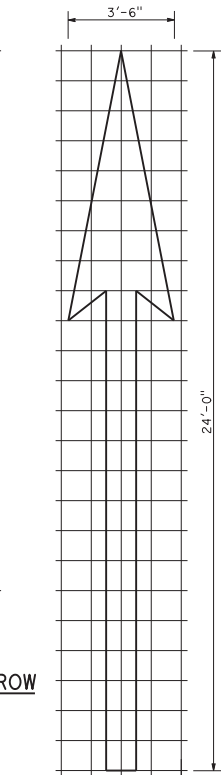
Atifa Ferouz
REGISTERED CIVIL ENGINEER
No. C80402
EXP. 3-31-19
CIVIL

APPROVAL DATE
May 31, 2018

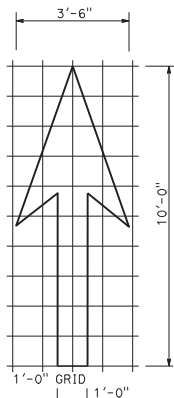
THE STATE OF CALIFORNIA OR ITS OFFICERS OR AGENTS SHALL NOT BE RESPONSIBLE FOR THE ACCURACY OR COMPLETENESS OF SCANNED COPIES OF THIS PLAN SHEET.



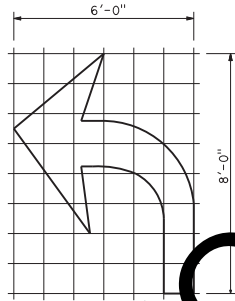
TYPE I 18'-0" ARROW



TYPE I 24'-0" ARROW

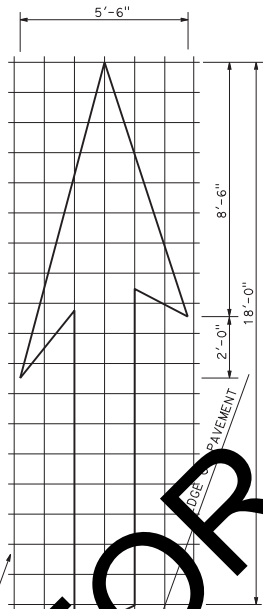


TYPE I 10'-0" ARROW

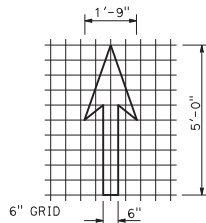


TYPE IV ARROW
(For Type IV (L) arrow, use mirror image)


NOTE:
Minor variations in dimensions may be accepted by the Engineer.



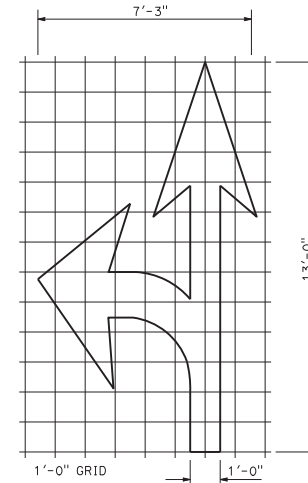
TYPE VI ARROW
Right lane drop arrow
(For left lane, use mirror image)



BIKE LANE ARROW



TYPE VIII ARROW



TYPE VII (L) ARROW
(For Type VII (R) arrow, use mirror image)

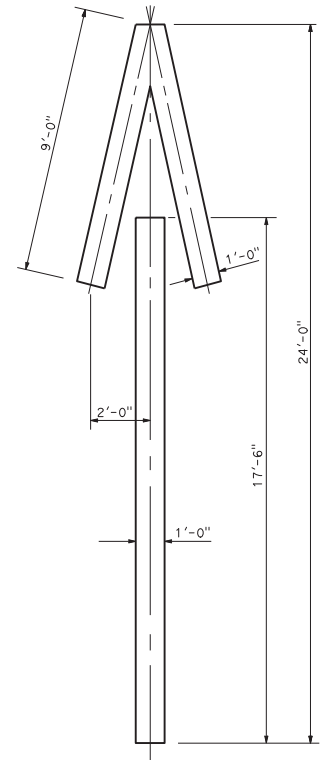
DIST	COUNTY	ROUTE	POST MILES TOTAL PROJECT	SHEET NO.	TOTAL SHEETS

Atifa Ferouz
REGISTERED CIVIL ENGINEER

May 31, 2018
PLANS APPROVAL DATE

Atifa Ferouz
REGISTERED PROFESSIONAL ENGINEER
No. C80402
Exp. 3-31-19
CIVIL
STATE OF CALIFORNIA

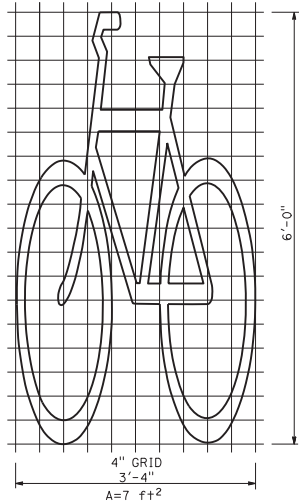
THE STATE OF CALIFORNIA OR ITS OFFICERS OR AGENTS SHALL NOT BE RESPONSIBLE FOR THE ACCURACY OR COMPLETENESS OF SCANNED COPIES OF THIS PLAN SHEET.



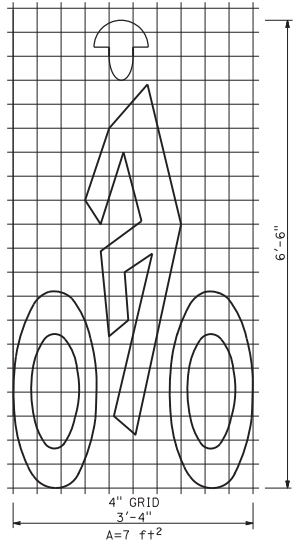
TYPE V ARROW

STATE OF CALIFORNIA
DEPARTMENT OF TRANSPORTATION
**PAVEMENT MARKINGS
ARROWS**
NO SCALE

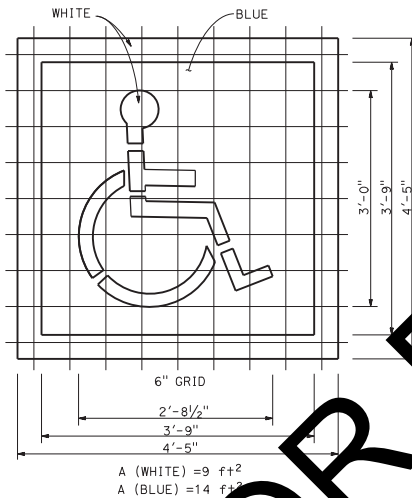
A24A




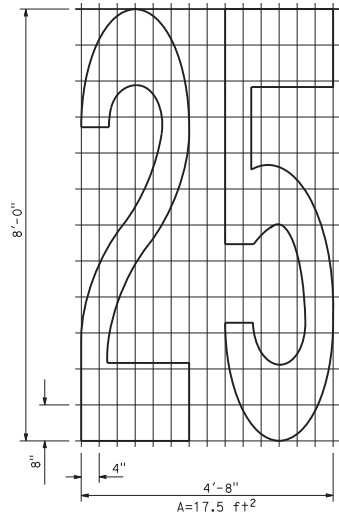
**BIKE LANE SYMBOL
WITHOUT PERSON**



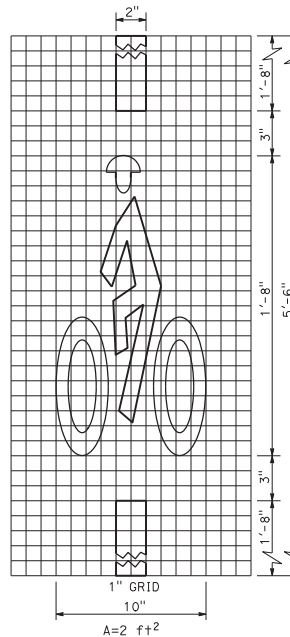

**BIKE LANE SYMBOL
WITH PERSON**



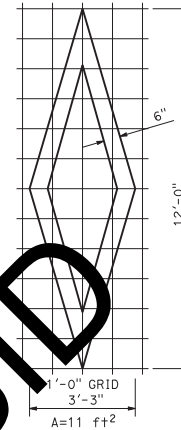
**INTERNATIONAL SYMBOL
OF ACCESSIBILITY (ISA) MARKING**



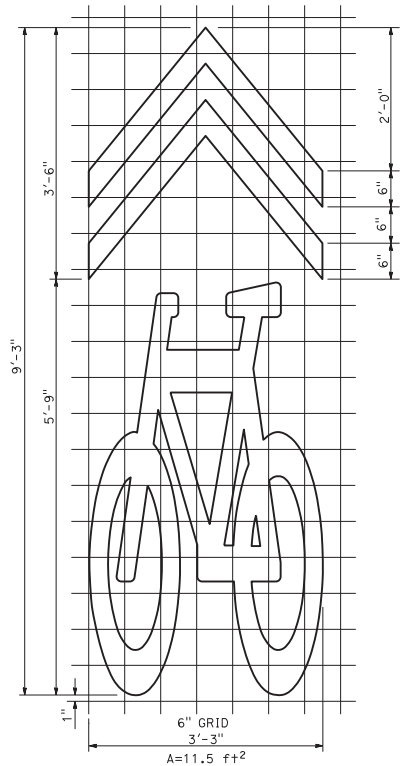
NUMERALS



**BIKE LOOP
DETECTOR SYMBOL**



DIAMOND SYMBOL



SHARED ROADWAY BICYCLE MARKING

STATE OF CALIFORNIA
DEPARTMENT OF TRANSPORTATION
**PAVEMENT MARKINGS
SYMBOLS AND NUMERALS**

NO SCALE

A 24C

Dist	COUNTY	ROUTE	POST MILES TOTAL PROJECT	SHEET NO.	TOTAL SHEETS

Atifa Ferouz
REGISTERED CIVIL ENGINEER

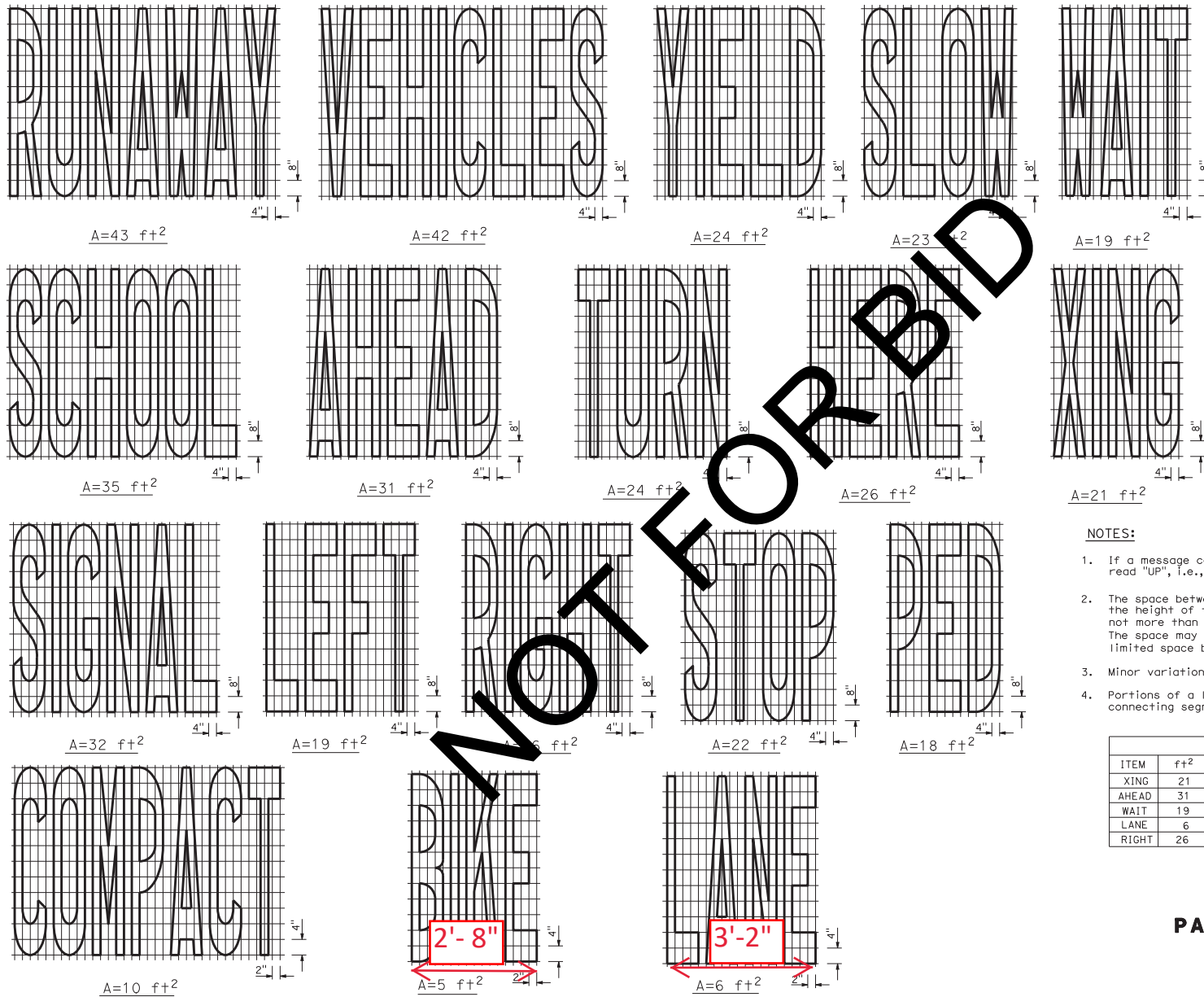
May 31, 2018
PLANS APPROVAL DATE

Atifa Ferouz
No. C80402
Exp. 3-31-19
REGISTERED PROFESSIONAL ENGINEER
CIVIL
STATE OF CALIFORNIA

THE STATE OF CALIFORNIA OR ITS OFFICERS OR AGENTS SHALL NOT BE RESPONSIBLE FOR THE ACCURACY OR COMPLETENESS OF SCANNED COPIES OF THIS PLAN SHEET.

NOTE:

Minor variations in dimensions may be accepted by the Engineer.



Dist	COUNTY	ROUTE	POST MILES TOTAL PROJECT	SHEET No.	TOTAL SHEETS

Atifa Ferouz
REGISTERED CIVIL ENGINEER

May 31, 2018
PLANS APPROVAL DATE

Atifa Ferouz
No. C80402
Exp. 3-31-19
CIVIL
REGISTERED PROFESSIONAL ENGINEER
STATE OF CALIFORNIA

THE STATE OF CALIFORNIA OR ITS OFFICERS OR AGENTS SHALL NOT BE RESPONSIBLE FOR THE ACCURACY OR COMPLETENESS OF SCANNED COPIES OF THIS PLAN SHEET.

NOTES:

1. If a message consists of more than one word, it must read "UP", i.e., the first word must be nearest the driver.
2. The space between words must be at least four times the height of the characters for low speed roads, but not more than ten times the height of the characters. The space may be reduced appropriately where there is limited space because of local conditions.
3. Minor variations in dimensions may be accepted by the Engineer.
4. Portions of a letter, number or symbol may be separated by connecting segments not to exceed 2" in width.

WORD MARKINGS					
ITEM	f+2	ITEM	f+2	ITEM	f+2
XING	21	YIELD	24	BIKE	5
AHEAD	31	SCHOOL	35	SLOW	23
WAIT	19	SIGNAL	32	STOP	22
LANE	6	TURN	24	LEFT	19
RIGHT	26	HERE	26	VEHICLES	42

STATE OF CALIFORNIA
DEPARTMENT OF TRANSPORTATION
**PAVEMENT MARKINGS
WORDS**

NO SCALE

A 24D

Dist	COUNTY	ROUTE	POST MILES TOTAL PROJECT	SHEET No.	TOTAL SHEETS

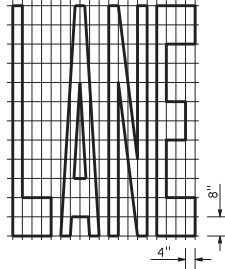
Atifa Ferouz
REGISTERED CIVIL ENGINEER

May 31, 2018
PLANS APPROVAL DATE

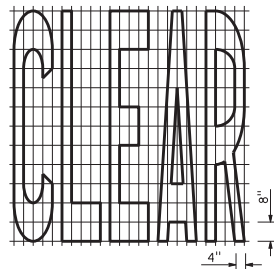
No. C80402
Exp. 3-31-19
CIVIL

REGISTERED PROFESSIONAL ENGINEER
STATE OF CALIFORNIA

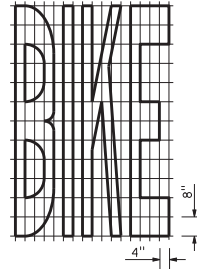
THE STATE OF CALIFORNIA OR ITS OFFICERS OR AGENTS SHALL NOT BE RESPONSIBLE FOR THE ACCURACY OR COMPLETENESS OF SCANNED COPIES OF THIS PLAN SHEET.



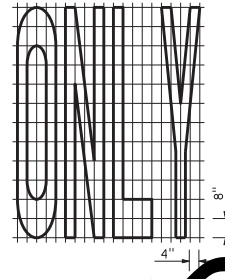
A=24 f+2



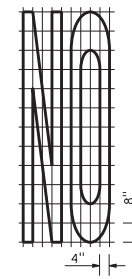
A=27 f+2



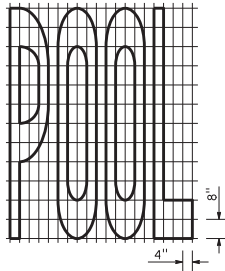
A=21 f+2



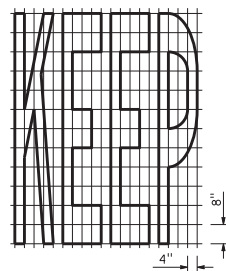
A=22 f+2




A=14 f+2




A=23 f+2




A=24 f+2



A=20 f+2



A=16 f+2

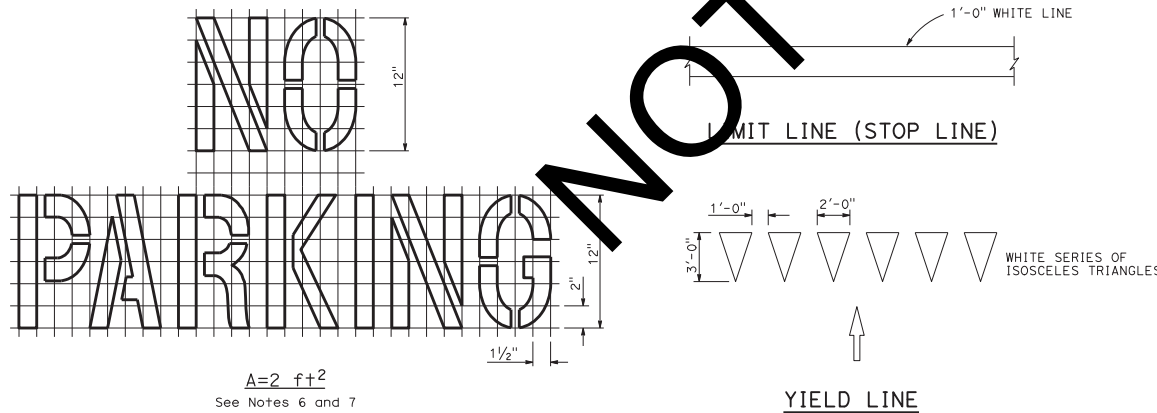


A=17 f+2

WORD MARKINGS			
ITEM	f+2	ITEM	f+2
LANE	24	NO	14
POOL	23	BIKE	21
CAR	17	BUS	20
CLEAR	27	ONLY	22
KEEP	24	FWY	16

NOTES:

1. If a message consists of more than one word, it must read "UP", i.e., the first word must be nearest the driver.
2. The space between words must be at least four times the height of the characters for low speed roads, but not more than ten times the height of the characters. The space may be reduced appropriately where there is limited space because of local conditions.
3. Minor variations in dimensions may be accepted by the Engineer.
4. Portions of a letter, number or symbol may be separated by connecting segments not to exceed 2" in width.
5. The words "NO PARKING" pavement marking is to be used for parking facilities. For typical locations of markings, see Standard Plans A90A and A90B.
6. The words "NO PARKING", shall be painted in white letters no less than 1'-0" high on a contrasting background and located so that it is visible to traffic enforcement officials.



A=2 f+2
See Notes 6 and 7

YIELD LINE

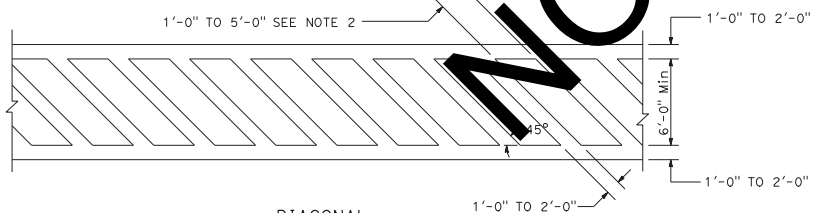
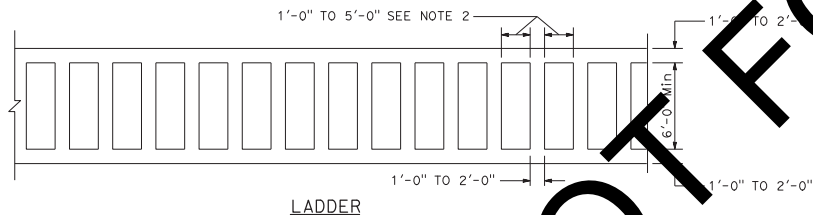
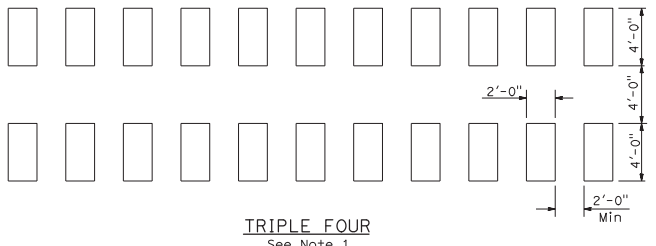
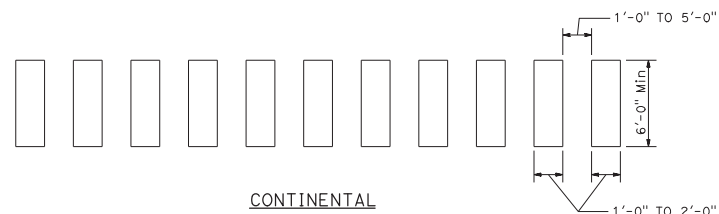
STATE OF CALIFORNIA
DEPARTMENT OF TRANSPORTATION
**PAVEMENT MARKINGS
WORDS, LIMIT AND YIELD LINES**

NO SCALE


A 24E

DIST	COUNTY	ROUTE	POST MILES TOTAL PROJECT	SHEET NO.	TOTAL SHEETS

Atifa Ferouz
 REGISTERED CIVIL ENGINEER
 May 31, 2018
 PLANS APPROVAL DATE
 No. C80402
 Exp. 3-31-19
 CIVIL
 STATE OF CALIFORNIA



HIGHER VISIBILITY CROSSWALKS



NOTES:

1. Spaces between markings must be placed in wheel tracks of each lane.
2. Spacings not to exceed 2.5 times width of longitudinal line.
3. All crosswalk markings must be white except those near schools must be yellow.

NOT FOR BID

STATE OF CALIFORNIA
 DEPARTMENT OF TRANSPORTATION
**PAVEMENT MARKINGS
 CROSSWALKS**
 NO SCALE

A24F

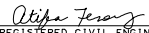
DIST	COUNTY	ROUTE	POST MILES TOTAL PROJECT	SHEET TOTAL No. SHEETS
 REGISTERED CIVIL ENGINEER				
May 31, 2018 PLANS APPROVAL DATE				
Atifa Ferouz No. C80402 Exp. 3-31-19 CIVIL				
<small>THE STATE OF CALIFORNIA OR ITS OFFICERS OR AGENTS SHALL NOT BE RESPONSIBLE FOR THE ACCURACY OR COMPLETENESS OF SCANNED COPIES OF THIS PLAN SHEET.</small>				

TABLE 1

SPEED (S)	MINIMUM TAPER LENGTH * FOR WIDTH OF OFFSET 12 FEET (W)				MAXIMUM CHANNELIZING DEVICE SPACING		
	TANGENT 2L	MERGING L	SHIFTING L/2	SHOULDER L/3	X	Y	Z **
					TAPER	TANGENT	CONFLICT
mph	ft	ft	ft	ft	ft	ft	ft
20	160	80	40	27	20	40	10
25	250	125	63	42	25	50	12
30	360	180	90	60	30	60	15
35	490	245	123	82	35	70	17
40	640	320	160	107	40	80	20
45	1080	540	270	180	45	90	22
50	1200	600	300	200	50	100	25
55	1320	660	330	220	50	100	25
60	1440	720	360	240	50	100	25
65	1560	780	390	260	50	100	25
70	1680	840	420	280	50	100	25
75	1800	900	450	300	50	100	25

* - For other offsets, use the following merging taper length formula for L:
 For speed of 40 mph or less, $L = WS^2/60$
 For speed of 45 mph or more, $L = WS$

Where: L = Taper length in feet
 W = Width of offset in feet

S = Posted speed limit, off-peak 85th-percentile speed prior to work starting, or the anticipated operating speed in mph

** - Use for taper and tangent sections where there are no pavement markings, or where there is a conflict between existing pavement markings and channelizers (CA).

TABLE 2

SPEED *	Min D **	DOWNGRADE ***		
		-3%	-6%	-9%
		ft	ft	ft
mph	ft	ft	ft	ft
20	115	116	126	126
25	155	165	173	173
30	200	205	215	227
35	265	277	271	287
40	335	347	333	354
45	410	423	400	427
50	490	505	474	507
55	575	590	553	593
60	665	680	638	686
65	760	775	728	785
70	860	875	825	891
75	965	980	927	1003

* - Speed is posted speed limit, off-peak 85th-percentile speed prior to work starting, or the anticipated operating speed in mph

** - Longitudinal buffer space or flagger station spacing

*** - Use on sustained downgrade steeper than -3 percent and longer than 1 mile.

TABLE 3

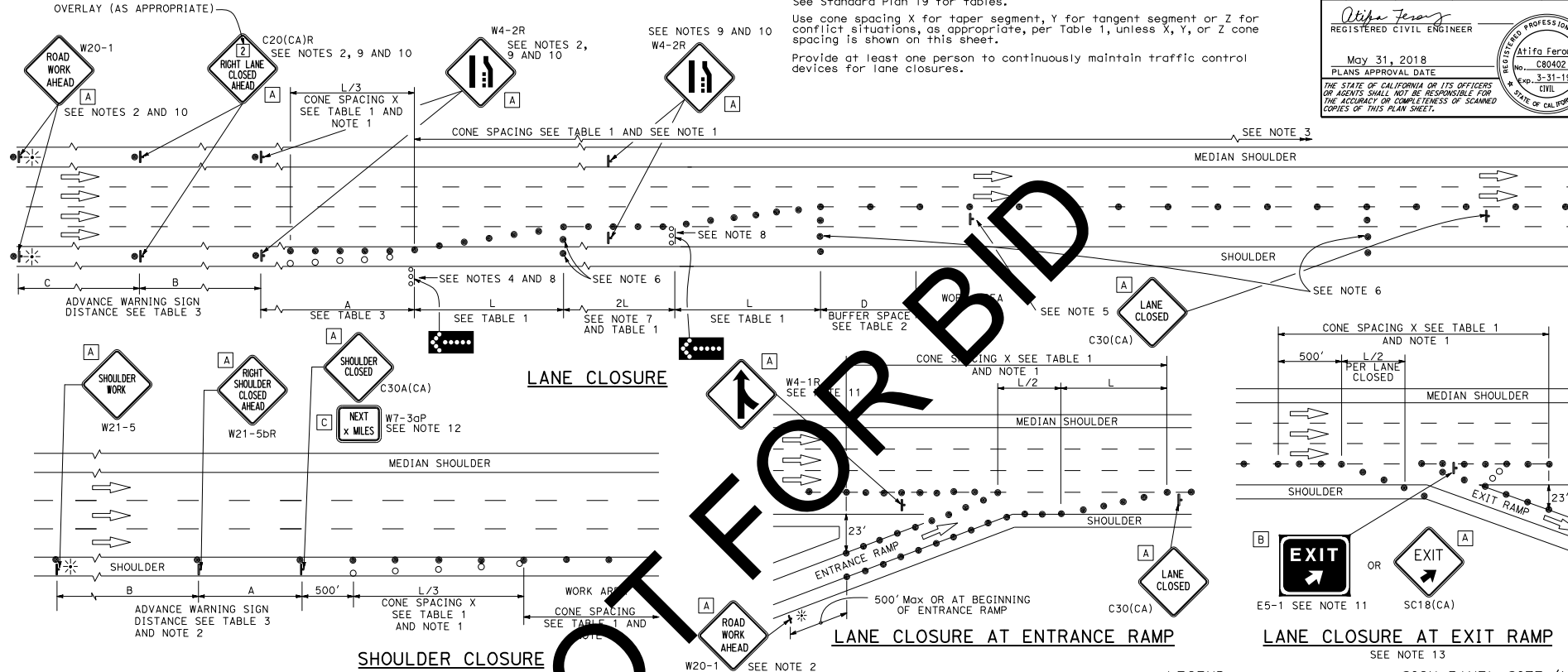
ROAD TYPE	DISTANCE BETWEEN SIGNS *		
	A	B	C
	ft	ft	ft
URBAN - 25 mph OR LESS	100	100	100
URBAN - MORE THAN 25 mph TO 40 mph	250	250	250
URBAN - MORE THAN 40 mph	350	350	350
RURAL	500	500	500
EXPRESSWAY / FREEWAY	1000	1500	2640

* - The distances are approximate, are intended for guidance purposes only, and should be applied with engineering judgment. These distances should be adjusted by the Engineer for field conditions, if necessary, by increasing or decreasing the recommended distances.

STATE OF CALIFORNIA
 DEPARTMENT OF TRANSPORTATION

**TRAFFIC CONTROL SYSTEM TABLES
 FOR LANE AND RAMP CLOSURES**

NO SCALE



- NOTES:**
1. Portable delineators placed at one-half the spacing indicated for traffic cones may be used instead of cones for daytime closures only.
 2. Each advance warning sign shall be equipped with at least two flags for daytime closure. Each flag shall be at least 16" x 16" in size and shall be orange or fluorescent red-orange in color. Flashing beacons shall be placed at the locations indicated for lane closure during hours of darkness.
 3. A C20-2 "END ROAD WORK" sign, with minimum size of 48" x 24" as appropriate, shall be placed at the end of the lane closure unless the end of work area is obvious or ends within the larger project's limits.
 4. A minimum 1500' sight distance shall be provided where possible for vehicles approaching the first flashing arrow sign. Lane closures shall not begin at the top of crest vertical curve or on a horizontal curve.

5. Place a C30(CA) sign every 1000' throughout length of lane closure.
6. A minimum of 3 cones shall be placed transversely across each closed lane and shoulder at each location where a taper occurs. A traffic lane ends and every 1000' as shown on "Lane Closure" detail. Two type II barricades may be used instead of the 3 cones. The transverse alignment of the cones or barricades on the closed shoulder may be shifted from the transverse alignment to provide access to the work.
7. The 2L tangent shown along lane lines shall be used between the L tapers required for each closed traffic lane.
8. Use one flashing arrow sign for each lane closed. The flashing arrow sign shall be Type I.
9. Median lane closures shall conform to the details as shown except that C20(CA)L and W4-2L signs shall be used.

NOTES:

See Standard Plan T9 for tables.

Use cone spacing X for taper segment, Y for tangent segment or Z for conflict situations, as appropriate, per Table 1, unless X, Y, or Z cone spacing is shown on this sheet.

Provide at least one person to continuously maintain traffic control devices for lane closures.

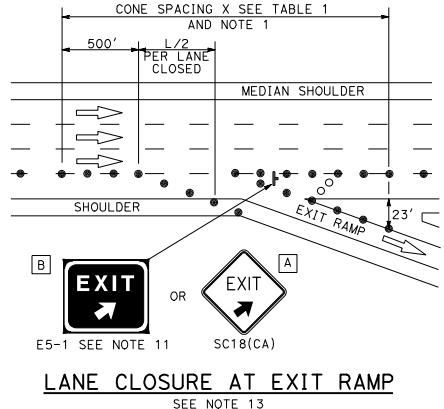
D16+	COUNTY	ROUTE	POST MILES TOTAL PROJECT	SHEET TOTAL No. SHEETS
------	--------	-------	--------------------------	------------------------

Atifa Ferouz
REGISTERED CIVIL ENGINEER

May 31, 2018
PLANS APPROVAL DATE

THE STATE OF CALIFORNIA OR ITS OFFICERS OR AGENTS SHALL NOT BE RESPONSIBLE FOR THE ACCURACY OR COMPLETENESS OF SCANNED COPIES OF THIS PLAN SHEET.

Atifa Ferouz
No. C80402
EXP. 3-31-19
REGISTERED PROFESSIONAL ENGINEER
CIVIL
STATE OF CALIFORNIA



LEGEND

- TRAFFIC CONE
- TRAFFIC CONE (OPTIONAL TAPER)
- ⊥ TEMPORARY TRAFFIC CONTROL SIGN
- ⬇ FLASHING ARROW SIGN (FAS)
- ☞ FAS SUPPORT OR TRAILER
- ☼ PORTABLE FLASHING BEACON

SIGN PANEL SIZE (Min)

A	48" x 48"
B	72" x 60"
C	36" x 30"

STATE OF CALIFORNIA
DEPARTMENT OF TRANSPORTATION

TRAFFIC CONTROL SYSTEM FOR LANE CLOSURE ON FREEWAYS AND EXPRESSWAYS

NO SCALE

NOTES:

See Standard Plan T9 for tables.

Use cone spacing X for taper segment, Y for tangent segment or Z for conflict situations, as appropriate, per Table 1, unless X, Y, or Z cone spacing is shown on this sheet.

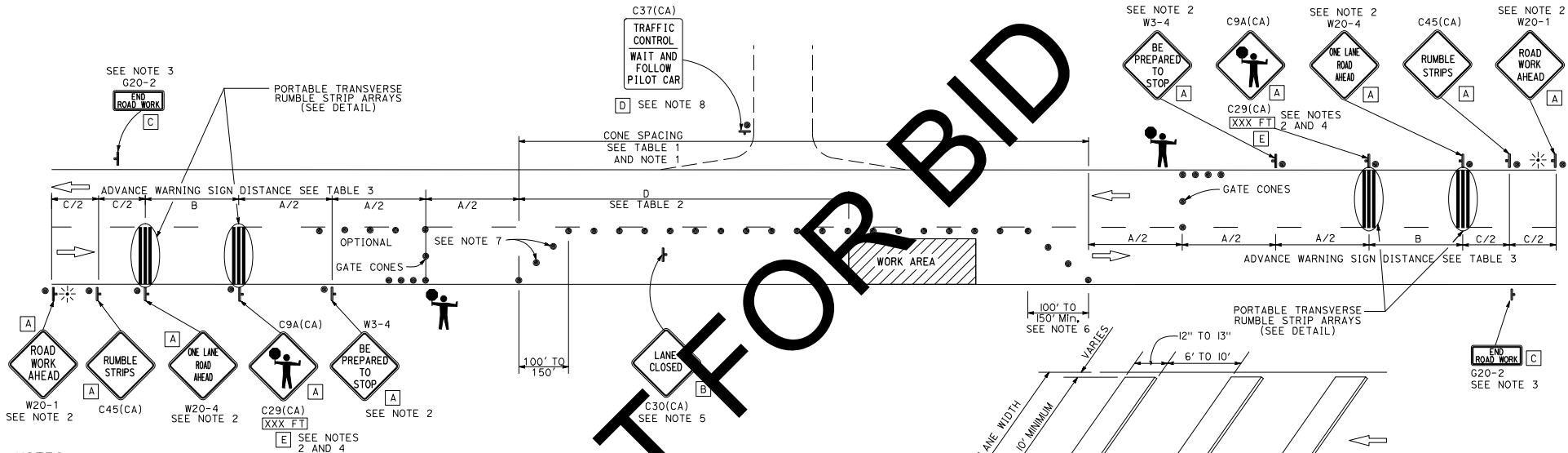
Provide at least one person to continuously maintain traffic control devices for lane closures.

D16+	COUNTY	ROUTE	POST MILES TOTAL PROJECT	SHEET NO.	TOTAL SHEETS

Atifa Ferouz
 REGISTERED CIVIL ENGINEER
 No. C80402
 EXP. 3-31-19
 CIVIL
 STATE OF CALIFORNIA

May 31, 2018
 PLANS APPROVAL DATE
 THE STATE OF CALIFORNIA OR ITS OFFICERS OR AGENTS SHALL NOT BE RESPONSIBLE FOR THE ACCURACY OR COMPLETENESS OF SCANNED COPIES OF THIS PLAN SHEET.

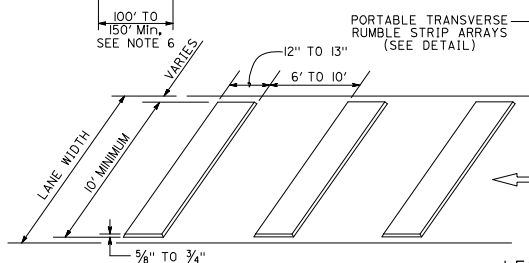
TYPICAL LANE CLOSURE WITH REVERSIBLE CONTROL



NOTES:

- Portable delineators placed at one-half the spacing indicated for traffic cones may be used instead of cones for daytime closures only.
- Each advance warning sign shall be equipped with at least two flags for daytime closure. Each flag shall be at least 16" x 16" in size and shall be orange or fluorescent red-orange in color. Flashing beacons shall be placed at the locations indicated for lane closure during hours of darkness.
- A G20-2 "END ROAD WORK" sign, shall be placed at the end of the lane closure unless the end of work area is obvious or ends within the larger project's limits.
- An optional C29(CA) sign may be placed below the C9A(CA) sign.
- Place C30(CA) "LANE CLOSED" sign at 500' to 1000' intervals throughout extended work area. They are optional if the work area is visible from the flagger station.
- Length may be reduced by the Engineer to address site conditions.
- Either traffic cones or barricades shall be placed on the taper. Barricades shall be Type I, II, or III.
- When a pilot car is used, place a C37(CA) "TRAFFIC CONTROL-WAIT AND FOLLOW PILOT CAR" sign with black legend on white background at all intersections, driveways and alleys without a flagger within the traffic control area.

NOT FOR BID



LEGEND

- TRAFFIC CONE
- ⊥ TEMPORARY TRAFFIC CONTROL SIGN
- ⚡ PORTABLE FLASHING BEACON
- 👤 FLAGGER

SIGN PANEL SIZE (Min)

A	48" x 48"
B	30" x 30"
C	36" x 18"
D	36" x 42"
E	20" x 7"

STATE OF CALIFORNIA
 DEPARTMENT OF TRANSPORTATION
**TRAFFIC CONTROL SYSTEM
 FOR LANE CLOSURE ON
 TWO LANE CONVENTIONAL
 HIGHWAYS**
 NO SCALE

2018 STANDARD PLAN T13

Note: The contractor shall take all necessary measurements and photos of all existing traffic control devices including stripes, pavement markings, and channelizers prior to their removal. The purpose for measurements and photos is to establish a record of existing traffic control devices. The record shall be used for repainting and applying traffic stripes and pavement markings. The pavement markings and traffic striping shall be repainted and applied per as directed by the engineer and per the "Paint Pavement Markings sections of these Special Provisions.

Provide centerline and edge line breaks at all listed intersections as directed by Engineers.

**1. AGATE ROAD - (JENNY ST N/GREENWOOD ST)
STRIPING AND PAVEMENT MARKING LOCATIONS
SEQUENCE 010**

TCD TYPE	DESCRIPTION	START	END	DIR	REMARKS
Intersection	CO MAINT ROAD-ISECTN	ZZ	0.000	0.000	JENNY ST
Pavement Marking	12" White Limit Line	SB	0.004	0.000	N,JENNY ST
Pavement Marking	STOP	SB	0.006	0.000	N,JENNY ST
Intersection	CO MAINT ROAD-ISECTN	ZZ	0.130	0.000	GREENWOOD STREET

**2. JENNY STREET - (ESCONDIDO AVE E .11M)
STRIPING AND PAVEMENT MARKING LOCATIONS
SEQUENCE 070**

TCD TYPE	DESCRIPTION	START	END	DIR	REMARKS
Intersection	CO MAINT ROAD-ISECTN	NS	0.000	0.000	ESCONDIDO AVE-BEG
Pavement Marking	12" White Limit Line	WB	0.004	0.000	E,ESCONDIDO AVE
Pavement Marking	STOP	WB	0.006	0.000	30FT E,ESCONDIDO AVE
Pavement Marking	STOP AHEAD	WB	0.103	0.000	540FT E,ESCONDIDO AVE
0	END TCD INVENTORY RTE	ZZ	0.110	0.000	END,MAINTENANCE

**3. JENNY STREET - (.11M E,ESCONDIDO AVE E/.10M W, FUENTE)
STRIPING AND PAVEMENT MARKING LOCATIONS
SEQUENCE 080**

TCD TYPE	DESCRIPTION	START	END	DIR	REMARKS
0	BEGINNING OF TCD INVENTORY RTE	EW	0.000	0.000	.11M E,ESCONDIDO AVE
Intersection	CO MAINT ROAD-ISECTN	NS	0.050	0.000	AFTON AVE
Intersection	CO MAINT ROAD-ISECTN	NS	0.237	0.000	AGATE RD
Pavement Marking	STOP AHEAD	EB	0.282	0.000	235FT E,AGATE RD
0	END TCD INVENTORY RTE	EW	0.310	0.000	385FT E,AGATE RD

SAN BERNARDINO COUNTY DEPARTMENT OF PUBLIC WORKS	
TRAFFIC DIVISION	
PREP. BY: EV	DATE: 10/3/2022
AREA: OKH	YARD: 11
Page 1 of 33	

**4. KOURIE WAY - (JENNY ST N/FARMINGTON ST)
STRIPING AND PAVEMENT MARKING LOCATIONS
SEQUENCE 005**

TCD TYPE	DESCRIPTION	START	END	DIR	REMARKS
Intersection	CO MAINT ROAD-ISECTN	ZZ	0.000	0.000	JENNY ST
Intersection	CO MAINT ROAD-ISECTN	ZZ	0.190	0.000	FARMINGTON ST

**5. KOURIE WAY - (FARMINGTON ST N/RANCHERO ST)
STRIPING AND PAVEMENT MARKING LOCATIONS
SEQUENCE 010**

TCD TYPE	DESCRIPTION	START	END	DIR	REMARKS
Intersection	CO MAINT ROAD-ISECTN	ZZ	0.000	0.000	FARMINGTON ST-BEG
¹ Detail 21	NO PASSING DOUBLE YELLOW	NS	0.005	0.027	FARMINGTON ST N115FT
¹ Detail 27B	6" WHITE RIGHT EDGE LINE	NB	0.005	0.489	FARMINGTON ST N/RANCHERO ST
¹ Detail 27B	6" WHITE RIGHT EDGE LINE	SB	0.005	0.489	FARMINGTON ST N/RANCHERO ST
³ Detail 5	6" DASH YEL CL 45MPH OR GREATER	NS	0.027	0.230	140FT N, FARMINGTON ST N.203M
^{1,2} Detail 21	NO PASSING DOUBLE YELLOW	NS	0.230	0.490	115FT S, CROMDALE ST N/RANCHERO ST
Intersection	NON-MAINT ROAD-CO	ZZ	0.252	0.000	CROMDALE ST
Intersection	NON-MAINT ROAD-CO	ZZ	0.269	0.000	EMERSON RD
Pavement Marking	STOP AHEAD	NB	0.381	0.000	63FT N, EMERSON RD
Pavement Marking	STOP	NB	0.487	0.000	S, RANCHERO ST
Pavement Marking	12" White Limit Line	NB	0.490	0.000	S, RANCHERO ST
Intersection	CITY ST-ISECTN	ZZ	0.500	0.000	RANCHERO ST

1. Provide centerline and edge line breaks at all listed intersections as directed by Engineers
2. Existing passing stripe to be replaced with double yellow stripe
3. Increased dashed yellow length

**6. OAK HILL ROAD - (.13M N, EL CENTRO RD N/MESQUITE ST)
STRIPING AND PAVEMENT MARKING LOCATIONS
SEQUENCE 050**

TCD TYPE	DESCRIPTION	START	END	DIR	REMARKS
0	BEGINNING OF TCD INVENTORY RTE	ZZ	0.000	0.000	BEG, MAINT-.13M N, EL CENTRO RD
¹ Detail 21	NO PASSING DOUBLE YELLOW	NS	0.000	0.375	.13M N, EL CENTRO RD N/MESQUITE
Intersection	NON-MAINT ROAD-CO	ZZ	0.142	0.000	MISSION ST-ES
Pavement Marking	STOP AHEAD	NB	0.250	0.000	370FT S, PERRIS CIRCLE
Pavement Marking	SPEED LIMIT 45	SB	0.354	0.000	138FT S, MESQUITE ST
Pavement Marking	STOP	NB	0.372	0.000	S, MESQUITE ST
Pavement Marking	12" White Limit Line	NB	0.375	0.000	S, MESQUITE ST
0	END TCD INVENTORY RTE	EW	0.380	0.000	MESQUITE STREET

1. Provide centerline and edge line breaks at all listed intersections as directed by Engineers

SAN BERNARDINO COUNTY DEPARTMENT OF PUBLIC WORKS	
TRAFFIC DIVISION	
PREP. BY: EV	DATE: 10/3/2022
AREA: OKH	YARD: 11
Page 2 of 33	

**7. PYTHAGORAS ROAD - (.01M S,JENNY ST N/JENNY ST)
STRIPING AND PAVEMENT MARKING LOCATIONS
SEQUENCE 010**

TCD TYPE	DESCRIPTION	START	END	DIR	REMARKS
0	BEGINNING OF TCD INVENTORY RTE	ZZ	0.000	0.000	53FT S, JENNY ST
Intersection	CO MAINT ROAD-ISECTN	ZZ	0.010	0.000	JENNY ST-END

**8. CEDAR STREET - (.07M E, ESCONDIDO AVE E/.06M E, CEDAR LN)
STRIPING AND PAVEMENT MARKING LOCATIONS
SEQUENCE 006**

TCD TYPE	DESCRIPTION	START	END	DIR	REMARKS
Intersection	CO MAINT ROAD-ISECTN	ZZ	0.025	0.000	VALLEY VIEW DR
Intersection	CITY ST-ISECTN	ZZ	0.151	0.000	LONG VIEW DR
Intersection	CO MAINT ROAD-ISECTN	ZZ	0.309	0.000	CEDAR LN
0	END TCD INVENTORY RTE	ZZ	0.370	0.000	END,SEQ-325FT E,CEDAR LN

**9. ESCONDIDO AVENUE - (FARMINGTON ST N/RANCHERO RD)
STRIPING AND PAVEMENT MARKING LOCATIONS
SEQUENCE 020**

TCD TYPE	DESCRIPTION	START	END	DIR	REMARKS
Intersection	CO MAINT ROAD-ISECTN	EW	0.000	0.000	FARMINGTON ST-BEG
¹ Detail 27B	6" WHITE RIGHT EDGE LINE	NB	0.004	0.477	FARMINGTON ST N/RANCHERO ST
¹ Detail 27B	6" WHITE RIGHT EDGE LINE	SB	0.004	0.477	FARMINGTON ST N/RANCHERO ST
^{1,2} Detail 21	NO PASSING DOUBLE YELLOW	NS	0.004	0.353	FARMINGTON ST N 0.35M
Intersection	NON-MAINT ROAD-CO	ZZ	0.125	0.000	BUFFALO RD
Intersection	NON-MAINT ROAD-CO	ZZ	0.253	0.000	CROMDALE ST WS,ROAD
Detail 22	NO PASSING DOUBLE YELLOW	NS	0.353	0.466	670FT S,RANCHERO N 586FT
Detail 38	8" WHITE CHANNELIZING LINE W/RPMS - LEFT TURN LANE	NS	0.445	0.466	185FT S, RANCHERO N 110
Detail 38	8" WHITE CHANNELIZING LINE W/RPMS - RIGHT TURN LANE	NS	0.445	0.466	185FT S, RANCHERO N 110
Pavement Marking	8" WHITE HATCH MRKGS	NS	0.449	0.460	170FT S, RANCHERO RD N 60FT
Pavement Marking	TYPE IV LEFT TURN ARROW	NS	0.447		175FT S,/RANCHERO RD
Pavement Marking	TYPE IV RIGHT TURN ARROW	NS	0.447		175FT S,/RANCHERO RD
Pavement Marking	TYPE I ARROW,STR AHEAD	NS	0.447		175FT S,/RANCHERO RD
Pavement Marking	TYPE IV LEFT TURN ARROW	NS	0.464		92FT S,/RANCHERO RD
Pavement Marking	TYPE IV RIGHT TURN ARROW	NS	0.464		92FT S,/RANCHERO RD
Pavement Marking	TYPE I ARROW,STR AHEAD	NS	0.464		92FT S,/RANCHERO RD
Pavement Marking	WHITE CROSSWALK	NB	0.464	0.000	S,RANCHERO ST
Intersection	CO MAINT ROAD-ISECTN	EW	0.480	0.000	RANCHERO ST

1. Provide centerline and edge line breaks at all listed intersections as directed by Engineers
2. Increased length of double yellow stripe.

SAN BERNARDINO COUNTY DEPARTMENT OF PUBLIC WORKS	
TRAFFIC DIVISION	
PREP. BY: EV	DATE: 10/3/2022
AREA: OKH	YARD: 11
Page 3 of 33	

**10. ESCONDIDO AVENUE - (RANCHERO RD N/CEDAR ST)
STRIPING AND PAVEMENT MARKING LOCATIONS
SEQUENCE 030**

TCD TYPE	DESCRIPTION	START	END	DIR	REMARKS
Intersection	CO MAINT ROAD-ISECTN	EW	0.000	0.000	RANCHERO RD
Pavement Marking	WHITE CROSSWALK	NB	0.012	0.000	S,RANCHERO ST
¹ Detail 22	NO PASSING DOUBLE YELLOW W/RPM	NS	0.014	0.179	RANCHERO ROAD /290ft N, WELLS FARGO ST
¹ Detail 27B	6" WHITE RIGHT EDGE LINE	SB	0.005	1.494	RANCHERO ROAD N 1.33MI
Detail 38	8" WHITE CHANNELIZING LINE W/RPMS – LEFT TURN LANE	SB	0.015	0.037	37FTN,RANCHERO STREET N 115FT
Detail 38	8" WHITE CHANNELIZING LINE W/RPMS – RIGHT TURN LANE	SB	0.015	0.057	37FTN,RANCHERO STREET N 222FT
Pavement Marking	TYPE IV LEFT TURN ARROW	SB	0.018	0.000	37FTN,RANCHERO STREET
Pavement Marking	TYPE IV RIGHT TURN ARROW	SB	0.018	0.000	37FTN,RANCHERO STREET
Pavement Marking	TYPE I ARROW,STR AHEAD	SB	0.018	0.000	37FTN,RANCHERO STREET
Pavement Marking	TYPE IV LEFT TURN ARROW	SB	0.035	0.000	37FTN,RANCHERO STREET
Pavement Marking	TYPE IV RIGHT TURN ARROW	SB	0.035	0.000	37FTN,RANCHERO STREET
Pavement Marking	TYPE I ARROW,STR AHEAD	SB	0.035	0.000	37FTN,RANCHERO STREET
Pavement Marking	SPEED LIMIT 50	NB	0.054	0.000	285FT.N,RANCHERO ST
Pavement Marking	TYPE IV RIGHT TURN ARROW	NB	0.053	0.000	285FT. N, RANCHERO STREET
Pavement Marking	TYPE I ARROW,STR AHEAD	NB	0.053	0.000	285FT. N, RANCHERO STREET
Intersection	NON-MAINT ROAD-CO	EW	0.124	0.000	WELLS FARGO STREET
¹ Detail 27B	6" WHITE RIGHT EDGE LINE	NB	0.131	1.249	WELLS FARGO ST N/SAGE ST
¹ Detail 21	NO PASSING DOUBLE YELLOW	NS	0.179	1.023	290FT N, WELLS FARGO ST/124FT N,MESQUITE
Pavement Marking	STOP	EB	0.245	0.000	FEBT RODEO ROAD
Pavement Marking	12" White Limit Line	EB	0.245	0.000	FEBT RODEO ROAD
Intersection	NON-MAINT ROAD-CO	EW	0.250	0.000	RODEO ROAD
Pavement Marking	STOP	WB	0.250	0.000	FWBT RODEO ROAD
Pavement Marking	12" White Limit Line	WB	0.250	0.000	FWBT RODEO ROAD
Intersection	NON-MAINT ROAD-CO	EW	0.376	0.000	LARCH ROAD
Pavement Marking	STOP	WB	0.377	0.000	FWBT LARCH ROAD
Pavement Marking	12" White Limit Line	WB	0.377	0.000	FWBT LARCH ROAD
Pavement Marking	STOP AHEAD	NB	0.415	0.000	208FT N,LARCH AVE
Pavement Marking	SPEED LIMIT 50	SB	0.471	0.000	153FT S,EL CENTRO RD
Detail 38A	8" WHITE CHANNELIZING LINE - LEFT TURN LANE	NB	0.476	0.495	125FT S,EL CENTRO RD N100FT
Pavement Marking	TYPE IV LEFT TURN ARROW	NB	0.477	0.000	120FT S,EL CENTRO RD
Pavement Marking	STOP	NB	0.493	0.000	2-40FT S, EL CENTRO AVE
Pavement Marking	12" White Limit Line	NB	0.495	0.000	S,EL CENTRO AVE

NOT FOR BIDD

SAN BERNARDINO COUNTY DEPARTMENT OF PUBLIC WORKS	
TRAFFIC DIVISION	
PREP. BY: EV	DATE: 10/3/2022
AREA: OKH	YARD: 11
Page 4 of 33	

Intersection	CO MAINT ROAD-ISECTN	EW	0.500	0.000	EL CENTRO ROAD
Pavement Marking	12" White Limit Line	SB	0.508	0.000	N,EL CENTRO AVE
Detail 38A	8" WHITE CHANNELIZING LINE - RIGHT TURN LANE	SB	0.508	0.544	40FT N,EL CENTRO RD N190FT
Detail 38A	8" WHITE CHANNELIZING LINE - LEFT TURN LANE	SB	0.508	0.526	40FT N,EL CENTRO RD N95FT
Pavement Marking	STOP	SB	0.510	0.000	3-50FT N,EL CENTRO AVE
Pavement Marking	TYPE IV RIGHT TURN ARROW	SB	0.526	0.000	135FT N,EL CENTRO RD
Pavement Marking	TYPE IV LEFT TURN ARROW	SB	0.526	0.000	135FT N,EL CENTRO RD
Pavement Marking	TYPE IV RIGHT TURN ARROW	SB	0.544	0.000	230FT N,EL CENTRO RD
Pavement Marking	STOP AHEAD	SB	0.575	0.000	287FT S,FIR ST
Intersection	CO MAINT ROAD-ISECTN	EW	0.629	0.000	FIR STREET (E-LEG)
Pavement Marking	SPEED LIMIT 50	NB	0.639	0.000	50FT N,FIR ST (HIST #555)
Intersection	CO MAINT ROAD-ISECTN	EW	0.750	0.000	MISSION STREET (E-LEG)
Intersection	CO MAINT ROAD-ISECTN	EW	0.878	0.000	PERRIS STREET (E-LEG)
Pavement Marking	STOP AHEAD	NB	0.910	0.000	68FT N,PERRIS STREET
Pavement Marking	SPEED LIMIT 50	SB	0.953	0.000	50FT. S, MESQUITE STREET
Pavement Marking	STOP	NB	0.995	0.000	S,MESQUITE STREET
Pavement Marking	12" White Limit Line	NB	0.997	0.000	S,MESQUITE STREET
Intersection	CO MAINT ROAD-ISECTN	EW	1.000	0.000	MESQUITE STREET
Pavement Marking	12" White Limit Line	SB	1.007	0.000	N,MESQUITE STREET
Detail 5	6" DASH YEL CL 45MPH OR GREATER	NS	1.023	1.227	124FT N, MESQUITE N/120FT S,CEDAR
Pavement Marking	STOP	SB	1.009	0.000	N,MESQUITE STREET
Pavement Marking	STOP AHEAD	SB	1.084	0.000	443FT N,MESQUITE STREET
¹ Detail 21	NO PASSING DOUBLE YELLOW	NS	1.227	1.274	124FT N, MESQUITE N/130FT N,CEDAR
Pavement Marking	12" White Limit Line	EB	1.249	0.000	FEBT SAGE STREET
Pavement Marking	STOP	EB	1.249	0.000	FEBT SAGE STREET
Intersection	NON MAINT ROAD-CO	EW	1.250	0.000	SAGE STREET (COUNTY ON WEST)
Detail 5	6" DASH YEL CL 45MPH OR GREATER	NS	1.274	1.473	130FT N, CEDAR N 1050FT
Pavement Marking	TYPE V MERGING ARROW	SB	1.472	0.000	150FT S,CEDAR STREET
Detail 21	NO PASSING DOUBLE YELLOW	NS	1.473	1.494	124FT N, MESQUITE N/130FT N,CEDAR
Pavement Marking	TYPE VI MERGING ARROW	SB	1.491	0.000	47FT S,CEDAR STREET
Pavement Marking	YELLOW CROSSWALK (BASIC)	EW	1.494	0.000	S,CEDAR STREET
Intersection	CITY ST-ISECTN	EW	1.500	0.000	CEDAR STREET

¹. Provide centerline and edge line breaks at all listed intersections as directed by Engineers

SAN BERNARDINO COUNTY DEPARTMENT OF PUBLIC WORKS	
TRAFFIC DIVISION	
PREP. BY: EV	DATE: 10/3/2022
AREA: OKH	YARD: 11
Page 5 of 33	

**11. FUENTE AVENUE - (ELM ST N/PALM ST)
STRIPING AND PAVEMENT MARKING LOCATIONS
SEQUENCE 050**

TCD TYPE	DESCRIPTION	START	END	DIR	REMARKS
Intersection	CO MAINT ROAD-ISECTN		0.000	0.000	ELM ST
Intersection	CO MAINT ROAD-ISECTN	ZZ	0.056	0.000	FUENTE LN
Intersection	CO MAINT ROAD-ISECTN	ZZ	0.126	0.000	PALM ST

**12. MESQUITE STREET - (CAPELIN RD E/BRACEO ST)
STRIPING AND PAVEMENT MARKING LOCATIONS
SEQUENCE 010**

TCD TYPE	DESCRIPTION	START	END	DIR	REMARKS
Pavement Marking	STOP	EB	0.000	0.000	W,CAPELIN RD
Pavement Marking	12" White Limit Line	EB	0.000	0.000	W,CAPELIN RD
Intersection	CO MAINT ROAD-ISECTN	NS	0.000	0.000	CAPELIN ROAD
Pavement Marking	12" White Limit Line	WB	0.005	0.000	E,CAPELIN RD
Detail 21	NO PASSING DOUBLE YELLOW	EW	0.005	0.021	E,CAPELIN RD E100FT
Pavement Marking	STOP	WB	0.006	0.000	E,CAPELIN RD
¹ Detail 27B	6" WHITE RIGHT EDGE LINE	EB	0.009	1.440	E,CAPELIN RD/BRACEO ST
¹ Detail 27B	6" WHITE RIGHT EDGE LINE	WB	0.010	1.440	E,CAPELIN RD/BRACEO ST
Detail 1	6" DASH YEL CL 40MPH OR LESS	EW	0.014	0.436	125FT E,CAPELIN RD E.412M
Pavement Marking	STOP AHEAD	WB	0.077	0.000	405FT E,CAPELIN RD
Detail 15	NO PASS.ONE DIR 40MPH OR LESS	EB	0.436	0.473	335FT W,BEAVER AVE E195FT
¹ Detail 21	NO PASSING DOUBLE YELLOW	EW	0.473	0.561	140FT W,BEAVER AV/ARROWHEAD RD
Pavement Marking	12" White Limit Line	SB	0.497	0.000	ON BEAVER AVE
Pavement Marking	STOP	SB	0.499	0.000	ON BEAVER AVE
Intersection	NON-MAINT ROAD-CO	NS	0.500	0.000	BEAVER AVENUE
Intersection	CO MAINT ROAD-ISECTN	NS	0.568	0.000	ARROWHEAD ROAD
Detail 18	NO PASS.ONE DIR 45MPH OR >	WB	0.574	0.713	ARROWHEAD RD E730FT
Detail 18	NO PASS.ONE DIR 45MPH OR >	EB	0.713	0.852	.14M E,ARROWHEAD RD E.14M
¹ Detail 21	NO PASSING DOUBLE YELLOW	EW	0.852	0.988	175FT W,DEL CT/BALDY MESA RD
Pavement Marking	12" White Limit Line	SB	0.883	0.000	ON DEL CT
Pavement Marking	STOP	SB	0.884	0.000	ON DEL CT
Intersection	NON-MAINT ROAD-CO	NS	0.885	0.000	DEL COURT
Pavement Marking	STOP AHEAD	EB	0.899	0.000	75FT W,DEL CT
Pavement Marking	STOP	EB	0.986	0.000	W,BALDY MESA RD
Pavement Marking	12" White Limit Line	EB	0.988	0.000	W,BALDY MESA RD
Intersection	CO MAINT ROAD-ISECTN	NS	0.992	0.000	BALDY MESA ROAD
Pavement Marking	12" White Limit Line	WB	0.996	0.000	E,BALDY MESA RD

SAN BERNARDINO COUNTY DEPARTMENT OF PUBLIC WORKS	
TRAFFIC DIVISION	
PREP. BY: EV	DATE: 10/3/2022
AREA: OKH	YARD: 11
Page 6 of 33	

Detail 21	NO PASSING DOUBLE YELLOW	EW	0.997	1.200	27FT E,BALDY MESA DR/E1073 FT
Pavement Marking	STOP	WB	0.997	0.000	E,BALDY MESA RD
Pavement Marking	SPEED LIMIT 30	EB	1.019	0.000	140FT E,BALDY MESA RD
Pavement Marking	STOP AHEAD	WB	1.068	0.000	400FT E,BALDY MESA RD
Pavement Marking	SPEED LIMIT 30	WB	1.179	0.000	150FT W,ALTA MESA RD
Pavement Marking	12" White Limit Line	SB	1.201	0.000	ON ALTA MESA RD
Pavement Marking	12" White Limit Line	NB	1.202	0.000	ON ALTA MESA RD
Pavement Marking	STOP	NB	1.202	0.000	ON ALTA MESA RD
Pavement Marking	STOP	SB	1.202	0.000	ON ALTA MESA RD
Intersection	NON-MAINT ROAD-CO	NS	1.205	0.000	ALTA MESA RD
¹ Detail 21	NO PASSING DOUBLE YELLOW	EW	1.210	1.440	ALTA MESA RD / BRACEO ST
Pavement Marking	12" White Limit Line	SB	1.319	0.000	ON ANACONDA RD-NLEG
Pavement Marking	STOP	SB	1.321	0.000	ON ANACONDA RD-NLEG
Intersection	NON-MAINT ROAD-CO	NS	1.322	0.000	ANACONDA RD - NLEG
Pavement Marking	12" White Limit Line	NB	1.355	0.000	ON ANACONDA RD - SLEG
Pavement Marking	STOP	NB	1.360	0.000	ON ANACONDA RD - SLEG
Intersection	NON-MAINT ROAD-CO	NS	1.360	0.000	ANACONDA RD - SLEG
Pavement Marking	STOP AHEAD	EB	1.381	0.000	110FT E,ANACONDA RD
Pavement Marking	SPEED LIMIT 30	WB	1.430	0.000	105FT W,BRACEO ST
Pavement Marking	STOP	EB	1.438	0.000	60FT W,BRACEO ST
Pavement Marking	12" White Limit Line	EB	1.440	0.000	W,BRACEO ST
Intersection	CO MAINT ROAD-ISECTN	NS	1.450	0.000	BRACEO ST

¹. Provide centerline and edge line breaks at all listed intersections as directed by Engineers

**13. MEQUITE STREET - (BRACEO ST E/ASTER RD)
STRIPING AND PAVEMENT MARKING LOCATIONS
SEQUENCE 020**

TCD TYPE	DESCRIPTION	START	END	DIR	REMARKS
Intersection	CO MAINT ROAD-ISECTN	NS	0.000	0.000	BRACEO ST
¹ Detail 27B	6" WHITE RIGHT EDGE LINE	EB	0.004	0.484	BRACEO ST / ASTER RD
¹ Detail 27B	6" WHITE RIGHT EDGE LINE	WB	0.004	0.484	BRACEO ST / ASTER RD
Pavement Marking	12" White Limit Line	WB	0.007	0.000	E,BRACEO ST
¹ Detail 21	NO PASSING DOUBLE YELLOW	EW	0.007	0.492	BRACEO ST/ASTER
Pavement Marking	STOP	WB	0.008	0.000	40FT E,BRACEO ST
Pavement Marking	SPEED LIMIT 30	EB	0.010	0.000	52FT E,BRACEO ST
Pavement Marking	STOP AHEAD	WB	0.090	0.000	475FT E,BRACEO ST
Pavement Marking	SPEED LIMIT 30	WB	0.138	0.000	725FT E,BRACEO ST
Pavement Marking	SPEED LIMIT 30	WB	0.235	0.000	80FT W,JOSHUA RD
Intersection	CO MAINT ROAD-ISECTN	NS	0.250	0.000	JOSHUA RD
Pavement Marking	SPEED LIMIT 30	EB	0.262	0.000	65FT E,JOSHUA RD

SAN BERNARDINO COUNTY DEPARTMENT OF PUBLIC WORKS	
TRAFFIC DIVISION	
PREP. BY: EV	DATE: 10/3/2022
AREA: OKH	YARD: 11
Page 7 of 33	

Pavement Marking	STOP AHEAD	EB	0.385	0.000	610FT W,ASTER RD
Pavement Marking	SPEED LIMIT 30	WB	0.484	0.000	85FT W,ASTER RD
Pavement Marking	STOP	EB	0.489	0.000	60FT W,ASTER RD
Pavement Marking	12" White Limit Line	EB	0.492	0.000	42FT W,ASTER RD
Intersection	CO MAINT ROAD-ISECTN	NS	0.500	0.000	ASTER RD
Pavement Marking	12" White Limit Line	WB	0.500	0.000	E,ASTER RD
Pavement Marking	STOP	WB	0.500	0.000	30FT E,ASTER RD

¹. Provide centerline and edge line breaks at all listed intersections as directed by Engineers

**14. MESQUITE STREET - (ESCONDIDO AVE E/FUENTA AVE)
STRIPING AND PAVEMENT MARKING LOCATIONS**

SEQUENCE 040

TCD TYPE	DESCRIPTION	START	END	DIR	REMARKS
Pavement Marking	STOP	EB	0.000	0.000	42FT. W,ESCONDIDO AVE
Pavement Marking	12" White Limit Line	EB	0.000	0.000	17FT. W,ESCONDIDO AVE
Intersection	NON-MAINT ROAD-CO	ZZ	0.000	0.000	ESCONDIDO AVE-BEG SEQ
Pavement Marking	12" White Limit Line	WB	0.005	0.000	19FT. E,ESCONDIDO AVE
Detail 21	NO PASSING DOUBLE YELLOW	EW	0.005	0.044	ESCONDIDO AVE E 200FT
¹ Detail 27B	6" WHITE RIGHT EDGE LINE	WB	0.006	0.480	ESCONDIDO AVE E/FUENTA AVE
¹ Detail 27B	6" WHITE RIGHT EDGE LINE	EB	0.006	0.450	ESCONDIDO AVE E/FUENTA AVE
Pavement Marking	STOP	WB	0.006	0.000	32FT. E,ESCONDIDO AVE
Detail 5	6" DASH YEL CL 45MPH OR GREATER	EW	0.044	0.205	230FT E,ESCONDIDO AVE E 0.16M
Pavement Marking	STOP AHEAD	WB	0.088	0.000	465FT. E,ESCONDIDO AVE
¹ Detail 21	NO PASSING DOUBLE YELLOW	EW	0.205	0.290	0.21M E,ESCONDIDO AVE E 450FT
Pavement Marking	12" White Limit Line	SB	0.244	0.000	FSBT-MESA VISTA RD
Pavement Marking	STOP	SB	0.246	0.000	FSBT-MESA VISTA RD
Intersection	NON-MAINT ROAD-CO	ZZ	0.247	0.000	MESA VISTA AVE
Pavement Marking	12" White Limit Line	NB	0.248	0.000	FNBT-MESA VISTA RD
Pavement Marking	STOP	NB	0.249	0.000	FNBT-MESA VISTA RD
² Detail 21	NO PASSING DOUBLE YELLOW	EW	0.290	0.329	227FT E,MESA VISTA RD E 205FT
¹ Detail 21	NO PASSING DOUBLE YELLOW	EW	0.329	0.414	430FT E,MESA VISTA RD E 450FT
Pavement Marking	12" White Limit Line	SB	0.368	0.000	FSBT-AGATE RD
Pavement Marking	STOP	SB	0.370	0.000	FSBT-AGATE RD
Intersection	NON-MAINT ROAD-CO	ZZ	0.371	0.000	AGATE RD
² Detail 21	NO PASSING DOUBLE YELLOW	EW	0.414	0.450	370FT E,AGATE RD E 190FT
Detail 21	NO PASSING DOUBLE YELLOW	EW	0.450	0.544	240FT W,FUENTA AVE E 495FT
Pavement Marking	12" White Limit Line	SB	0.488	0.000	FSBT-FUENTA AVE
Pavement Marking	STOP	SB	0.494	0.000	FSBT-FUENTA AVE
Intersection	NON-MAINT ROAD-CO	ZZ	0.496	0.000	FUENTA AVE

SAN BERNARDINO COUNTY DEPARTMENT OF PUBLIC WORKS	
TRAFFIC DIVISION	
PREP. BY: EV	DATE: 10/3/2022
AREA: OKH	YARD: 11
Page 8 of 33	

**15. MESQUITE STREET - (FUENTA AVE E .25M)
STRIPING AND PAVEMENT MARKING LOCATIONS
SEQUENCE 050**

TCD TYPE	DESCRIPTION	START	END	DIR	REMARKS
Intersection	NON-MAINT ROAD-CO	NS	0.000	0.000	FUENTA AVE
Pavement Marking	12" White Limit Line	NB	0.000	0.000	FNBT-FUENTA AVE
Pavement Marking	STOP	NB	0.000	0.000	FNBT-FUENTA AVE
Detail 21	NO PASSING DOUBLE YELLOW	EW	0.010	0.121	FUENTA AVE E 640FT
Detail 27B	6" WHITE RIGHT EDGE LINE	EB	0.014	0.241	FUENTA AVE / BANDICOOT TR
Pavement Marking	SCHOOL (yellow)	EB	0.018	0.000	95FT E,FUENTA AVE
¹ Detail 21	NO PASSING DOUBLE YELLOW	EW	0.121	0.203	640FT E,FUENTA AVE E/435FT
Pavement Marking	STOP AHEAD	EB	0.132	0.000	697FT E,FUENTA AVE
Detail 21	NO PASSING DOUBLE YELLOW	EW	0.203	0.241	230FT W,BANDICOOT TR E BANDICOOT TR
Pavement Marking	STOP	EB	0.238	0.000	W,BANDICOOT TR
Pavement Marking	YELLOW CROSSWALK (BASIC)	PW	0.241	0.000	100FT W, BANDICOOT TR
Intersection	NON-MAINT ROAD-CO	ZZ	0.247	0.000	BANDICOOT TR

¹. Existing passing stripe to be replaced with double yellow stripe

**16. MESQUITE STREET - (.25M E,FUENTA AVE E/ TOPAZ AVE)
STRIPING AND PAVEMENT MARKING LOCATIONS
SEQUENCE 050**

TCD TYPE	DESCRIPTION	START	END	DIR	REMARKS
Intersection	NON-MAINT ROAD-CO	NS	0.000	0.000	BANDICOOT TR
Pavement Marking	12" White Limit Line	WB	0.005	0.000	E,BANDICOOT TR
Detail 21	NO PASSING DOUBLE YELLOW	EW	0.005	0.038	BANDICOOT TR E205FT
¹ Detail 27B	6" WHITE RIGHT EDGE LINE	WB	0.005	0.246	BANDICOOT TR E/TOPAZ RD
Pavement Marking	STOP	WB	0.007	0.000	E,BANDICOOT TR
¹ Detail 27B	6" WHITE RIGHT EDGE LINE	EB	0.008	0.241	BANDICOOT TR E/TOPAZ RD
² Detail 21	NO PASSING DOUBLE YELLOW	EW	0.042	0.078	205FT E,BANDICOOT TR E 205FT
Pavement Marking	SCHOOL (yellow)	WB	0.071	0.000	280FT W,SEINE AVE
¹ Detail 21	NO PASSING DOUBLE YELLOW	EW	0.081	0.163	220FT W,SEINE AVE E 450FT
Pavement Marking	STOP AHEAD	WB	0.099	0.000	132FT W,SEINE AVE
Pavement Marking	12" White Limit Line	SB	0.120	0.000	FSBT-SEINE AVE
Pavement Marking	STOP	SB	0.122	0.000	FSBT-SEINE AVE
Intersection	NON-MAINT ROAD-CO	N	0.123	0.000	SEINE AVE
² Detail 21	NO PASSING DOUBLE YELLOW	EW	0.166	0.204	227FT E,SEINE AVE E 200FT
Detail 21	NO PASSING DOUBLE YELLOW	EW	0.204	0.244	227FT W,TOPAZ RD E/TOPAZ RD
Pavement Marking	12" White Limit Line	SB	0.242	0.000	FSBT-TOPAZ RD
Pavement Marking	STOP	SB	0.245	0.000	FSBT-TOPAZ RD
Intersection	NON-MAINT ROAD-CO	ZZ	0.246	0.000	TOPAZ AVE

- Provide centerline and edge line breaks at all listed intersections as directed by Engineers
- Existing passing stripe to be replaced with double yellow stripe

SAN BERNARDINO COUNTY DEPARTMENT OF PUBLIC WORKS	
TRAFFIC DIVISION	
PREP. BY: EV	DATE: 10/3/2022
AREA: OKH	YARD: 11
Page 9 of 33	

**17. OAK HILL ROAD - (RANCHERO RD N/.13M N,EL CENTRO)
STRIPING AND PAVEMENT MARKING LOCATIONS
SEQUENCE 046**

TCD TYPE	DESCRIPTION	START	END	DIR	REMARKS
Pavement Marking	STOP	NB	0.000	0.000	FNBT-ASTER RD
Pavement Marking	12" White Limit Line	NB	0.000	0.000	FNBT-ASTER RD
Intersection	CO MAINT ROAD-ISECTN	ZZ	0.000	0.000	RANCHERO RD
^{1,2} Detail 21	NO PASSING DOUBLE YELLOW	NS	0.004	0.179	RANCHERO RD N/RODEO RD
Pavement Marking	12" White Limit Line	SB	0.004	0.000	N,ASTER RD
Pavement Marking	STOP	SB	0.006	0.000	N,ASTER RD
Pavement Marking	SPEED LIMIT 45	NB	0.018	0.000	96FT N,RANCHERO RD
Pavement Marking	STOP AHEAD	SB	0.089	0.000	485FT N,ASTER RD
Intersection	NON-MAINT ROAD-CO	ZZ	0.100	0.000	FARGO ROAD
Intersection	NON-MAINT ROAD-CO	EW	0.183	0.000	RODEO ROAD
³ Detail 18	NO PASS.ONE DIR 45MPH OR >	SB	0.187	0.247	RODEO ROAD, N 318FT
³ Detail 5	6" DASH YEL CL 45MPH OR GREATER	NS	0.247	0.345	115FT N, RODEO ROAD, N 515FT
³ Detail 18	NO PASS.ONE DIR 45MPH OR >	NB	0.347	0.366	120FT S, LARCH ST N 100FT
Intersection	NON-MAINT ROAD-CO	EW	0.370	0.000	LARCH ST
³ Detail 21	NO PASSING DOUBLE YELLOW	NB	0.374	0.496	LARCH ST N/ EL CENTRO RD
Pavement Marking	SPEED LIMIT 45	SB	0.482	0.000	111FT S,EL CENTRO RD
Intersection	CO MAINT ROAD-ISECTN	EW	0.500	0.000	EL CENTRO ROAD
Detail 21	NO PASSING DOUBLE YELLOW	NS	0.503	0.630	EL CENTRO RD N670FT
Pavement Marking	SPEED LIMIT 45	NB	0.524	0.000	117FT N,EL CENTRO RD
0	END TCD INVENTORY RTE	ZZ	0.630	0.000	END,MAINT

1. Provide centerline and edge line breaks at all listed intersections as directed by Engineers
2. Increased length of double yellow
3. Proposed centerline

**18. PALM STREET - (.07M E,ESCONDIDIO AVE E/FUENTE AVE)
STRIPING AND PAVEMENT MARKING LOCATIONS
SEQUENCE 006**

TCD TYPE	DESCRIPTION	START	END	DIR	REMARKS
Intersection	CO MAINT ROAD-ISECTN	ZZ	0.164	0.000	MESA AVE-S LEG
Intersection	CITY ST-ISECTN	ZZ	0.183	0.000	MESA AVE-N LEG-CITY,HESPERIA
Intersection	CO MAINT ROAD-ISECTN	ZZ	0.381	0.000	BUENA VISTA LN
Intersection	CO MAINT ROAD-ISECTN	ZZ	0.429	0.000	FUENTE AVE

SAN BERNARDINO COUNTY DEPARTMENT OF PUBLIC WORKS	
TRAFFIC DIVISION	
PREP. BY: EV	DATE: 10/3/2022
AREA: OKH	YARD: 11
Page 10 of 33	

**19. AFTON AVE - (JENNY ST N/GREENWOOD ST)
STRIPING AND PAVEMENT MARKING LOCATIONS
SEQUENCE 010**

TCD TYPE	DESCRIPTION	DIR	START	END	REMARKS
Intersection	CO MAINT ROAD-ISECTN	ZZ	0.000	0.000	BEG-JENNY ST
Pavement Marking	12" White Limit Line	SB	0.004	0.000	N,JENNY ST
Pavement Marking	STOP	SB	0.006	0.000	N,JENNY ST
Intersection	CO MAINT ROAD-ISECTN	ZZ	0.130	0.000	GREENWOOD ST

**20. ARROWHEAD ROAD - (CAPELIN RD NLY/MESQUITE ST)
STRIPING AND PAVEMENT MARKING LOCATIONS
SEQUENCE 005**

TCD TYPE	DESCRIPTION	START	END	DIR	REMARKS
Intersection	CO MAINT ROAD-ISECTN	NS	0.000	0.000	CAPELIN ROAD
Pavement Marking	12" White Limit Line	WB	0.004	0.000	E,CAPELIN RD
Pavement Marking	STOP	WB	0.006	0.000	E,CAPELIN RD
Pavement Marking	STOP AHEAD	WB	0.047	0.000	250FT E,CAPELIN RD
Intersection	CO MAINT ROAD-ISECTN	NS	0.142	0.000	MERRICK STREET
Intersection	CO MAINT ROAD-ISECTN	EW	0.568	0.000	TAYLOR WAY
Pavement Marking	STOP AHEAD	NB	0.071	0.000	325FT S,MESQUITE ST
Pavement Marking	STOP	NB	0.000	0.000	S,MESQUITE ST
Pavement Marking	12" White Limit Line	NB	0.000	0.000	S,MESQUITE ST
Intersection	CO MAINT ROAD-ISECTN	EW	0.733	0.000	MESQUITE STREET
Pavement Marking	12" White Limit Line	SB	0.000	0.000	N,MESQUITE ST
Pavement Marking	STOP	SB	0.000	0.000	N,MESQUITE ST

**21. ASTER ROAD -(CANYON DR N/FARMINGTON ST)
STRIPING AND PAVEMENT MARKING LOCATIONS
SEQUENCE 003**

TCD TYPE	DESCRIPTION	START	END	DIR	REMARKS
Intersection	CO MAINT ROAD-ISECTN	ZZ	0.000	0.000	CANYON DR
Intersection	CO MAINT ROAD-ISECTN	ZZ	0.170	0.000	FARMINGTON ST

**22. ASTER ROAD - (MESQUITE ST N/CEDAR ST)
STRIPING AND PAVEMENT MARKING LOCATIONS
SEQUENCE 005**

TCD TYPE	DESCRIPTION	START	END	DIR	REMARKS
Intersection	CO MAINT ROAD-ISECTN	ZZ	0.000	0.000	MESQUITE ST-BEG MAINT
¹ Detail 27B	6" WHITE RIGHT EDGE LINE	NB	0.004	0.506	N,MESQUITE ST N/CEDAR ST
¹ Detail 27B	6" WHITE RIGHT EDGE LINE	SB	0.004	0.506	N,MESQUITE ST N/CEDAR ST
Pavement Marking	12" White Limit Line	SB	0.006	0.000	N,MESQUITE ST
¹ Detail 21	NO PASSING DOUBLE YELLOW	NS	0.006	0.504	32FT N,MESQUITE ST N/CEDAR ST
Pavement Marking	STOP	SB	0.008	0.000	42FT N,MESQUITE ST
Pavement Marking	SPEED LIMIT 30	NB	0.014	0.000	74FT N,MESQUITE ST
Pavement Marking	STOP AHEAD	SB	0.062	0.000	327FT N,MESQUITE ST
Pavement Marking	SPEED LIMIT 30	SB	0.235	0.000	95FT S,SAGE ST
Intersection	CO MAINT ROAD-ISECTN	EW	0.253	0.000	SAGE ST
Pavement Marking	SPEED LIMIT 30	NB	0.268	0.000	79FT N,SAGE ST
Pavement Marking	STOP AHEAD	NB	0.419	0.000	480FT S,CEDAR ST
Pavement Marking	SPEED LIMIT 30	SB	0.494	0.000	84FT S,CEDAR ST
Pavement Marking	STOP	NB	0.504	0.000	53FT S,CEDAR ST
Pavement Marking	12" White Limit Line	NB	0.504	0.000	37FT S,CEDAR ST
Intersection	CO MAINT ROAD-ISECTN	EW	0.510	0.000	CEDAR STREET
Pavement Marking	12" White Limit Line	SB	0.510	0.000	N,CEDAR ST
Pavement Marking	STOP	SB	0.510	0.000	N,CEDAR ST

¹. Provide centerline and edge line breaks at all listed intersections as directed by Engineers

**23. BARKER ROAD - (.17M S, CEDAR ST N/CEDAR ST)
STRIPING AND PAVEMENT MARKING LOCATIONS
SEQUENCE 010**

TCD TYPE	DESCRIPTION	START	END	DIR	REMARKS
0	BEGINNING OF TCD INVENTORY RTE	NS	0.000	0.000	.17M S,CEDAR ST
Detail 27B	6" WHITE RIGHT EDGE LINE	NB	0.000	0.150	.15M S,CEDAR ST/CEDAR ST
Detail 27B	6" WHITE RIGHT EDGE LINE	SB	0.000	0.150	.15M S,CEDAR ST/CEDAR ST
Detail 21	NO PASSING DOUBLE YELLOW	NS	0.142	0.161	126FT S,CEDAR ST N 100FT
Pavement Marking	STOP	NB	0.158	0.000	60FT S,CEDAR ST
Pavement Marking	12" White Limit Line	NB	0.161	0.000	S,CEDAR ST
Intersection	CO MAINT ROAD-ISECTN	EW	0.166	0.000	CEDAR ST
Pavement Marking	12" White Limit Line	SB	0.170	0.000	N,CEDAR ST
Pavement Marking	STOP	SB	0.170	0.000	N,CEDAR ST

SAN BERNARDINO COUNTY DEPARTMENT OF PUBLIC WORKS	
TRAFFIC DIVISION	
PREP. BY: EV	DATE: 10/3/2022
AREA: OKH	YARD: 11
Page 12 of 33	

24. BLUE ROSE LANE - (WHITEHAVEN ST N&W/OUTPOST RD)

STRIPING AND PAVEMENT MARKING LOCATIONS

SEQUENCE 010

TCD TYPE	DESCRIPTION	START	END	DIR	REMARKS
Intersection	CO MAINT ROAD-ISECTN	ZZ	0.000	0.000	WHITEHAVEN ST
Intersection	CO MAINT ROAD-ISECTN	AD	0.164	0.000	DESERT ROSE WAY
Pavement Marking	STOP	WB	0.575	0.000	E,OUTPOST RD
Pavement Marking	12" White Limit Line	WB	0.577	0.000	E,OUTPOST RD
Intersection	CO MAINT ROAD-ISECTN	ZZ	0.580	0.000	OUTPOST RD

25 .BRACEO STREET - (WHITEHAVEN RD N/.12M N, MIRANDY WAY)

STRIPING AND PAVEMENT MARKING LOCATIONS

SEQUENCE 050

TCD TYPE	DESCRIPTION	START	END	DIR	REMARKS
Intersection	CO MAINT ROAD-ISECTN	ZZ	0.000	0.000	WHITEHAVEN RD
Pavement Marking	12" White Limit Line	SB	0.004	0.000	N,WHITEHAVEN RD
Pavement Marking	STOP	SB	0.007	0.000	N,WHITEHAVEN RD
Intersection	CO MAINT ROAD-ISECTN	ZZ	0.179	0.000	JENNY ST
Intersection	CO MAINT ROAD-ISECTN	ZZ	0.341	0.000	MIRANDY WAY
Intersection	SYSTEM SEQUENCE CHANGE	AD	0.343	0.000	END,SEQ

26. BRACEO STREET - (.12M N, MIRANDY WAY N/FARMINGTON ST)

STRIPING AND PAVEMENT MARKING LOCATIONS

SEQUENCE 070

TCD TYPE	DESCRIPTION	START	END	DIR	REMARKS
Intersection	SYSTEM SEQUENCE CHANGE	ZZ	0.000	0.000	BEG,SEQ
Detail 27B	6" WHITE NIGHT EDGE LINE	SB	0.005	0.074	395FT S,FARMINGTON ST- N 365FT
Intersection	CO MAINT ROAD-ISECTN	ZZ	0.120	0.000	FARMINGTON ST

SAN BERNARDINO COUNTY DEPARTMENT OF PUBLIC WORKS	
TRAFFIC DIVISION	
PREP. BY: EV	DATE: 10/3/2022
AREA: OKH	YARD: 11
Page 13 of 33	

**27. BRACEO STREET - (MESQUITE ST N/CEDAR ST)
STRIPING AND PAVEMENT MARKING LOCATIONS
SEQUENCE 075**

TCD TYPE	DESCRIPTION	START	END	DIR	REMARKS
¹ Detail 27B	6" WHITE RIGHT EDGE LINE	NB	0.009	0.505	S,MESQUITE ST/N,CEDAR ST
¹ Detail 27B	6" WHITE RIGHT EDGE LINE	SB	0.009	0.505	S,MESQUITE ST/N,CEDAR ST
¹ Detail 21	NO PASSING DOUBLE YELLOW	NS	0.000	0.505	S,MESQUITE ST/N,CEDAR ST
Pavement Marking	STOP	NB	0.000	0.000	S,MESQUITE ST
Pavement Marking	12" White Limit Line	NB	0.000	0.000	S,MESQUITE ST
Intersection	CO MAINT ROAD-ISECTN	EW	0.000	0.000	MESQUITE ST
Pavement Marking	12" White Limit Line	SB	0.005	0.000	N,MESQUITE ST
Pavement Marking	STOP	SB	0.006	0.000	30FT N,MESQUITE ST
Pavement Marking	STOP AHEAD	SB	0.108	0.000	570FT N,MESQUITE ST
Pavement Marking	SPEED LIMIT 20 MPH	SB	0.237	0.000	65FT S,SAGE ST
Pavement Marking	12" White Limit Line	EB	0.246	0.000	W,MESQUITE ST ON SAGE ST
Pavement Marking	STOP	EB	0.248	0.000	W,MESQUITE ST ON SAGE ST
Detail 21	NO PASSING DOUBLE YELLOW	EW	0.249	0.000	W,MESQUITE W25FT ON SAGE ST
Intersection	NON-MAINT ROAD-CO	EW	0.250	0.000	SAGE ST
Pavement Marking	SPEED LIMIT 30	NB	0.262	0.000	65FT N,SAGE ST
Pavement Marking	STOP AHEAD	NB	0.277	0.000	650FT S,CEDAR ST
Pavement Marking	SPEED LIMIT 30	SB	0.488	0.000	65FT S,CEDAR ST
Pavement Marking	STOP	NB	0.491	0.000	45FT S,CEDAR ST
Pavement Marking	12" White Limit Line	NB	0.494	0.000	S,CEDAR ST
Intersection	CO MAINT ROAD-ISECTN	EW	0.500	0.000	CEDAR ST
Pavement Marking	12" White Limit Line	SB	0.500	0.000	N,CEDAR ST
Pavement Marking	STOP	SB	0.500	0.000	N,CEDAR ST

¹. Provide centerline and edge line breaks at all listed intersections as directed by Engineers

**28. BUENA VISTA DRIVE - (VALLEY VIEW DR E/BUENA VISTA LN)
STRIPING AND PAVEMENT MARKING LOCATIONS
SEQUENCE 050**

TCD TYPE	DESCRIPTION	START	END	DIR	REMARKS
Intersection	CO MAINT ROAD-ISECTN	ZZ	0.000	0.000	VALLEY VIEW DR
Pavement Marking	12" White Limit Line	WB	0.005	0.000	E,VALLEY VIEW DR
Pavement Marking	STOP	WB	0.007	0.000	E,VALLEY VIEW DR
Intersection	CO MAINT ROAD-ISECTN	ZZ	0.187	0.000	CRESCENT DR
Intersection	CO MAINT ROAD-ISECTN	ZZ	0.283	0.000	CEDAR LN
Intersection	CO MAINT ROAD-ISECTN	ZZ	0.340	0.000	BUENA VISTA LN

SAN BERNARDINO COUNTY DEPARTMENT OF PUBLIC WORKS	
TRAFFIC DIVISION	
PREP. BY: EV	DATE: 10/3/2022
AREA: OKH	YARD: 11
Page 14 of 33	

**29. BUENA VISTA LANE - (BUENA VISTA DR N/ELM ST)
STRIPING AND PAVEMENT MARKING LOCATIONS
SEQUENCE 050**

TCD TYPE	DESCRIPTION	START	END	DIR	REMARKS
Intersection	CO MAINT ROAD-ISECTN	ZZ	0.000	0.000	BUENA VISTA DR
Pavement Marking	STOP	NB	0.050	0.000	S,ELM ST
Pavement Marking	12" White Limit Line	NB	0.054	0.000	S,ELM ST
Intersection	CO MAINT ROAD-ISECTN	ZZ	0.058	0.000	ELM ST

**30. BUENA VISTA LANE - (FUENTE LN N/PALM ST)
STRIPING AND PAVEMENT MARKING LOCATIONS
SEQUENCE 060**

TCD TYPE	DESCRIPTION	START	END	DIR	REMARKS
Intersection	CO MAINT ROAD-ISECTN	ZZ	0.000	0.000	FUENTE LN
Pavement Marking	STOP	NB	0.067	0.000	S,PALM ST
Pavement Marking	12" White Limit Line	NB	0.070	0.000	S,PALM ST
Intersection	CO MAINT ROAD-ISECTN	ZZ	0.074	0.000	PALM ST

**31. CANYON DRIVE - (MONTEREY DR E/ASTER RD)
STRIPING AND PAVEMENT MARKING LOCATIONS
SEQUENCE 050**

TCD TYPE	DESCRIPTION	START	END	DIR	REMARKS
Intersection	CO MAINT ROAD-ISECTN	ZZ	0.000	0.000	MONTEREY DR
Intersection	CO MAINT ROAD-ISECTN	ZZ	0.300	0.000	ASTER RD

**32. CANYON DRIVE - (ASTER RD E .06M)
STRIPING AND PAVEMENT MARKING LOCATIONS
SEQUENCE 060**

TCD TYPE	DESCRIPTION	START	END	DIR	REMARKS
Intersection	CO MAINT ROAD-ISECTN	NS	0.000	0.000	ASTER ROAD
0	END TCD INVENTORY RTE	AD	0.060	0.000	END,SEQ

**33. CAPELIN ROAD - (.12M S,ARROWHEAD RD N/MESQUITE ST)
STRIPING AND PAVEMENT MARKING LOCATIONS
SEQUENCE 010**

TCD TYPE	DESCRIPTION	START	END	DIR	REMARKS
0	BEGINNING OF TCD INVENTORY RTE	NS	0.000	0.000	.12M S,ARROWHEAD RD
0	BEG OR END OF PAVEMENT/OIL	NS	0.014	0.000	BEG. OF PVMNT
Pavement Marking	12" White Limit Line	EB	0.020	0.000	FEBT-ON CENTRO RD
Pavement Marking	STOP	EB	0.021	0.000	FEBT-ON CENTRO RD
Intersection	NON-MAINT ROAD-CO	EW	0.022	0.000	CENTRO RD
Intersection	CO MAINT ROAD-ISECTN	EW	0.120	0.000	ARROWHEAD ROAD
Pavement Marking	12" White Limit Line	EB	0.241	0.000	FEBT ON MISSION ST
Pavement Marking	STOP	EB	0.243	0.000	FEBT ON MISSION ST
Intersection	NON-MAINT ROAD-CO	EW	0.244	0.000	MISSION ST
Intersection	NONMAINT RD-NOT ON COUNTY MAP	EW	0.375	0.000	OAK TREE LN
Intersection	CO MAINT ROAD-ISECTN	EW	0.490	0.000	MESQUITE STREET
0	BEG OR END OF PAVEMENT/OIL	NS	0.490	0.000	END OF PAVEMENT

**34. CATABA ROAD - (FARMINGTON ST N/RANCHERO ST)
STRIPING AND PAVEMENT MARKING LOCATIONS
SEQUENCE 005**

TCD TYPE	DESCRIPTION	START	END	DIR	REMARKS
Intersection	CO MAINT ROAD-ISECTN	ZZ	0.000	0.000	FARMINGTON ST
Detail 21	NO PASSING DOUBLE YELLOW	NS	0.004	0.023	21FT N,FARMINGTON ST N/100FT
Detail 27B	6" WHITE RIGHT EDGE LINE	NB	0.371	0.492	.37M N,FARMINGTON ST-N.12M
Detail 21	NO PASSING DOUBLE YELLOW	NB	0.371	0.500	.37M N,FARMINGTON ST-N.13M
Detail 27B	6" WHITE RIGHT EDGE LINE	SB	0.371	0.495	.37M N,FARMINGTON ST-N.12M
Pavement Marking	STOP AHEAD	NB	0.372	0.000	.37M N,FARMINGTON ST
Road directional change	TURNING MOVEMENT-N,E,S,W	ZZ	0.402	0.000	URNS EAST
Road directional change	TURNING MOVEMENT-N,E,S,W	ZZ	0.457	0.000	URNS NORTH
Pavement Marking	YELLOW CROSSWALK (BASIC)	PS	0.500	0.000	S,RANCHERO ST
Intersection	CO MAINT ROAD-ISECTN		0.500	0.000	RANCHERO ST

SAN BERNARDINO COUNTY DEPARTMENT OF PUBLIC WORKS	
TRAFFIC DIVISION	
PREP. BY: EV	DATE: 10/3/2022
AREA: OKH	YARD: 11
Page 16 of 33	

**35. CEDAR LANE - (CEDAR ST N/BUENA VISTA DR)
STRIPING AND PAVEMENT MARKING LOCATIONS
SEQUENCE 050**

TCD TYPE	DESCRIPTION	START	END	DIR	REMARKS
Intersection	CO MAINT ROAD-ISECTN	ZZ	0.000	0.000	CEDAR ST
Pavement Marking	YELLOW CROSSWALK (BASIC)	SB	0.004	0.000	N,CEDAR ST
Pavement Marking	STOP	SB	0.006	0.000	N,CEDAR ST
Pavement Marking	STOP	NB	0.051	0.000	S,BUENA VISTA DR
Pavement Marking	12" White Limit Line	NB	0.054	0.000	S,BUENA VISTA DR
Intersection	CO MAINT ROAD-ISECTN	ZZ	0.059	0.000	BUENA VISTA DR

**36. CEDAR STREET - (BRACEO ST E/JOSHUA RD)
STRIPING AND PAVEMENT MARKING LOCATIONS
SEQUENCE 002**

TCD TYPE	DESCRIPTION	START	END	DIR	REMARKS
¹ Detail 21	NO PASSING DOUBLE YELLOW	EW	0.000	0.300	60FT W,BRACEO ST/JOSHUA NLEG
Pavement Marking	STOP	EB	0.000	0.000	W,BRACEO ST
Pavement Marking	12" White Limit Line	EB	0.000	0.000	W,BRACEO ST
Intersection	CO MAINT ROAD-ISECTN	NS	0.000	0.000	BRACEO ST
¹ Detail 27B	6" WHITE RIGHT EDGE LINE	EB	0.006	0.250	32FT E,BRACEO ST, E 1288FT
¹ Detail 27B	6" WHITE RIGHT EDGE LINE	WB	0.006	0.250	32FT E,BRACEO ST, E 1288FT
Pavement Marking	12" White Limit Line	WB	0.006	0.000	E,BRACEO ST
Pavement Marking	STOP	WB	0.008	0.000	40FT E,BRACEO ST
Pavement Marking	SPEED LIMIT 20	EB	0.013	0.000	70FT E,BRACEO ST
Pavement Marking	STOP AHEAD	WB	0.090	0.000	185FT W,BARKER RD
Pavement Marking	SPEED LIMIT 30	WB	0.115	0.000	50FT W,BARKER RD
Intersection	CO MAINT ROAD-ISECTN	NS	0.125	0.000	BARKER RD
Pavement Marking	SPEED LIMIT 30	EB	0.136	0.000	60FT E,BARKER RD
Pavement Marking	SPEED LIMIT 30	WB	0.239	0.000	60FT W,JOSHUA RD NLEG
Pavement Marking	12" White Limit Line	SB	0.245	0.000	ON JOSHUA RD NLEG
Pavement Marking	STOP	SB	0.248	0.000	N,CEDAR ST
Intersection	NON-MAINT ROAD-CO	NS	0.250	0.000	JOSHUA RD NLEG

¹. Provide centerline and edge line breaks at all listed intersections as directed by Engineers

**37. CEDAR STREET - (JOSHUA RD (WLEG)/ASTER RD)
STRIPING AND PAVEMENT MARKING LOCATIONS
SEQUENCE 003**

TCD TYPE	DESCRIPTION	START	END	DIR	REMARKS
Intersection	CO MAINT ROAD-ISECTN	NS	0.000	0.000	JOSHUA RD NLEG
¹ Detail 27B	6" WHITE RIGHT EDGE LINE	WB	0.000	0.248	JOSHUA RD NLEG/ASTER RD
¹ Detail 27B	6" WHITE RIGHT EDGE LINE	EB	0.000	0.248	JOSHUA RD NLEG/ASTER RD
¹ Detail 21	NO PASSING DOUBLE YELLOW	EW	0.007	0.246	JOSHUA RD NLEG/ASTER RD
Pavement Marking	SPEED LIMIT 30	EB	0.016	0.000	84FT E,JOSHUA RD (NLEG)
Pavement Marking	SPEED LIMIT 30	WB	0.110	0.000	84FT W,JOSHUA RD-SLEG
Intersection	CO MAINT ROAD-ISECTN	NS	0.126	0.000	JOSHUA RD SLEG
Pavement Marking	SPEED LIMIT 30	EB	0.140	0.000	74FT E,JOSHUA RD-SLEG
Pavement Marking	SPEED LIMIT 30	WB	0.236	0.000	74FT W,ASTER RD
Intersection	CO MAINT ROAD-ISECTN	NS	0.250	0.000	ASTER RD

¹. Provide centerline and edge line breaks at all listed intersections as directed by Engineers

**38. CORIANDER DRIVE (WHITEHAVEN ST N/OSMUN JENNY ST)
STRIPING AND PAVEMENT MARKING LOCATIONS
SEQUENCE 010**

TCD TYPE	DESCRIPTION	START	END	DIR	REMARKS
Intersection	CO MAINT ROAD-ISECTN	ZZ	0.000	0.000	BEG-MAINT-WHITEHAVEN ST
Intersection	CO MAINT ROAD-ISECTN	ZZ	0.190	0.000	MUSGRAVE RD
Intersection	CO MAINT ROAD-ISECTN	ZZ	0.240	0.000	JENNY ST
0	END TCD INVENTORY R	NS	0.290	0.000	END, MAINT

**39. CRESCENT DRIVE - (BUENA VISTA DR N/ELM ST)
STRIPING AND PAVEMENT MARKING LOCATIONS
SEQUENCE 050**

TCD TYPE	DESCRIPTION	START	END	DIR	REMARKS
Intersection	CO MAINT ROAD-ISECTN	ZZ	0.000	0.000	BUENA VISTA DR
Pavement Marking	12" White Limit Line	SB	0.005	0.000	N, BUENA VISTA DR
Pavement Marking	STOP	SB	0.006	0.000	N, BUENA VISTA DR
Intersection	CO MAINT ROAD-ISECTN	ZZ	0.046	0.000	MOUNTAIN DR
Pavement Marking	STOP	NB	0.083	0.000	S,ELM ST
Pavement Marking	12" White Limit Line	NB	0.087	0.000	S,ELM ST
Intersection	CO MAINT ROAD-ISECTN	ZZ	0.090	0.000	ELM ST

SAN BERNARDINO COUNTY DEPARTMENT OF PUBLIC WORKS	
TRAFFIC DIVISION	
PREP. BY: EV	DATE: 10/3/2022
AREA: OKH	YARD: 11
Page 18 of 33	

**40. DAISY ROAD - (SAGE ST N 0.02M)
STRIPING AND PAVEMENT MARKING LOCATIONS
SEQUENCE 005**

TCD TYPE	DESCRIPTION	START	END	DIR	REMARKS
Pavement Marking	STOP	NB	0.000	0.000	S,SAGE ST
Pavement Marking	12" White Limit Line	NB	0.000	0.000	S,SAGE ST
Intersection	CO MAINT ROAD-ISECTN	ZZ	0.000	0.000	SAGE ST -BEG MAINT
Pavement Marking	12" White Limit Line	SB	0.005	0.000	N,SAGE ST
Pavement Marking	STOP	SB	0.007	0.000	N,SAGE ST
0	END TCD INVENTORY RTE	NS	0.020	0.000	END, MAINT

**41. DESERT ROSE WAY - (.07M W,BLUE ROSE LN E/BLUE ROSE LN)
STRIPING AND PAVEMENT MARKING LOCATIONS
SEQUENCE 010**

TCD TYPE	DESCRIPTION	START	END	DIR	REMARKS
0	BEGINNING OF TCD INVENTORY RTE		0.000	0.000	.07M W,BLUE ROSE LN
Intersection	CO MAINT ROAD-ISECTN	ZZ	0.070	0.000	BLUE ROSE LN

**42. DESMOND DRIVE - (LANDOVER AVE NE/FUCHSIA LN)
STRIPING AND PAVEMENT MARKING LOCATIONS
SEQUENCE 050**

TCD TYPE	DESCRIPTION	START	END	DIR	REMARKS
Intersection	CO MAINT ROAD-ISECTN	AD	0.000	0.000	LANDOVER AVE
Intersection	CO MAINT ROAD-ISECTN	ZZ	0.387	0.000	FUCHSIA LANE

**43. CENTRO ROAD - (.10M W,OAK HILL RD E/OAK HILL RD)
STRIPING AND PAVEMENT MARKING LOCATIONS
SEQUENCE 010**

TCD TYPE	DESCRIPTION	START	END	DIR	REMARKS
0	BEGINNING OF TCD INVENTORY RTE		0.000	0.000	.10M W, OAK HILL ROAD
Pavement Marking	STOP AHEAD	EB	0.003	0.000	480'W,OAK HILL RD
Detail 21	NO PASSING DOUBLE YELLOW	EW	0.076	0.099	128'W,OAKHILL RD E/OAK HILL RD
Pavement Marking	STOP	EB	0.096	0.000	W,OAK HILL RD
Pavement Marking	12" White Limit Line	EB	0.099	0.000	W,OAK HILL RD
Intersection	CO MAINT ROAD-ISECTN	ZZ	0.100	0.000	OAK HILL ROAD 604600
Pavement Marking	12" White Limit Line	WB	0.100	0.000	20'E,OAK HILL RD
Pavement Marking	STOP	WB	0.100	0.000	28'E,OAK HILL RD

SAN BERNARDINO COUNTY DEPARTMENT OF PUBLIC WORKS	
TRAFFIC DIVISION	
PREP. BY: EV	DATE: 10/3/2022
AREA: OKH	YARD: 11
Page 19 of 33	

**44. EL CENTRO ROAD - (COYOTE TR E/ESCONDIDO AVE)
STRIPING AND PAVEMENT MARKING LOCATIONS
SEQUENCE 030**

TCD TYPE	DESCRIPTION	START	END	DIR	REMARKS
Intersection	NON-MAINT ROAD-CO	NS	0.000	0.000	COYOTE TRAIL-BEG MAINT.
Pavement Marking	YELLOW CROSSWALK (BASIC)	PE	0.007	0.000	E, COYOTE TRAIL
Detail 38A	8" WHITE CHANNELIZING LINE - LEFT TURN LANE	WB	0.009	0.050	48 FT E, COYOTE TRAIL E 215 FT
¹ Detail 27B	6" WHITE RIGHT EDGE LINE	WB	0.009	0.495	E, COYOTE TRAIL E/ W,ESCONDIDO
¹ Detail 27B	6" WHITE RIGHT EDGE LINE	EB	0.009	0.495	E, COYOTE TRAIL E/ W,ESCONDIDO
¹ Detail 21	NO PASSING DOUBLE YELLOW	EW	0.009	0.246	COYOTE TRAIL E/FOLEY RD
Pavement Marking	STOP	WB	0.011	0.000	58FT E,COYOTE TRAIL
Pavement Marking	STOP	WB	0.011	0.000	58FT E,COYOTE TRAIL
Pavement Marking	TYPE IV LEFT TURN ARROW	WB	0.030	0.000	160 E, COYOTE TR
Pavement Marking	TYPE VII RIGHT AND STR AHEAD ARROWS	WB	0.030	0.000	160 FT E, COYOTE TR
Pavement Marking	TYPE IV LEFT TURN ARROW	WB	0.045	0.000	240 FT E, COYOTE TR
Pavement Marking	TYPE VII RIGHT AND STR AHEAD ARROWS	WB	0.045	0.000	240 FT E, COYOTE TR
Pavement Marking	STOP AHEAD	WB	0.075	0.000	395FT E, COYOTE TRAIL
Pavement Marking	SCHOOL (yellow)	WB	0.106	0.000	560FT E, COYOTE TRAIL
Pavement Marking	12" White Limit Line	SB	0.124	0.000	ON KUKI ST N,EL CENTRO RD
Pavement Marking	STOP	SB	0.125	0.000	ON KUKI ST N,EL CENTRO RD
Intersection	NON-MAINT ROAD-CO	NS	0.126	0.000	(NS) KUKI STREET
Pavement Marking	SPEED LIMIT 40	EB	0.171	0.000	240FT E,KUKI ST
Pavement Marking	12" White Limit Line	SB	0.246	0.000	ON FOLEY RD N,EL CENTRO RD
Pavement Marking	STOP	SB	0.247	0.000	ON FOLEY RD N,EL CENTRO RD
Intersection	NON-MAINT ROAD-CO	NS	0.250	0.000	FOLEY ROAD
Pavement Marking	12" White Limit Line	NB	0.250	0.000	ON FOLEY RD S,EL CENTRO RD
Pavement Marking	STOP	NB	0.251	0.000	ON FOLEY RD S,EL CENTRO RD
² Detail 21	NO PASSING DOUBLE YELLOW	WB	0.253	0.272	20' E,FOLEY E/100'
Detail 21	NO PASSING DOUBLE YELLOW	EW	0.272	0.495	120'E,FOLEY E.22M
Pavement Marking	SPEED LIMIT 40	WB	0.305	0.000	300FT E, FOLEY ROAD
Pavement Marking	STOP AHEAD	EB	0.420	0.000	425FT W, ESCONDIDO AVE
Pavement Marking	STOP	EB	0.498	0.000	W, ESCONDIDO AVE
Pavement Marking	12" White Limit Line	EB	0.495	0.000	W, ESCONDIDO AVE
Intersection	CO MAINT ROAD-ISECTN	NS	0.500	0.000	ESCONDIDO AVE-END MAINT.
Pavement Marking	12" White Limit Line	WB	0.500	0.000	E, ESCONDIDO AVE
Pavement Marking	STOP	WB	0.500	0.000	E, ESCONDIDO AVE

- Provide centerline and edge line breaks at all listed intersections as directed by Engineers
- Existing passing stripe to be replaced with double yellow stripe.

SAN BERNARDINO COUNTY DEPARTMENT OF PUBLIC WORKS	
TRAFFIC DIVISION	
PREP. BY: EV	DATE: 10/3/2022
AREA: OKH	YARD: 11
Page 20 of 33	

**45. ELM STREET - (VALLEY VIEW DR E/FUENTA AVE)
STRIPING AND PAVEMENT MARKING LOCATIONS
SEQUENCE 050**

TCD TYPE	DESCRIPTION	START	END	DIR	REMARKS
Intersection	CO MAINT ROAD-ISECTN	ZZ	0.000	0.000	VALLEY VIEW DR
Intersection	CO MAINT ROAD-ISECTN	ZZ	0.133	0.000	MESA AVE
Intersection	CO MAINT ROAD-ISECTN	ZZ	0.179	0.000	PANORAMA CR
Intersection	CO MAINT ROAD-ISECTN	ZZ	0.222	0.000	CRESCENT DR
Intersection	CO MAINT ROAD-ISECTN	ZZ	0.315	0.000	PANORAMA LN
Intersection	CO MAINT ROAD-ISECTN	ZZ	0.357	0.000	BUENA VISTA LN
Pavement Marking	STOP	EB	0.411	0.000	W,FUENTE AVE
Pavement Marking	12" White Limit Line	EB	0.414	0.000	W,FUENTE AVE
Intersection	CO MAINT ROAD-ISECTN	ZZ	0.418	0.000	FUENTE AVE

**46. ESCONDIDO AVENUE - (WHITEHAVEN ST N/FARMINGTON ST)
STRIPING AND PAVEMENT MARKING LOCATIONS
SEQUENCE 010**

TCD TYPE	DESCRIPTION	START	END	DIR	REMARKS
Intersection	CO MAINT ROAD-ISECTN	ZZ	0.000	0.000	WHITEHAVEN ST
¹ Detail 27B	6" WHITE RIGHT EDGE LINE	NB	0.004	0.500	WHITEHAVEN ST N/FARMINGTON ST
² Detail 21	NO PASSING DOUBLE YELLOW	NS	0.004	0.023	WHITEHAVEN ST N100FT
¹ Detail 27B	6" WHITE RIGHT EDGE LINE	SB	0.004	0.500	WHITEHAVEN ST N/FARMINGTON ST
Detail 5	6" DASH YEL CL 45MPH OR GREATER	NS	0.023	0.226	120FT N,WHITEHAVEN ST N.20M
¹ Detail 21	NO PASSING DOUBLE YELLOW	NS	0.226	0.272	120FT S,JENNY ST N 240FT
Intersection	CO MAINT ROAD-ISECTN	ZZ	0.249	0.000	JENNY ST
Detail 5	6" DASH YEL CL 45MPH OR GREATER	NS	0.272	0.477	120FT N,JENNY ST N.205M
Detail 21	NO PASSING DOUBLE YELLOW	NS	0.477	0.496	120FT S,FARMINGTON N100FT
Intersection	SYSTEM SEQUENCE CHANGE	ZZ	0.500	0.000	AT FARMINGTON STREET

- ¹. Provide centerline and edge line breaks at all listed intersections as directed by Engineers
- ². Increased double yellow at intersections

**47. FARMINGTON STREET - (LANDOVER AVE E .17M)
STRIPING AND PAVEMENT MARKING LOCATIONS
SEQUENCE 050**

TCD TYPE	DESCRIPTION	START	END	DIR	REMARKS
Intersection	CO MAINT ROAD-ISECTN	ZZ	0.000	0.000	LANDOVER AVE
Intersection	NON-MAINT ROAD-CO	ZZ	0.091	0.000	RAINBOW RD-NS
0	END TCD INVENTORY RTE	ZZ	0.166	0.000	END

SAN BERNARDINO COUNTY DEPARTMENT OF PUBLIC WORKS	
TRAFFIC DIVISION	
PREP. BY: EV	DATE: 10/3/2022
AREA: OKH	YARD: 11
Page 21 of 33	

**48. FARMINGTON STREET - (BRACEO ST E/ASTER RD)
STRIPING AND PAVEMENT MARKING LOCATIONS
SEQUENCE 070**

TCD TYPE	DESCRIPTION	START	END	DIR	REMARKS
Intersection	CO MAINT ROAD-ISECTN	WB	0.000	0.000	BRACEO ST
Pavement Marking	12" White Limit Line	WB	0.004	0.000	E,BRACEO ST
Pavement Marking	STOP	WB	0.006	0.000	E,BRACEO ST
Intersection	NON-MAINT ROAD-CO	NS	0.238	0.000	JOSHUA RD
Intersection	CO MAINT ROAD-ISECTN	ZZ	0.241	0.000	MONTEREY DR
Intersection	CO MAINT ROAD-ISECTN	ZZ	0.498	0.000	ASTER RD

**49. FARMINGTON STREET - (.08M W,KOURIE WY E/KOURIE WY)
STRIPING AND PAVEMENT MARKING LOCATIONS
SEQUENCE 074**

TCD TYPE	DESCRIPTION	START	END	DIR	REMARKS
0	BEGINNING OF TCD INVENTORY RTE	ZZ	0.000	0.000	BEG-MAINT-0.08M W,KOURIE WY
Pavement Marking	STOP	EB	0.070	0.000	W,KOURIE WY
Pavement Marking	12" White Limit Line	EB	0.070	0.000	W,KOURIE WY
Intersection	CO MAINT ROAD-ISECTN	ZZ	0.480	0.000	KOURIE WY

**50. FARMINGTON STREET - (KOURIE WY E/0.21M E, OUTPOST RD)
STRIPING AND PAVEMENT MARKING LOCATIONS
SEQUENCE 075**

TCD TYPE	DESCRIPTION	START	END	DIR	REMARKS
Intersection	CO MAINT ROAD-ISECTN	ZZ	0.000	0.000	KOURIE WY-BEG
Pavement Marking	12" White Limit Line	WB	0.005	0.000	E,KOURIE WY
Pavement Marking	STOP	WB	0.007	0.000	E,KOURIE WY
Pavement Marking	STOP	EB	0.245	0.000	22FT W,OUTPOST ROAD
Pavement Marking	12" White Limit Line	EB	0.248	0.000	15FT W,OUTPOST ROAD
Intersection	CO MAINT ROAD-ISECTN	ZZ	0.251	0.000	OUTPOST RD
Pavement Marking	12" White Limit Line	WB	0.257	0.000	35FT E,OUTPOST ROAD
Pavement Marking	STOP	WB	0.259	0.000	42FT E,OUTPOST ROAD
0	END TCD INVENTORY RTE	ZZ	0.460	0.000	END, MAINT-0.21M E,OUTPOST RD

51. FARMINGTON STREET - (.13M W,MESA LINDA ST E/.07M W,CATABA)

STRIPING AND PAVEMENT MARKING LOCATIONS

SEQUENCE 080

TCD TYPE	DESCRIPTION	START	END	DIR	REMARKS
0	BEG OR END OF PAVEMENT/OIL	ZZ	0.000	0.000	558FT W,AMESTOY RD BEG,PVMT
0	BEGINNING OF TCD INVENTORY RTE	ZZ	0.000	0.000	.13M W,MESA LINDA ST
Intersection	NON-MAINT ROAD-CO	ZZ	0.006	0.000	AMESTOY RD-NS,RD
Intersection	NON-MAINT ROAD-CO	ZZ	0.131	0.000	MESA LINDA ST
Intersection	SYSTEM SEQUENCE CHANGE	ZZ	0.220	0.000	0.07M W,CATABA RD

52. FARMINGTON STREET - (.07M W,CATABA RD E/.07M E, CATABA RD)

STRIPING AND PAVEMENT MARKING LOCATIONS

SEQUENCE 090

TCD TYPE	DESCRIPTION	START	END	DIR	REMARKS
0	BEGINNING OF TCD INVENTORY RTE	ZZ	0.000	0.000	0.07M W,CATABA RD
Intersection	CO MAINT ROAD-ISECTN	ZZ	0.073	0.000	CATABA RD-NS
0	BEG OR END OF PAVEMENT/OIL	ZZ	0.140	0.000	.07M E,CATABA RD

53. FARMINGTON STREET - (ESCONDIDO AVE/FUENTE AVE)

STRIPING AND PAVEMENT MARKING LOCATIONS

SEQUENCE 100

TCD TYPE	DESCRIPTION	START	END	DIR	REMARKS
Intersection	CO MAINT ROAD-ISECTN	ZZ	0.000	0.000	ESCONDIDO AVE
Pavement Marking	12" White Limit Line	WB	0.005	0.000	E,ESCONDIDO AVE
Pavement Marking	STOP	WB	0.007	0.000	E,ESCONDIDO AVE
Pavement Marking	STOP	EB	0.493	0.000	37FT W,FUENTE AVE
Pavement Marking	12" White Limit Line	EB	0.496	0.000	21FT W,FUENTE AVE
Intersection	CO MAINT ROAD-ISECTN	ZZ	0.50	0.000	FUENTE AVE

54. FIR STREET - (ESCONDIDO AVE E .07M)

STRIPING AND PAVEMENT MARKING LOCATIONS

SEQUENCE 005

TCD TYPE	DESCRIPTION	DIR	START	END	REMARKS
Pavement Marking	STOP	EB	0.000	0.000	W,ESCONDIDO AV(HIST ESCONDIDO)
Pavement Marking	12" White Limit Line	EB	0.000	0.000	W,ESCONDIDO AV(HIST ESCONDIDO)
Intersection	CO MAINT ROAD-ISECTN	NS	0.000	0.000	ESCONDIDO AVENUE
Pavement Marking	12" White Limit Line	WB	0.005	0.000	E,ESCONDIDO AV(HIST ESCONDIDO)
Detail 21	NO PASSING DOUBLE YELLOW	EW	0.005	0.025	25FT E,ESCONDIDO AVE E105FT
Pavement Marking	STOP	WB	0.007	0.000	E,ESCONDIDO AV(HIST ESCONDIDO)
Detail 27B	6" WHITE RIGHT EDGE LINE	EB	0.011	0.025	60FT E,ESCONDIDO AVE E75FT
Pavement Marking	STOP AHEAD	WB	0.050	0.000	265FT E,ESCONDIDO AVE

SAN BERNARDINO COUNTY
DEPARTMENT OF PUBLIC WORKS
TRAFFIC DIVISION

PREP. BY: EV DATE: 10/3/2022

AREA: OKH YARD: 11

**55. FUCHSIA LANE - (DESMOND DR SE/MIRANDY WY)
STRIPING AND PAVEMENT MARKING LOCATIONS
SEQUENCE 050**

TCD TYPE	DESCRIPTION	DIR	START	END	REMARKS
Intersection	CO MAINT ROAD-ISECTN	ZZ	0.000	0.000	DESMOND DR
Intersection	CO MAINT ROAD-ISECTN	ZZ	0.199	0.000	MIRANDY WAY

**56. FUENTE AVENUE - (.01 S,JENNY ST N/FARMINGTON ST)
STRIPING AND PAVEMENT MARKING LOCATIONS
SEQUENCE 030**

TCD TYPE	DESCRIPTION	DIR	START	END	REMARKS
0	BEGINNING OF TCD INVENTORY RTE	NS	0.000	0.000	.01M S, JENNY ST
Intersection	CO MAINT ROAD-ISECTN	ZZ	0.010	0.000	JENNY ST
Intersection	CO MAINT ROAD-ISECTN	EW	0.260	0.000	FARMINGTON ST

**57. FUENTE LANE - (BUENA VISTA LN E/FUENTA AVE)
STRIPING AND PAVEMENT MARKING LOCATIONS
SEQUENCE 050**

TCD TYPE	DESCRIPTION	DIR	START	END	REMARKS
Intersection	CO MAINT ROAD-ISECTN	ZZ	0.000	0.000	BUENA VISTA LN
Pavement Marking	STOP	EB	0.041	0.000	W,FUENTE AVE
Pavement Marking	12" White Limit Line	EB	0.044	0.000	W,FUENTE AVE
Intersection	CO MAINT ROAD-ISECTN	ZZ	0.048	0.000	FUENTA AVE

**58. GAYLE WAY - (.13M S,MUSGRAVE RD N/JENNY ST)
STRIPING AND PAVEMENT MARKING LOCATIONS
SEQUENCE 010**

TCD TYPE	DESCRIPTION	DIR	START	END	REMARKS
0	BEGINNING OF TCD INVENTORY RTE	ZZ	0.000	0.000	BEG, MAINT-0.13M S,MUSGRAVE RD
Intersection	CO MAINT ROAD-ISECTN	ZZ	0.133	0.000	MUSGRAVE RD
Pavement Marking	STOP	NB	0.250	0.000	S,JENNY ST
Pavement Marking	12" White Limit Line	NB	0.253	0.000	S,JENNY ST
Intersection	CO MAINT ROAD-ISECTN	ZZ	0.258	0.000	JENNY ST-END

**59. GREENWOOD STREET - (AFTON AVE E/AGATE RD)
STRIPING AND PAVEMENT MARKING LOCATIONS
SEQUENCE 010**

TCD TYPE	DESCRIPTION	DIR	START	END	REMARKS
0	BEGINNING OF TCD INVENTORY RTE		0.000	0.000	BEG-AFTON AVE
0	END TCD INVENTORY RTE		0.190	0.000	END-AGATE RD

SAN BERNARDINO COUNTY DEPARTMENT OF PUBLIC WORKS	
TRAFFIC DIVISION	
PREP. BY: EV	DATE: 10/3/2022
AREA: OKH	YARD: 11
Page 24 of 33	

**60. JENNY STREET - (BRACEO ST E/OAK HILL RD)
STRIPING AND PAVEMENT MARKING LOCATIONS
SEQUENCE 010**

TCD TYPE	DESCRIPTION	DIR	START	END	REMARKS
Pavement Marking	12" White Limit Line	EB	0.005	0.000	E,BRACEO ST
Detail 27B	6" WHITE RIGHT EDGE LINE	WB	0.008	0.660	BRACEO ST E/OAK HILL RD
Detail 27B	6" WHITE RIGHT EDGE LINE	EB	0.007	0.662	BRACEO ST E/ OAK HILL RD
Detail 21	NO PASSING DOUBLE YELLOW	EW	0.005	0.670	BRACEO ST E/OAK HILL RD
Pavement Marking	STOP	WB	0.007	0.000	E,BRACEO ST
Pavement Marking	SPEED LIMIT 40	EB	0.037	0.000	190FT E, BRACEO ST
Pavement Marking	SPEED LIMIT 40	EB	0.037	0.000	190FT E, BRACEO ST
Intersection	CO MAINT ROAD-ISECTN	AD	0.140	0.000	MONTEREY DR
Intersection	NON-MAINT ROAD-CO	NS	0.384	0.000	COLUMBINE RD
Pavement Marking	SPEED LIMIT 40	WB	0.504	0.000	634FT E,COLUMBINE RD
Pavement Marking	STOP AHEAD	EB	0.566	0.000	550FT W,OAK HILL RD
Pavement Marking	STOP	EB	0.664	0.000	W,OAK HILL RD
Pavement Marking	12" White Limit Line	EB	0.667	0.000	W,OAK HILL RD
Intersection	CO MAINT ROAD-ISECTN	AD	0.670	0.000	OAK HILL RD

**61. JENNY STREET - (.14M W,GAYLE WY E/KOURIE WY)
STRIPING AND PAVEMENT MARKING LOCATIONS
SEQUENCE 080**

TCD TYPE	DESCRIPTION	DIR	START	END	REMARKS
0	BEGINNING OF TCD INVENTORY RTE	ZZ	0.000	0.000	BEG-MAINT-0.14M W,GAYLE WY
Intersection	CO MAINT ROAD-ISECTN	ZZ	0.131	0.000	GAYLE WY
Pavement Marking	STOP	EB	0.186	0.000	W,KOURIE WY
Pavement Marking	12" White Limit Line	EB	0.188	0.000	W,KOURIE WY
Intersection	CO MAINT ROAD-ISECTN	ZZ	0.200	0.000	KOURIE WY

**62. JENNY STREET - (.10M W,FUENTE AVE E/FUENTE AVE)
STRIPING AND PAVEMENT MARKING LOCATIONS
SEQUENCE 090**

TCD TYPE	DESCRIPTION	DIR	START	END	REMARKS
0	BEGINNING OF TCD INVENTORY RTE	ZZ	0.000	0.000	BEG,MAINT .10M W,FUENTE AVE
Pavement Marking	STOP	EB	0.095	0.000	W,FUENTE AVE
Pavement Marking	12" White Limit Line	EB	0.097	0.000	W,FUENTE AVE
Intersection	CO MAINT ROAD-ISECTN	ZZ	0.100	0.000	FUENTE AVE

**63. JOSHUA ROAD - (MESQUITE ST N/CEDAR ST)
STRIPING AND PAVEMENT MARKING LOCATIONS
SEQUENCE 010**

TCD TYPE	DESCRIPTION	DIR	START	END	REMARKS
Intersection	CO MAINT ROAD-ISECTN	EW	0.000	0.000	MESQUITE STREET
Detail 27B	6" WHITE RIGHT EDGE LINE	NB	0.004	0.534	N,MESQUITE ST
Detail 27B	6" WHITE RIGHT EDGE LINE	SB	0.004	0.534	N,MESQUITE ST
Detail 21	NO PASSING DOUBLE YELLOW	NS	0.005	0.533	26FT N,MESQUITE ST
Pavement Marking	12" White Limit Line	SB	0.005	0.000	N,MESQUITE ST
Pavement Marking	STOP	SB	0.007	0.000	37FT N,MESQUITE ST
Pavement Marking	STOP AHEAD	SB	0.061	0.000	322FT N,MESQUITE ST
Pavement Marking	STOP AHEAD	NB	0.467	0.000	385FT S,CEDAR ST
Pavement Marking	STOP	NB	0.529	0.000	S,CEDAR ST
Pavement Marking	12" White Limit Line	NB	0.533	0.000	S,CEDAR ST
Intersection	CO MAINT ROAD-ISECTN	EW	0.540	0.000	CEDAR STREET

**64. LANDOVER AVENUE - (WHITEHAVEN RD N/FARMINGTON ST)
STRIPING AND PAVEMENT MARKING LOCATIONS
SEQUENCE 050**

TCD TYPE	DESCRIPTION	DIR	START	END	REMARKS
Intersection	CO MAINT ROAD-ISECTN	ZZ	0.000	0.000	WHITEHAVEN RD
Intersection	CO MAINT ROAD-ISECTN	ZZ	0.099	0.000	DESMOND DR
Intersection	CO MAINT ROAD-ISECTN	ZZ	0.400	0.000	WISTERIA CT
Intersection	CO MAINT ROAD-ISECTN	ZZ	0.495	0.000	FARMINGTON ST

**65. MACRON STREET - (SAGE ST N/CEDAR ST)
STRIPING AND PAVEMENT MARKING LOCATIONS
SEQUENCE 010**

TCD TYPE	DESCRIPTION	DIR	START	END	REMARKS
Pavement Marking	STOP	NB	0.000	0.000	S,SAGE ST
Pavement Marking	12" White Limit Line	NB	0.000	0.000	S,SAGE ST
Intersection	CO MAINT ROAD-ISECTN	NS	0.000	0.000	SAGE STREET
Pavement Marking	12" White Limit Line	SB	0.005	0.000	N,SAGE ST
Pavement Marking	STOP	SB	0.007	0.000	N,SAGE ST
Pavement Marking	STOP AHEAD	SB	0.062	0.000	327FT N,SAGE ST
Pavement Marking	STOP AHEAD	NB	0.182	0.000	359FT S,CEDAR ST
Pavement Marking	STOP	NB	0.244	0.000	S,CEDAR ST
Pavement Marking	12" White Limit Line	NB	0.248	0.000	S,CEDAR ST
Intersection	CO MAINT ROAD-ISECTN	NS	0.250	0.000	CEDAR STREET

SAN BERNARDINO COUNTY DEPARTMENT OF PUBLIC WORKS	
TRAFFIC DIVISION	
PREP. BY: EV	DATE: 10/3/2022
AREA: OKH	YARD: 11
Page 26 of 33	

**66. MERRICK STREET - (ARROWHEAD RD N/TAYLOR WAY)
STRIPING AND PAVEMENT MARKING LOCATIONS
SEQUENCE 010**

TCD TYPE	DESCRIPTION	DIR	START	END	REMARKS
Intersection	CO MAINT ROAD-ISECTN	NS	0.000	0.000	ARROWHEAD ROAD
Pavement Marking	12" White Limit Line	SB	0.005	0.000	N,ARROWHEAD RD
Pavement Marking	STOP	SB	0.006	0.000	N,ARROWHEAD RD
Intersection	CO MAINT ROAD-ISECTN	EW	0.220	0.000	TAYLOR WAY

**67. MESA AVENUE - (ELM ST N/PALM ST)
STRIPING AND PAVEMENT MARKING LOCATIONS
SEQUENCE 050**

TCD TYPE	DESCRIPTION	DIR	START	END	REMARKS
Intersection	CO MAINT ROAD-ISECTN	ZZ	0.000	0.000	ELM ST
Pavement Marking	12" White Limit Line	SB	0.005	0.000	N,ELM ST
Pavement Marking	STOP	SB	0.007	0.000	N,ELM ST
Pavement Marking	STOP	NB	0.071	0.000	S,PALM ST
Pavement Marking	12" White Limit Line	NB	0.071	0.000	S,PALM ST
Intersection	CO MAINT ROAD-ISECTN	ZZ	0.078	0.000	PALM ST

**68. MESA LINDA STREET- (.32M S,FARMINGTON N/FARMINGTON ST)
STRIPING AND PAVEMENT MARKING LOCATIONS
SEQUENCE 010**

TCD TYPE	DESCRIPTION	DIR	START	END	REMARKS
0	BEGINNING OF TCD INVENTORY SITE	ZZ	0.000	0.000	0.32M S,FARMINGTON ST-BEG
Intersection	CO MAINT ROAD-ISECTN	ZZ	0.161	0.000	WILD ROSE CT
Pavement Marking	STOP	NB	0.313	0.000	S,FARMINGTON ST
Pavement Marking	12" White Limit Line	NB	0.316	0.000	S,FARMINGTON ST
Intersection	CO MAINT ROAD-ISECTN	ZZ	0.320	0.000	FARMINGTON ST-END

**69. MIRANDY WAY- (WHITEHAVEN RD NE/BRACEO ST)
STRIPING AND PAVEMENT MARKING LOCATIONS
SEQUENCE 050**

TCD TYPE	DESCRIPTION	DIR	START	END	REMARKS
Intersection	CO MAINT ROAD-ISECTN	ZZ	0.000	0.000	WHITEHAVEN RD
Pavement Marking	12" White Limit Line	SB	0.004	0.000	N,WHITEHAVEN RD
Pavement Marking	STOP	SB	0.005	0.000	N,WHITEHAVEN RD
Intersection	CO MAINT ROAD-ISECTN	ZZ	0.312	0.000	FUCHSIA LANE
Pavement Marking	STOP	EB	0.368	0.000	W,BRACEO ST
Pavement Marking	12" White Limit Line	EB	0.370	0.000	W,BRACEO ST
Intersection	CO MAINT ROAD-ISECTN	ZZ	0.370	0.000	BRACEO ST

SAN BERNARDINO COUNTY DEPARTMENT OF PUBLIC WORKS	
TRAFFIC DIVISION	
PREP. BY: EV	DATE: 10/3/2022
AREA: OKH	YARD: 11
Page 27 of 33	

**70. MISSION STREET- (ESCONDIDO AVE E .13M)
STRIPING AND PAVEMENT MARKING LOCATIONS
SEQUENCE 005**

TCD TYPE	DESCRIPTION	DIR	START	END	REMARKS
Pavement Marking	STOP	EB	0.000	0.000	W,ESCONDIDO AVE
Pavement Marking	12" White Limit Line	EB	0.000	0.000	W,ESCONDIDO AVE
Intersection	CO MAINT ROAD-ISECTN	NS	0.000	0.000	ESCONDIDO AVENUE
Pavement Marking	12" White Limit Line	WB	0.005	0.000	E,ESCONDIDO AVE
Detail 21	NO PASSING DOUBLE YELLOW	EW	0.005	0.024	25FT E,ESCONDIDO AVE E100FT
Pavement Marking	STOP	WB	0.007	0.000	E,ESCONDIDO AVE
Detail 27B	6" WHITE RIGHT EDGE LINE	EB	0.011	0.025	60FT E,ESCONDIDO AVE E70FT
Pavement Marking	STOP AHEAD	WB	0.090	0.000	475FT E,ESCONDIDO AVE
0	BEG OR END OF PAVEMENT/OIL	EW	0.105	0.000	555FT E,ESCONDIDO AVE

**71. MONTEREY COURT - (.08M W,MONTEREY DR E/MONTEREY DR)
STRIPING AND PAVEMENT MARKING LOCATION
SEQUENCE 050**

TCD TYPE	DESCRIPTION	DIR	START	END	REMARKS
0	BEGINNING OF TCD INVENTORY RTE	ZZ	0.000	0.000	BEG
Intersection	CO MAINT ROAD-ISECTN	ZZ	0.000	0.000	MONTEREY DR

**72. MONTEREY DRIVE- (JENNY ST N/FARMINGTON ST)
STRIPING AND PAVEMENT MARKING LOCATIONS
SEQUENCE 050**

TCD TYPE	DESCRIPTION	DIR	START	END	REMARKS
Intersection	CO MAINT ROAD-ISECTN	EW	0.000	0.000	JENNY ST
Pavement Marking	12" White Limit Line	SB	0.004	0.000	N,JENNY ST
Pavement Marking	STOP	SB	0.006	0.000	N,JENNY ST
Intersection	CO MAINT ROAD-ISECTN	ZZ	0.147	0.000	MONTEREY CT
Intersection	CO MAINT ROAD-ISECTN	ZZ	0.173	0.000	CANYON DR
Pavement Marking	STOP	NB	0.320	0.000	S,FARMINGTON ST
Pavement Marking	12" White Limit Line	NB	0.320	0.000	S,FARMINGTON ST
Intersection	CO MAINT ROAD-ISECTN	ZZ	0.320	0.000	FARMINGTON ST

**73. MOUNTAIN DRIVE- (VALLEY VIEW DR E/CRESCENT DR)
STRIPING AND PAVEMENT MARKING LOCATIONS
SEQUENCE 050**

TCD TYPE	DESCRIPTION	DIR	START	END	REMARKS
Intersection	CO MAINT ROAD-ISECTN	ZZ	0.000	0.000	VALLEY VIEW DR
Pavement Marking	12" White Limit Line	WB	0.004	0.000	E, VALLEY VIEW DR
Pavement Marking	STOP	WB	0.006	0.000	E,VALLEY VIEW DR
Pavement Marking	STOP	EB	0.188	0.000	W,CRESCENT DR
Pavement Marking	12" White Limit Line	EB	0.191	0.000	W,CRESCENT DR
Intersection	CO MAINT ROAD-ISECTN	ZZ	0.196	0.000	CRESCENT DR

SAN BERNARDINO COUNTY DEPARTMENT OF PUBLIC WORKS	
TRAFFIC DIVISION	
PREP. BY: EV	DATE: 10/3/2022
AREA: OKH	YARD: 11
Page 28 of 33	

**74. MUSGRAVE ROAD- (.11M W,CALIENTE RD E 0.05M)
STRIPING AND PAVEMENT MARKING LOCATIONS
SEQUENCE 010**

TCD TYPE	DESCRIPTION	DIR	START	END	REMARKS
0	BEGINNING OF TCD INVENTORY RTE	ZZ	0.000	0.000	BEG,RTE

**75. MUSGRAVE ROAD- (CORIANDER DR E/GAYLE WY)
STRIPING AND PAVEMENT MARKING LOCATIONS
SEQUENCE 030**

TCD TYPE	DESCRIPTION	DIR	START	END	REMARKS
Intersection	CO MAINT ROAD-ISECTN	ZZ	0.000	0.000	CORIANDER DR
Pavement Marking	12" White Limit Line	WB	0.005	0.000	E,CORIANDER DR
Pavement Marking	STOP	WB	0.007	0.000	E,CORIANDER DR
Intersection	CO MAINT ROAD-ISECTN	ZZ	0.064	0.000	SHELBY CT
Pavement Marking	STOP	EB	0.182	0.000	W,GAYLE WY
Pavement Marking	12" White Limit Line	EB	0.184	0.000	W,GAYLE WY
Intersection	CO MAINT ROAD-ISECTN	ZZ	0.189	0.000	GAYLE WY

**76. OAK HILL ROAD- (0.02M N,CALIENTE RD N/0.03M S,JENNY ST)
STRIPING AND PAVEMENT MARKING LOCATIONS
SEQUENCE 045**

TCD TYPE	DESCRIPTION	DIR	START	END	REMARKS
0	BEGINNING OF TCD INVENTORY RTE	NS	0.000	0.000	105FT N,CALIENTE RD
Detail 21	NO PASSING DOUBLE YELLOW	NS	0.000	0.260	105'N,CALIENTE N/.03M S,JENNY
Detail 27B	6" WHITE RIGHT EDGE LINE	NB	0.000	0.260	105' N,CALIENTE N/.03M S,JENNY
Detail 27B	6" WHITE RIGHT EDGE LINE	SB	0.000	0.260	105'N,CALIENTE N/.03M S,JENNY
Pavement Marking	STOP AHEAD	SB	0.081	0.000	535FT N,CALIENTE RD
Intersection	SYSTEM SEQUENCE CHANGE	NS	0.260	0.000	END,SEQ-160FT S,JENNY ST

NOT FOR BID

**77. OAK HILL ROAD- (.03M S,JENNY ST N/RANCHERO RD)
STRIPING AND PAVEMENT MARKING LOCATIONS
SEQUENCE 040**

TCD TYPE	DESCRIPTION	DIR	START	END	REMARKS
Intersection	SYSTEM SEQUENCE CHANGE	NS	0.000	0.000	.03M S,JENNY ST
¹ Detail 22	NO PASSING DOUBLE YELLOW W/RPM	NS	0.000	0.189	0.03M S, JENNY ST N/ 1000 FEET
Intersection	CO MAINT ROAD-ISECTN	ZZ	0.027	0.000	JENNY ST
¹ Detail 22	NO PASSING DOUBLE YELLOW W/RPM	NS	0.189	0.868	942FT N, JENNY ST N/ 3585FT
Detail 22	NO PASSING DOUBLE YELLOW W/RPM	NS	0.868	0.976	570FT S, RANCHERO RD N 570FEET
Pavement Marking	STOP AHEAD	NB	0.871	0.000	550FT S,RANCHERO RD
Intersection	CO MAINT ROAD-ISECTN	ZZ	0.978	0.000	RANCHERO RD
Pavement Marking	STOP	NB	0.974	0.000	26FT S,RANCHERO RD
Pavement Marking	12" White Limit Line	NB	0.976	0.000	13FT S,RANCHERO RD

¹. Provide centerline and edge line breaks at all listed intersections as directed by Engineers

**78. OUTPOST ROAD- (BLUE ROSE LANE N/FARMINGTON ST)
STRIPING AND PAVEMENT MARKING LOCATIONS
SEQUENCE 010**

TCD TYPE	DESCRIPTION	DIR	START	END	REMARKS
0	BEGINNING OF TCD INVENTORY RTE	ZZ	0.000	0.000	BEG MAINT
Intersection	CO MAINT ROAD-ISECTN	ZZ	0.170	0.000	Z-0 FARMINGTON ST

**79. PANORAMA CIRCLE- (ELM ST E/PANORAMA LN)
STRIPING AND PAVEMENT MARKING LOCATIONS
SEQUENCE 050**

TCD TYPE	DESCRIPTION	DIR	START	END	REMARKS
Intersection	CO MAINT ROAD-ISECTN	ZZ	0.000	0.000	ELM ST
Pavement Marking	12" White Limit Line	SB	0.004	0.000	N,ELM ST
Pavement Marking	STOP	SB	0.006	0.000	N,ELM ST
Intersection	CO MAINT ROAD-ISECTN	ZZ	0.142	0.000	PANORAMA LN

SAN BERNARDINO COUNTY DEPARTMENT OF PUBLIC WORKS	
TRAFFIC DIVISION	
PREP. BY: EV	DATE: 10/3/2022
AREA: OKH	YARD: 11
Page 30 of 33	

**80. PANORAMA LANE- (ELM ST N/PANORAMA CIR)
STRIPING AND PAVEMENT MARKING LOCATIONS
SEQUENCE 050**

TCD TYPE	DESCRIPTION	DIR	START	END	REMARKS
Intersection	CO MAINT ROAD-ISECTN		0.000	0.000	ELM ST
Pavement Marking	12" White Limit Line	SB	0.004	0.000	N,ELM ST
Pavement Marking	STOP	SB	0.006	0.000	N,ELM ST
Intersection	CO MAINT ROAD-ISECTN	ZZ	0.066	0.000	PANORAMA CIR

**81. PERRIS STREET- (ESCONDIDO AVE E .13M)
STRIPING AND PAVEMENT MARKING LOCATIONS
SEQUENCE 010**

TCD TYPE	DESCRIPTION	DIR	START	END	REMARKS
Intersection	CO MAINT ROAD-ISECTN	NS	0.000	0.000	ESCONDIDO AVENUE
Pavement Marking	12" White Limit Line	WB	0.005	0.000	E,ESCONDIDO AV(HIST ESCONDIDO)
Detail 21	NO PASSING DOUBLE YELLOW	EW	0.005	0.021	E,ESCONDIDO AVE E100FT
Pavement Marking	STOP	WB	0.006	0.000	E,ESCONDIDO AV(HIST ESCONDIDO)
Detail 27B	6" WHITE RIGHT EDGE LINE	EB	0.011	0.021	60FT E,ESCONDIDO AVE E70FT
Pavement Marking	STOP AHEAD	WB	0.088	0.000	464FT E,ESCONDIDO AVE
0	BEG OR END OF PAVEMENT/OIL	EW	0.113	0.000	595FT E,ESCONDIDO AVE

**82. RANCHERO ROAD- (OAK HILL RD (N LEG)E/OAK HILL RD (SLEG))
STRIPING AND PAVEMENT MARKING LOCATIONS
SEQUENCE 010**

TCD TYPE	DESCRIPTION	DIR	START	END	REMARKS
Pavement Marking	STOP	EB	0.000	0.000	W,OAK HILL RD N-LEG
Pavement Marking	12" White Limit Line	EB	0.000	0.000	W,OAK HILL RD N-LEG
Intersection	CO MAINT ROAD-ISECTN	ZZ	0.000	0.000	OAK HILL RD N LEG
Pavement Marking	STOP	NB	0.002	0.000	ASTER RD S,RANCHERO/OAK HILL
Pavement Marking	12" White Limit Line	NB	0.002	0.000	ASTER RD S,RANCHERO/OAK HILL
Detail 21	NO PASSING DOUBLE YELLOW	EW	0.004	0.242	OAK HILL RD NLEG E/.25M
Pavement Marking	12" White Limit Line	WB	0.004	0.000	E,ASTER RD/OAK HILL R N-LEG
Pavement Marking	STOP	WB	0.006	0.000	E,ASTER/OAK HILL RD N-LEG
Pavement Marking	STOP AHEAD	WB	0.061	0.000	322FT E,ASTER RD/OAK HILL N LG
Intersection	CO MAINT ROAD-ISECTN	ZZ	0.250	0.000	OAK HILL RD S-LEG

SAN BERNARDINO COUNTY DEPARTMENT OF PUBLIC WORKS	
TRAFFIC DIVISION	
PREP. BY: EV	DATE: 10/3/2022
AREA: OKH	YARD: 11
Page 31 of 33	

**83. SAGE STREET- (ASTER RD E/DAISY RD)
STRIPING AND PAVEMENT MARKING LOCATIONS
SEQUENCE 005**

TCD TYPE	DESCRIPTION	DIR	START	END	REMARKS
Intersection	CO MAINT ROAD-ISECTN	ZZ	0.000	0.000	ASTER RD-BEG MAINT
¹ Detail 27B	6" WHITE RIGHT EDGE LINE	EB	0.004	0.244	E,ASTER RD\DAISY ROAD
¹ Detail 27B	6" WHITE RIGHT EDGE LINE	WB	0.004	0.244	E,ASTER RD\DAISY ROAD
¹ Detail 21	NO PASSING DOUBLE YELLOW	EW	0.005	0.243	E,ASTER RD\DAISY ROAD
Pavement Marking	12" White Limit Line	WB	0.005	0.000	E,ASTER RD
Pavement Marking	STOP	WB	0.006	0.000	E,ASTER RD
Pavement Marking	SPEED LIMIT 30	EB	0.013	0.000	69FT E,ASTER RD
Pavement Marking	SPEED LIMIT 30	WB	0.110	0.000	79FT W,MACRON ST
Intersection	CO MAINT ROAD-ISECTN	ZZ	0.125	0.000	MACRON ST
Pavement Marking	SPEED LIMIT 30	EB	0.139	0.000	74FT E,MACRON ST
Pavement Marking	SPEED LIMIT 30	WB	0.234	0.000	84FT W,DAISY RD
Intersection	CO MAINT ROAD-ISECTN	ZZ	0.250	0.000	DAISY RD

¹. Provide centerline and edge line breaks at all listed intersections as directed by Engineers

**84. SHELBY COURT- (.13M S,MUSGRAVE RD N\MUSGRAVE RD)
STRIPING AND PAVEMENT MARKING LOCATIONS
SEQUENCE 010**

TCD TYPE	DESCRIPTION	DIR	START	END	REMARKS
0	BEGINNING OF TCD INVENTORY RTE	ZZ	0.000	0.000	BEG-MAINT-0.13M S,MUSGRAVE RD
Pavement Marking	STOP	NB	0.125	0.000	S,MUSGRAVE RD
Pavement Marking	12" White Limit Line	NB	0.126	0.000	S,MUSGRAVE RD
Intersection	CO MAINT ROAD-ISECTN	ZZ	0.130	0.000	MUSGRAVE RD

**85. TAYLOR WAY - (MERRICK ST E/ARROWHEAD RD)
STRIPING AND PAVEMENT MARKING LOCATIONS
SEQUENCE 010**

TCD TYPE	DESCRIPTION	DIR	START	END	REMARKS
Intersection	CO MAINT ROAD-ISECTN	AD	0.000	0.000	MERRICK STREET
Pavement Marking	STOP AHEAD	EB	0.288	0.000	380FT W, ARROWHEAD RD
Pavement Marking	STOP	EB	0.355	0.000	W,ARROWHEAD RD
Pavement Marking	12" White Limit Line	EB	0.357	0.000	W,ARROWHEAD RD
Intersection	CO MAINT ROAD-ISECTN	EW	0.360	0.000	ARROWHEAD ROAD

**86. VALLEY VIEW DRIVE- (CEDAR ST N/ELM ST)
STRIPING AND PAVEMENT MARKING LOCATIONS -SEQUENCE 050**

TCD TYPE	DESCRIPTION	DIR	START	END	REMARKS
Intersection	CO MAINT ROAD-ISECTN	ZZ	0.000	0.000	CEDAR ST
Pavement Marking	12" White Limit Line	SB	0.004	0.000	N,CEDAR STREET
Pavement Marking	STOP	SB	0.007	0.000	N,CEDAR STREET
Intersection	CO MAINT ROAD-ISECTN	ZZ	0.064	0.000	BUENA VISTA DR
Intersection	CO MAINT ROAD-ISECTN	ZZ	0.127	0.000	MOUNTAIN DR
Intersection	CO MAINT ROAD-ISECTN	ZZ	0.186	0.000	ELM ST

**87. WHITEHAVEN STREET- (LANDOVER AVE E/BRACEO ST)
STRIPING AND PAVEMENT MARKING LOCATIONS SEQUENCE 050**

TCD TYPE	DESCRIPTION	DIR	START	END	REMARKS
Intersection	CO MAINT ROAD-ISECTN	ZZ	0.000	0.000	LANDOVER AVE
Intersection	CO MAINT ROAD-ISECTN	ZZ	0.228	0.000	MIRANDY WAY
Intersection	CO MAINT ROAD-ISECTN	ZZ	0.490	0.000	BRACEO ST

**88. WHITEHAVEN STREET - (BRACEO ST E-.25M)
STRIPING AND PAVEMENT MARKING LOCATIONS SEQUENCE 060**

TCD TYPE	DESCRIPTION	DIR	START	END	REMARKS
Intersection	CO MAINT ROAD-ISECTN	ZZ	0.000	0.000	BRACEO STREET
Intersection	NON-MAINT ROAD-CO	ZZ	0.250	0.000	JOSHUA ROAD END MAINT

**89. WHITEHAVEN STREET - (.11M W,BLUE ROSE WY E/.11M E,BLUE ROSE WY)
STRIPING AND PAVEMENT MARKING LOCATIONS SEQUENCE 070**

TCD TYPE	DESCRIPTION	DIR	START	END	REMARKS
0	BEGINNING OF TCD INVENTORY RTE	ZZ	0.000	0.000	BEG,MT-0.11M W,BLUE ROSE LN
Intersection	CO MAINT ROAD-ISECTN	ZZ	0.110	0.000	BLUE ROSE LN
0	END TCD INVENTORY RTE	ZZ	0.220	0.000	END,MT-0.11M E,BLUE ROSE LN

**90. WILD ROSE COURT- (.11M W,LINDA MESA ST E/LINDA MESA ST)
STRIPING AND PAVEMENT MARKING LOCATIONS SEQUENCE 010**

TCD TYPE	DESCRIPTION	DIR	START	END	REMARKS
0	BEGINNING OF TCD INVENTORY RTE	ZZ	0.000	0.000	.11M W, MESA LINDA ST
Intersection	NON-MAINT ROAD-CO	ZZ	0.101	0.000	MESA LINDA STREET

**91. WISTERIA COURT- (LANDOVER AVE E .12M)
STRIPING AND PAVEMENT MARKING LOCATIONS SEQUENCE 050**

TCD TYPE	DESCRIPTION	DIR	START	END	REMARKS
Intersection	CO MAINT ROAD-ISECTN	ZZ	0.000	0.000	LANDOVER AVE
0	END TCD INVENTORY RTE	ZZ	0.114	0.000	END

BIDDER: _____

PROPOSAL

TO THE BOARD OF SUPERVISORS
OF THE SAN BERNARDINO COUNTY
STATE OF CALIFORNIA

For Construction On

**CEDAR STREET AND OTHER ROADS - PHASE I
Various Roads**

LENGTH: 14.36 Miles
WORK ORDER: H15173
AREA: Oak Hills
ROAD NO.: Various

NOTICE: BIDDERS MUST OBTAIN BIDDING DOCUMENTS AND PREPARE THEIR BIDS ON FORMS OBTAINED DIRECTLY FROM THE SAN BERNARDINO COUNTY DEPARTMENT OF PUBLIC WORKS OR FROM THE SAN BERNARDINO COUNTY ELECTRONIC PROCUREMENT NETWORK (ePRO) <https://epro.sbcounty.gov/epro/>. BIDS PREPARED ON FORMS OBTAINED FROM OTHER SOURCES WILL NOT BE ACCEPTED. BIDDERS MUST BE LISTED ON THE OFFICIAL PLAN HOLDERS LIST AT THE TIME BIDS ARE PUBLICLY OPENED. BIDS RECEIVED FROM BIDDERS WHO ARE NOT LISTED ON THE OFFICIAL PLAN HOLDERS LIST WILL NOT BE ACCEPTED.

The undersigned, as bidder, declares that the only persons or parties interested in this proposal as principals are those named herein, that this proposal is made without collusion with any other person, firm, or corporation; that bidder has carefully examined the location of the proposed work, the proposed form of contract, and the plans and specifications therein referred to; and bidder proposes and agrees if this proposal is accepted, that bidder will contract with the San Bernardino County, in the form of the copy of the contract to provide all necessary machinery, tools, apparatus and other means of construction, and to do all work and furnish all the materials specified in the contract, in the manner and in the time therein prescribed, and according to the requirements of the Engineer as therein set forth, and that bidder will take in full payment therefore the following prices, to wit:

PROPOSAL CHECKLIST AND ASSEMBLY SEQUENCE

IMPORTANT

Failure to Properly Complete Bid Package May Result in Rejection of Bid

1

Proposal – Assemble all pages in same numbering sequence as original.

- Replacement Bid Sheets from Addendum are substituted in sequence, if applicable.
- Unit Prices are entered for all bid items (or Alternate bid items).
- Corrections or changes to the bid document are initialed.
- Subcontractors, if any, are listed
- Public Contract Code Section 10285.1 Statement is executed
- Public Contract Code Section 10162 Questionnaire is completed
- Noncollusion Declaration is executed and submitted with bid.
- Bidder Information is completed and correct.
- Proposal is complete and signed by authorized company representative.

2

Addendums, if any, are acknowledged. (Normally sent by facsimile and mail)

- "Bidder's Certification" (Just the Certification page) are executed and attached.

3

Bidder's Security.

- 10% of Bid Amount in Cash, Cashier's Check, Certified Check or Bidder's Bond.
- If Bidder's Bond, surety signature is notarized.
- If Bidder's Bond, surety power of attorney is attached.

4

ePRO.

- Registered as a Vendor in the ePro System prior to date and time to receive bid.
- If submitting bid through ePro, original Bid Security submitted in a separate sealed envelope labeled "Bid Bond" with the title of the work and name of bidder marked on outside of envelope to the Department of Public Works, Front Reception. Must be received on or before the time set for the opening of bids.
- If submitting a bid through ePro, Scan and attach to your quote the Fully Executed Proposal Documents (pages P-1 thru P-14).
- If submitting a bid through ePro, Scan and attach to your quote the Fully Executed Certification Page for ALL Addendums.

5

REGISTERED WITH THE DEPARTMENT OF INDUSTRIAL RELATIONS (DIR) (SENATE BILL 854).

DIR Registration Number identified for Bidder and all subcontractors.

Bidder: _____

Project: **CEDAR STREET AND OTHER ROADS - Phase I**

W.O.#: **H15173**

Limits: **Various Roads**

Item No.	Approx. Quant.	Meas. Unit	Item Description	Unit Price	Total
PHASE I					
1	200,000	F.A.	Supplemental Work At Force Account (Unforeseen Subgrade Stabilization, Utility Conflict, Repair Potholes, Cracks Sealing and Pavement Patching)	\$ 1.00	\$ 200,000.00
2	1	L.S.	Water Pollution Control Program	\$	\$
3	1	L.S.	Mobilization	\$	\$
4	1	L.S.	Quality Control Program	\$	\$
5	1	L.S.	Traffic Control System	\$	\$
6	1	L.S.	Finishing Roadway	\$	\$
7	4	E.A.	Portable Changeable Message Signs	\$	\$
8	21,600	S.Y.	Cold Plane Asphalt Concrete Pavement (0.12' Thk)	\$	\$
9	7,500	S.Y.	Cold Plane Asphalt Concrete Pavement (0.12' Thk)	\$	\$
10	8,100	S.Y.	Cold Plane Asphalt Concrete Pavement (0.20 Thk)	\$	\$
11	208,800	S.Y.	Slurry Seal (Type II)	\$	\$
12	208,800	S.Y.	Polymer Asphalt Emulsion Chip Seal (Single Application)	\$	\$
13	4,400	TON	Asphalt Concrete (Type A, 1/2-inch Aggregate Gradation, PG 70-10 HMA)	\$	\$
14	105	E.A.	Pavement Marker (Retroreflective - Blue)	\$	\$
15	437	E.A.	Pavement Marker (Retroreflective - Type D and C)	\$	\$
16	4,601	S.F.	Paint Pavement Marking (2-Coat)	\$	\$
17	58,326	L.F.	Paint 6" Wide Traffic Stripe (2-Coat)	\$	\$
18	36,158	L.F.	Paint Double 6" Wide Yellow Traffic Stripe (2-Coat)	\$	\$
PHASE I Subtotal:					
PROJECT TOTAL: \$					

Bids are to be submitted for the entire work. The amount of the bid for comparison purposes will be the total of all items.

The bidder shall set forth for each unit basis item of work a unit price and a total for the item, and for each lump sum item a total for the item, all in clearly legible figures in the respective spaces provided for this purpose. In the case of unit basis items, the amount set forth under the "Total" column shall be the extension of the unit price bid on the basis of the estimated quantity for the item.

In case of discrepancy between the unit price and the total set forth for a unit basis item, the unit price shall prevail, however, if the amount set forth as a unit price is ambiguous, unintelligible or uncertain for any cause, or is omitted, then the amount set forth in the "Total" column for the item shall prevail and shall be divided by the estimated quantity for the item and the price thus obtained, rounded to the next lower penny, shall be the unit price.

If this proposal shall be accepted, the contract shall be signed by the successful bidder and returned **within 10 days**, and the contract bonds, copy of insurance policies, and Certificates of Insurance, with documents to verify any self-insurance coverage shall be provided **within 10 days**, not including Saturdays, Sundays and legal holidays, after the bidder has received the contract for execution. Should the undersigned fail to contract as aforesaid, the Board of Supervisors may, at its option, determine that the bidder has abandoned the contract, and, thereupon, this proposal and the acceptance thereof shall be null and void, and the forfeiture of such security accompanying this proposal shall operate and the same may be the property of the San Bernardino County.

NOT FOR BID

NOTE: THIS FORM MUST BE COMPLETED, SIGNED AND RETURNED WITH THE PROPOSAL

BIDDER _____

The bidder shall complete the following information as required by the Subletting and Subcontracting Fair Practices Act, Public Contract Code section 4100 et seq.

Note: Subcontractors must be licensed and registered with the DIR (with limited exceptions from this requirement for bid purposes only under Labor Code section 1771.1(a)) at the time of the bid opening.

Information marked with ** is required. (Make additional copies of this form if needed)

SUBCONTRACTORS LIST

Name: ** _____ Fed. ID: _____ Item(s) #: ** _____

Business Location: ** _____ % (s): _____

Telephone: () _____ Amount: \$ _____

License #: ** _____ Description of Work: ** _____

DIR Registration #: ** _____

Name: ** _____ Fed. ID: _____ Item(s) #: ** _____

Business Location: ** _____ % (s): _____

Telephone: () _____ Amount: \$ _____

License #: ** _____ Description of Work: ** _____

DIR Registration #: ** _____

Name: ** _____ Fed. ID: _____ Item(s) #: ** _____

Business Location: ** _____ % (s): _____

Telephone: () _____ Amount: \$ _____

License #: ** _____ Description of Work: ** _____

DIR Registration #: ** _____

Name: ** _____ Fed. ID: _____ Item(s) #: ** _____

Business Location: ** _____ % (s): _____

Telephone: () _____ Amount: \$ _____

License #: ** _____ Description of Work: ** _____

DIR Registration #: ** _____

NOT FOR BID

NOTE: THIS FORM MUST BE COMPLETED, SIGNED AND RETURNED WITH THE PROPOSAL

PUBLIC CONTRACT CODE SECTION 10232 STATEMENT

In accordance with Public Contract Code section 10232, the Contractor hereby states, under penalty of perjury, that no more than one final unappealable finding of contempt of court by a federal court has been issued against the Contractor within the immediately preceding two year period because of the Contractor's failure to comply with an order of a federal court which orders the Contractor to comply with an order of the National Labor Relations Board.

PUBLIC CONTRACT CODE SECTION 10285.1 STATEMENT

In accordance with Public Contract Code section 10285.1, the bidder hereby declares under penalty of perjury that the bidder

has Check One has not

been convicted within the preceding three years of any offenses referred to in that section, including any charge of fraud, bribery, collusion, conspiracy, or any other act in violation of any state or federal antitrust law in connection with the bidding upon, award of, or performance of, any public works contract, as defined in Public Contract Code section 1101, with any public entity, as defined in Public Contract Code section 1100, including the Regents of the University of California or the Trustees of the California State University. The term "bidder" is understood to include any partner, member, officer, director, responsible managing officer, or responsible managing employee thereof, as referred to in Section 10285.1.

Note: The bidder must place a check mark after "has" or "has not" in one of the blank spaces provided.

The above Statements are part of the Proposal. Signing this Proposal on the signature portion thereof shall also constitute signature of these Statements.

Bidders are cautioned that making a false certification may subject the certifier to criminal prosecution.

PUBLIC CONTRACT CODE
SECTIONS 9204, 20104, 20104.2, 20104.4, 20104.6, AND 20104.50
RESOLUTION OF CONSTRUCTION CLAIMS AND PROMPT PAYMENT

9204

(a) The Legislature finds and declares that it is in the best interests of the state and its citizens to ensure that all construction business performed on a public works project in the state that is complete and not in dispute is paid in full and in a timely manner.

(b) Notwithstanding any other law, including, but not limited to, Article 7.1 (commencing with Section 10240) of Chapter 1 of Part 2, Chapter 10 (commencing with Section 19100) of Part 2, and Article 1.5 (commencing with Section 20104) of Chapter 1 of Part 3, this section shall apply to any claim by a contractor in connection with a public works project.

(c) For purposes of this section:

(1) "Claim" means a separate demand by a contractor sent by registered mail or certified mail with return receipt requested, for one or more of the following:

(A) A time extension, including, without limitation, for relief from damages or penalties for delay assessed by a public entity under a contract for a public works project.

(B) Payment by the public entity of money or damages arising from work done by, or on behalf of, the contractor pursuant to the contract for a public works project and payment for which is not otherwise expressly provided or to which the claimant is not otherwise entitled.

(C) Payment of an amount that is disputed by the public entity.

(2) "Contractor" means any type of contractor within the meaning of Chapter 9 (commencing with Section 7000) of Division 3 of the Business and Professions Code who has entered into a direct contract with a public entity for a public works project.

(3) (A) "Public entity" means, without limitation, except as provided in subparagraph (B), a state agency, department, office, division, bureau, board, or commission, the California State University, the University of California, a city, including a charter city, county, including a charter county, city and county, including a charter city and county, district, special district, public authority, political subdivision, public corporation, or nonprofit transit corporation wholly owned by a public agency and formed to carry out the purposes of the public agency.

(B) "Public entity" shall not include the following:

(i) The Department of Water Resources as to any project under the jurisdiction of that department.

(ii) The Department of Transportation as to any project under the jurisdiction of that department.

(iii) The Department of Parks and Recreation as to any project under the jurisdiction of that department.

(iv) The Department of Corrections and Rehabilitation with respect to any project under its jurisdiction pursuant to Chapter 11 (commencing with Section 7000) of Title 7 of Part 3 of the Penal Code.

(v) The Military Department as to any project under the jurisdiction of that department.

(vi) The Department of General Services as to all other projects.

(vii) The High-Speed Rail Authority.

(4) "Public works project" means the erection, construction, alteration, repair, or improvement of any public structure, building, road, or other public improvement of any kind.

(5) "Subcontractor" means any type of contractor within the meaning of Chapter 9 (commencing with Section 7000) of Division 3 of the Business and Professions Code who either is in direct contract with a contractor or is a lower tier subcontractor.

(d) (1) (A) Upon receipt of a claim pursuant to this section, the public entity to which the claim applies shall conduct a reasonable review of the claim and, within a period not to exceed 45 days, shall provide the claimant a written statement identifying what portion of the claim is disputed and what portion is undisputed. Upon receipt of a claim, a public entity and a contractor may, by mutual agreement, extend the time period provided in this subdivision.

(B) The claimant shall furnish reasonable documentation to support the claim.

(C) If the public entity needs approval from its governing body to provide the claimant a written statement identifying the disputed portion and the undisputed portion of the claim, and the governing body does not meet within the 45 days or within the mutually agreed to extension of time following receipt of a claim sent by registered mail or certified mail, return receipt requested, the public entity shall have up to three days following the next duly publicly noticed meeting of the governing body after the 45-day period, or extension, expires to provide the claimant a written statement identifying the disputed portion and the undisputed portion.

(D) Any payment due on an undisputed portion of the claim shall be processed and made within 60 days after the public entity issues its written statement. If the public entity fails to issue a written statement, paragraph (3) shall apply.

(2) (A) If the claimant disputes the public entity's written response, or if the public entity fails to respond to a claim issued pursuant to this section within the time prescribed, the claimant may demand in writing an informal conference to meet and confer for settlement of the issues in dispute. Upon receipt of a demand in writing sent by registered mail or certified mail, return receipt requested, the public entity shall schedule a meet and confer conference within 30 days for settlement of the dispute.

(B) Within 10 business days following the conclusion of the meet and confer conference, if the claim or any portion of the claim remains in dispute, the public entity shall provide the claimant a written statement identifying the portion of the claim that remains in dispute and the portion that is undisputed. Any payment due on an undisputed portion of the claim shall be processed and made within 60 days after the public entity issues its written statement. Any disputed portion of the claim, as identified by the contractor in writing, shall be submitted to nonbinding mediation, with the public entity and the claimant sharing the associated costs equally. The

public entity and claimant shall mutually agree to a mediator within 10 business days after the disputed portion of the claim has been identified in writing. If the parties cannot agree upon a mediator, each party shall select a mediator and those mediators shall select a qualified neutral third party to mediate with regard to the disputed portion of the claim. Each party shall bear the fees and costs charged by its respective mediator in connection with the selection of the neutral mediator. If mediation is unsuccessful, the parts of the claim remaining in dispute shall be subject to applicable procedures outside this section.

(C) For purposes of this section, mediation includes any nonbinding process, including, but not limited to, neutral evaluation or a dispute review board, in which an independent third party or board assists the parties in dispute resolution through negotiation or by issuance of an evaluation. Any mediation utilized shall conform to the timeframes in this section.

(D) Unless otherwise agreed to by the public entity and the contractor in writing, the mediation conducted pursuant to this section shall excuse any further obligation under Section 20104.4 to mediate after litigation has been commenced.

(E) This section does not preclude a public entity from requiring arbitration of disputes under private arbitration or the Public Works Contract Arbitration Program, if mediation under this section does not resolve the parties' dispute.

(3) Failure by the public entity to respond to a claim from a contractor within the time periods described in this subdivision or to otherwise meet the time requirements of this section shall result in the claim being deemed rejected in its entirety. A claim that is denied by reason of the public entity's failure to have responded to a claim, or its failure to otherwise meet the time requirements of this section, shall not constitute an adverse finding with regard to the merits of the claim or the responsibility or qualifications of the claimant.

(4) Amounts not paid in a timely manner as required by this section shall bear interest at 7 percent per annum.

(5) If a subcontractor or a lower tier subcontractor lacks legal standing to assert a claim against a public entity because privity of contract does not exist, the contractor may present to the public entity a claim on behalf of a subcontractor or lower tier subcontractor. A subcontractor may request in writing, either on his or her own behalf or on behalf of a lower tier subcontractor, that the contractor present a claim for work which was performed by the subcontractor or by a lower tier subcontractor on behalf of the subcontractor. The subcontractor requesting that the claim be presented to the public entity shall furnish reasonable documentation to support the claim. Within 45 days of receipt of this written request, the contractor shall notify the subcontractor in writing as to whether the contractor presented the claim to the public entity and, if the original contractor did not present the claim, provide the subcontractor with a statement of the reasons for not having done so.

(e) The text of this section or a summary of it shall be set forth in the plans or specifications for any public works project that may give rise to a claim under this section.

(f) A waiver of the rights granted by this section is void and contrary to public policy, provided, however, that (1) upon receipt of a claim, the parties may mutually agree to waive, in writing, mediation and proceed directly to the commencement of a civil action or binding arbitration, as applicable; and (2) a public entity may prescribe reasonable change order, claim, and dispute

resolution procedures and requirements in addition to the provisions of this section, so long as the contractual provisions do not conflict with or otherwise impair the timeframes and procedures set forth in this section.

(g) This section applies to contracts entered into on or after January 1, 2017.

(h) Nothing in this section shall impose liability upon a public entity that makes loans or grants available through a competitive application process, for the failure of an awardee to meet its contractual obligations.

(i) This section shall remain in effect only until January 1, 2020, and as of that date is repealed, unless a later enacted statute, that is enacted before January 1, 2020, deletes or extends that date.

20104.

(a)(1) This article applies to all public works claims of three hundred seventy-five thousand dollars (\$375,000) or less which arise between a contractor and a local agency.

(2) This article shall not apply to any claims resulting from a contract between a contractor and a public agency when the public agency has elected to resolve any disputes pursuant to Article 7.1 (commencing with Section 10240) of Chapter 1 of Part 2.

(b)(1) "Public work" means "public works contract" as defined in Section 1101 but does not include any work or improvement contracted for by the state or the Regents of the University of California.

(2) "Claim" means a separate demand by the contractor for (A) a time extension, (B) payment of money or damages arising from work done by, or on behalf of, the contractor pursuant to the contract for a public work and payment of which is not otherwise expressly provided for or the claimant is not otherwise entitled to, or (C) an amount the payment of which is disputed by the local agency.

(c) The provisions of this article or a summary thereof shall be set forth in the plans or specifications for any work which may give rise to a claim under this article.

(d) This article applies only to contracts entered into on or after January 1, 1991.

20104.2 For any claim subject to this article, the following requirements apply:

(a) The claim shall be in writing and include the documents necessary to substantiate the claim. Claims must be filed on or before the date of final payment. Nothing in this subdivision is intended to extend the time limit or supersede notice requirements otherwise provided by contract for the filing of claims.

(b)(1) For claims of less than fifty thousand dollars (\$50,000), the local agency shall respond in writing to any written claim within 45 days of receipt of the claim, or may request, in writing, within 30 days of receipt of the claim, any additional documentation supporting the claim or relating to defenses to the claim the local agency may have against the claimant.

(2) If additional information is thereafter required, it shall be requested and provided pursuant to this subdivision, upon mutual agreement of the local agency and the claimant.

(3) The local agency's written response to the claim, as further documented, shall be submitted to the claimant within 15 days after receipt of the further documentation or within a period of time no greater than that taken by the claimant in producing the additional information, whichever is greater.

(c)(1) For claims of over fifty thousand dollars (\$50,000) and less than or equal to three hundred seventy-five thousand dollars (\$375,000), the local agency shall respond in writing to all written claims within 60 days of receipt of the claim, or may request, in writing, within 30 days of receipt of the claim, any additional documentation supporting the claim or relating to defenses to the claim the local agency may have against the claimant.

(2) If additional information is thereafter required, it shall be requested and provided pursuant to this subdivision, upon mutual agreement of the local agency and the claimant.

(3) The local agency's written response to the claim, as further documented, shall be submitted to the claimant within 30 days after receipt of the further documentation, or within a period of time no greater than that taken by the claimant in producing the additional information or requested documentation, whichever is greater.

(d) If the claimant disputes the local agency's written response, or the local agency fails to respond within the time prescribed, the claimant may so notify the local agency, in writing, either within 15 days of receipt of the local agency's response or within 15 days of the local agency's failure to respond within the time prescribed, respectively, and demand an informal conference to meet and confer for settlement of the issues in dispute. Upon a demand, the local agency shall schedule a meet and confer conference within 30 days for settlement of the dispute.

(e) Following the meet and confer conference, if the claim or any portion remains in dispute, the claimant may file a claim as provided in Chapter 1 (commencing with Section 900) and Chapter 2 (commencing with Section 910) of Part 3 of Division 3.6 of Title 1 of the Government Code. For purposes of these provisions, the running of the period of time within which a claim must be filed shall be tolled from the time the claimant submits his or her written claim pursuant to subdivision (c) until the time that claim is denied as a result of the meet and confer process, including any period of time utilized by the meet and confer process.

(f) This article does not apply to tort claims and nothing in this article is intended nor shall be construed to change the time periods for filing tort claims or actions specified by Chapter 1 (commencing with Section 900) and Chapter 2 (commencing with Section 910) of Part 3 of Division 3.6 of Title 1 of the Government Code.

20104.4 The following procedures are established for all civil actions filed to resolve claims subject to this article:

(a) Within 60 days, but no earlier than 30 days, following the filing or responsive pleadings, the court shall submit the matter to nonbinding mediation unless waived by mutual stipulation of both parties. The mediation process shall provide for the selection within 15 days by both parties of a disinterested third person as mediator, shall be commenced within 30 days of the

submittal, and shall be concluded within 15 days from the commencement of the mediation unless a time requirement is extended upon a good cause showing to the court or by stipulation of both parties. If the parties fail to select a mediator within the 15-day period, any party may petition the court to appoint the mediator.

(b)(1) If the matter remains in dispute, the case shall be submitted to judicial arbitration pursuant to Chapter 2.5 (commencing with Section 1141.10) of Title 3 of Part 3 of the Code of Civil Procedure, notwithstanding Section 1141.11 of that code. The Civil Discovery Act (Title 4 (commencing with Section 2016.10) of Part 4 of the Code of Civil Procedure) shall apply to any proceeding brought under this subdivision consistent with the rules pertaining to judicial arbitration.

(2) Notwithstanding any other provision of law, upon stipulation of the parties, arbitrators appointed for purposes of this article shall be experienced in construction law, and, upon stipulation of the parties, mediators and arbitrators shall be paid necessary and reasonable hourly rates of pay not to exceed their customary rate, and such fees and expenses shall be paid equally by the parties, except in the case of arbitration where the arbitrator, for good cause, determines a different division. In no event shall these fees or expenses be paid by state or county funds.

(3) In addition to Chapter 2.5 (commencing with Section 1141.10) of Title 3 of Part 3 of the Code of Civil Procedure, any party who after receiving an arbitration award requests a trial de novo but does not obtain a more favorable judgment shall, in addition to payment of costs and fees under that chapter, pay the attorney's fees of the other party arising out of the trial de novo.

(c) The court may, upon request by any party, order any witnesses to participate in the mediation or arbitration process.

20104.6

(a) No local agency shall fail to pay money as to any portion of a claim which is undisputed except as otherwise provided in the contract.

(b) In any suit filed under Section 20104.4, the local agency shall pay interest at the legal rate on any arbitration award or judgment. The interest shall begin to accrue on the date the suit is filed in a court of law.

ARTICLE 1.7

Modification; Performance, Payment

20104.50

(a) (1) It is the intent of the Legislature in enacting this section to require all local governments to pay their contractors on time so that these contractors can meet their own obligations. In requiring prompt payment by all local governments, the Legislature hereby finds and declares that the prompt payment of outstanding receipts is not merely a municipal affair, but is, instead, a matter of statewide concern.

(2) It is the intent of the Legislature in enacting this article to fully occupy the field of public policy relating to the prompt payment of local governments' outstanding receipts. The Legislature finds and declares that all government officials, including those in local government, must set a standard of prompt payment that any business in the private sector which may contract for services should look towards for guidance.

(b) Any local agency which fails to make any progress payment within 30 days after receipt of an undisputed and properly submitted payment request from a contractor on a construction contract shall pay interest to the contractor equivalent to the legal rate set forth in subdivision (a) of Section 685.010 of the Code of Civil Procedure.

(c) Upon receipt of a payment request, each local agency shall act in accordance with both of the following:

(1) Each payment request shall be reviewed by the local agency as soon as practicable after receipt for the purpose of determining that the payment request is a proper payment request.

(2) Any payment request determined not to be a proper payment request suitable for payment shall be returned to the contractor as soon as practicable, but not later than seven days, after receipt. A request returned pursuant to this paragraph shall be accompanied by a document setting forth in writing the reasons why the payment request is not proper.

(d) The number of days available to a local agency to make a payment without incurring interest pursuant to this section shall be reduced by the number of days by which a local agency exceeds the seven-day return requirement set forth in paragraph (2) of subdivision (c).

(e) For purposes of this article:

(1) A "local agency" includes, but is not limited to, a city, including a charter city, a county, and a city and county, and is any public entity subject to this part.

(2) A "progress payment" includes all payments due contractors, except that portion of the final payment designated by the contract as retention earnings.

(3) A payment request shall be considered properly executed if funds are available for payment of the payment request, and payment is not delayed due to an audit inquiry by the financial officer of the local agency.

(f) Each local agency shall require that this article, or a summary thereof, be set forth in the terms of any contract subject to this article.

NOTE: THIS FORM MUST BE COMPLETED, SIGNED AND RETURNED WITH THE PROPOSAL

**NONCOLLUSION DECLARATION
TO BE EXECUTED BY
BIDDER AND SUBMITTED WITH BID**

(Public Contract Code section 7106)

The undersigned declares:

I am the _____ [title] of _____ [name of the bidder], the party making the foregoing bid.

The bid is not made in the interest of, or on behalf of, any undisclosed person, partnership, company, association, organization, or corporation. The bid is genuine and not collusive or sham. The bidder has not directly or indirectly induced or solicited any other bidder to put in a false or sham bid. The bidder has not directly or indirectly colluded, conspired, connived, or agreed with any bidder or anyone else to put in a sham bid, or to refrain from bidding. The bidder has not in any manner, directly or indirectly, sought by agreement, communication, or conference with anyone to fix the bid price of the bidder or any other bidder, or to fix any overhead, profit, or cost element of the bid price, or of that of any other bidder. All statements contained in the bid are true. The bidder has not, directly or indirectly, submitted his or her bid price or any breakdown thereof, or the contents thereof, or divulged information or data relative thereto, to any corporation, partnership, company, association, organization, bid depository, or to any member or agent thereof, to effectuate a collusive or sham bid, and has not paid, and will not pay, any person or entity for such purpose.

Any person executing this declaration on behalf of a bidder that is a corporation, partnership, joint venture, limited liability company, limited liability partnership, or any other entity, hereby represents that he or she has full power to execute, and does execute, this declaration on behalf of the bidder.

I declare under penalty of perjury under the laws of the State of California that the foregoing is true and correct and that this declaration is executed on

_____ [date], at _____ [city], _____ [state].

Print Name

Signature - REQUIRED

NOTE: The above Noncollusion Declaration is part of the Bid, and failure to include the Noncollusion Declaration with the Bid will result in the Bid being found nonresponsive.

Bidders are reminded that this declaration must be signed under penalty of perjury.

If the bid proposal is submitted through ePro the undersigned acknowledges that its electronic signature is legally binding.

**IRAN CONTRACTING ACT OF 2010
(Public Contract Code section 2200 et seq.)**

(Applicable only to Contracts of One Million Dollars (\$1,000,000) or More):

In accordance with Public Contract Code section 2204 (a), the bidder certifies that at the time the bid is submitted or the contract is renewed, that bidder is not identified on a list created pursuant to subdivision (b) of Public Contract Code section 2203 as a person engaging in investment activities in Iran described in subdivision (a) of Public Contract Code section 2202.5, or as a person described in subdivision (b) of Public Contract Code section 2202.5, as applicable. A state agency shall submit the certification information to the Department of General Services.

RUSSIAN SANCTION/EXECUTIVE ORDER N-6-22

(Applicable for all Contracts of five million dollars (\$5,000,000) or more utilizing State funding.):

On March 4, 2022, Governor Gavin Newsom issued Executive Order N-6-22 (the EO) regarding Economic Sanctions against Russia and Russian entities and individuals. "Economic Sanctions" refers to sanctions imposed by the U.S. government in response to Russia's actions in Ukraine (<https://www.treasury.gov/policy-issues/financial-sanctions/sanctions-programs-and-country-information/ukraine-russia-related-sanctions>), as well as any sanctions imposed under state law (<https://www.dgs.ca.gov/OLS/Ukraine-Russia>). The EO directs state agencies and their contractors (including by agreement or receipt of a grant) to terminate contracts with, and to refrain from entering any new contracts with, individuals or entities that are determined to be a target of Economic Sanctions. Accordingly, should it be determined that Contractor is a target of Economic Sanctions or is conducting prohibited transactions with sanctioned individuals or entities, that shall be grounds for termination of this agreement. Contractor shall be provided advance written notice of such termination, allowing Contractor at least 30 calendar days to provide a written response. Termination shall be at the sole discretion of the County.

NOTE: The above Certification is part of the Proposal. Signing this Proposal on the signature portion thereof shall also constitute signature of this Certification.

Bidders are cautioned that making a false certification may subject bidder to civil penalties, termination of existing contract, and ineligibility to bid on a contract for a period of three (3) years in accordance with Public Contract Code section 2205.

NOTE: THIS FORM MUST BE COMPLETED, SIGNED AND RETURNED WITH THE PROPOSAL

Accompanying this proposal is _____
in the amount equal to at least ten percent of the total of the bid.

(Note: Insert the words "CASH (\$)," "CASHIER'S CHECK," "CERTIFIED CHECK," or "BIDDER'S BOND," as the case may be.)

The names of all persons interested in the foregoing proposal as principals are as follows:

NOTICE: If the bidder or other interested person is a corporation, state legal name of corporation, also names of the president, secretary, treasurer, and manager thereof; if a co-partnership, state true name of firm, also names of all individual co-partners composing firm; if bidder or other interested person is an individual, state first and last names in full.

Licensed in accordance with an act providing for the registration of Contractors,
License No.: _____ Expiration Date: _____

Dept. of Industrial Relations Reg. No: _____ Federal Identification No.: _____

By my signature on this proposal I certify, under penalty of perjury under the laws of the State of California, that the foregoing documents are true and correct and that the bidder satisfies all of the requirements identified in said documents.

If the bid proposal is submitted through ePro the undersigned acknowledges that its electronic signature is legally binding.

NOT FOR BID

<u>Print Name</u>	<u>Signature - REQUIRED</u>	<u>Title</u>
_____	_____	_____
_____	_____	_____
_____	_____	_____

Date: _____

Name of Bidder _____

Business Address _____

Place of Business _____

Business Phone No. _____ Business Fax No. _____

Place of Residence _____

BID BOND

KNOW ALL MEN BY THESE PRESENTS:

That we, _____

_____, as Principal, (hereinafter called the "Principal"),
and _____, as Surety, (hereinafter called "Surety"),
an admitted Surety insurer pursuant to Code of Civil Procedure, Section 995.120, legally doing business in California at:

_____ are held and firmly bound unto the **SAN BERNARDINO COUNTY**, as Obligee, (hereinafter called "**Obligee**"), in the sum of _____ Dollars (\$ _____),
for the payment of which sum well and truly to be made, the said Principal and the said Surety, bind ourselves, our heirs, executors, administrators, successors and assigns, jointly and severally firmly by these presents.

WHEREAS, the Principal has submitted a bid for:

PROJECT TITLE: CEDAR STREET AND OTHER ROADS - Phase I; PROJECT LIMITS: VARIOUS ROADS; W. O. NO.: H15173

BID DATE: _____

NOW, THEREFORE, if the Obligee shall accept the bid of the Principal and the Principal shall enter into a contract with the Obligee in accordance with the terms of said proposal and give such bonds as may be specified in the bidding or contract documents with good and sufficient surety for the faithful performance of such contract and for the prompt payment of labor and material furnished in the prosecution thereof, or in the event of the failure of the Principal to enter into such contract and give such bonds, if the Principal shall pay to the Obligee the difference not to exceed the penalty hereof between the amount specified in said bid and such larger amount for which the Obligee may in good faith contract with another party to perform the work covered by said bid, then this obligation shall be null and void, otherwise to remain in full force and effect.

Signed and sealed this _____ day of _____, _____ Year

Principal
By: _____
Signature

Printed Name

Title

Surety
By: _____
Signature, Attorney-in-Fact

Printed Name



Contract Number

SAP Number

PUBLIC WORKS

Department Contract Representative _____
Telephone Number _____

Contractor _____
Contractor Representative _____
Telephone Number _____
Contract Term _____
Original Contract Amount _____
Amendment Amount _____
Total Contract Amount _____
Cost Center _____

NOT FOR BID

IT IS HEREBY AGREED AS FOLLOWS:

(Use space below and additional bond sheets. Set forth service to be rendered, amount to be paid, manner of payment, time for performance or completion, determination of satisfactory performance and cause for termination, other terms and conditions and attach plans, specifications, and addenda, if any.)

ARTICLE I. That for and in consideration of payment and agreements hereinafter mentioned to be made and performed by County, and under the conditions expressed in the two bonds, hereunto annexed, Contractor agrees with County, at Contractor's own proper cost and expense to do all the work and to furnish all the materials necessary to construct and complete in a good, workmanlike and substantial manner, this project to the satisfaction of the Director of Public Works in accordance with the following documents, which are incorporated herein by this reference, and the articles set out below:

Plans entitled: Plans for Construction on Cedar Street and Other Roads - Phase I Various Roads, Oak Hills area, Work Order No.: H15173; Road No.: Various.

California Department of Transportation (Caltrans) 2015 Standard Specifications including the Caltrans 2015 Revised Standard Specifications (Revisions through July 21, 2017) and the 2018 Standard Plans (Revisions through October 20, 2021), unless specified otherwise in the contract documents.

Special Provisions entitled: Special Provisions for Construction on Cedar Street and Other Roads - Phase I Various Roads; Length: 14.36 Miles; Work Order No.: H15173; Area: Oak Hills; Road No.: Various.

ARTICLE II. Contractor agrees to receive and accept the following prices as full compensation for furnishing all materials and for doing all the work contemplated and embraced in this agreement; also for all loss or damage arising out of the nature of the work aforesaid, or from the action of the elements, or from any unforeseen difficulties or obstructions which may arise or be encountered in the prosecution of the work, until its acceptance by the County, and for all risks of every description connected with the work; also for expenses incurred by or in consequence of the suspension or discontinuance of work and for well and faithfully completing the work, and the whole thereof, in the manner and according to the plans and specifications, and the requirements of the Engineer under them, to wit:

Limits: Various Roads

Item No.	Approx. Quant.	Meas. Unit	Item Description	Unit Price	Total
----------	----------------	------------	------------------	------------	-------

Table of Contract Quantities, Items and Prices will be shown here

NOT FOR BIDD

ARTICLE III. County hereby promises and agrees with Contractor to employ and does hereby employ Contractor to provide the materials and to do the work according to the terms and conditions herein contained and referred to, for the prices aforesaid, and thereby contracts to pay the same at the time, in the manner and upon conditions above set forth, and said parties hereto for themselves, their heirs, executors, administrators, successors and assigns do hereby agree to the full performance of the covenants herein contained.

ARTICLE IV. Contractor shall accept all payments from County via electronic funds transfer (EFT) directly deposited into the Contractor's designated checking or other banking account. Contractor shall promptly comply with directions and accurately complete forms provided by County required to process EFT payments.

ARTICLE V. Contractor may, upon written request and at their expense, deposit substitute securities found in Government Code Section 16430 as authorized by Public Contract Code Section 22300 in lieu of retention monies withheld to insure performance.

ARTICLE VI. It is further expressly agreed by and between the parties hereto that, should there be any conflict between the terms of this instrument and the bid or proposal of said Contractor, then this instrument shall control and nothing herein shall be considered as an acceptance of the said terms of said proposal conflicting herewith.

ARTICLE VII. During the term of the Contract, Contractor shall not discriminate against any employee or applicant for employment because of race, religious creed, color, national origin, ancestry, physical disability, mental disability, medical condition, genetic information, marital status, sex, gender, gender identity, gender expression, sexual orientation, age, or military and veteran status. CONTRACTOR shall comply with Executive Orders 11236, 11375, 11625, 12138, 12432, 12250, Title VI and VII of the Civil Rights Act of 1964, the California Fair Housing and Employment Act, County Policy and other applicable federal, state and County laws, regulations and policies relating to equal employment and contracting opportunities, including laws and regulations hereafter enacted.

ARTICLE VIII. By my signature hereunder, as Contractor, I certify that I am aware of the provisions of Section 3700 of the Labor Code which requires every employer to be insured against liability for Workers Compensation or to undertake self-insurance in accordance with the provisions of that code, and I will comply with such provisions before commencing the performance of the work of this contract.

ARTICLE IX. By my signature hereunder, as Contractor, I certify that I am aware of the provisions and requirements of Sections 1777.5 and 1777.7 of the Labor Code relating to apprenticeship standards; and that I accept responsibility for compliance with the provisions of Section 1777.5 for all apprenticeable occupations pertaining to performance of work under this contract.

ARTICLE X. By my signature hereunder, as Contractor, I agree that County has the right to review, obtain and copy all records pertaining to performance of the contract. I agree to provide County with any relevant information requested and shall permit County access to company's premises upon reasonable notice for purposes on interviewing employees and inspecting records. I shall maintain all project records for at least three (3) years after final payment under the contract.

ARTICLE XI. Contractor shall comply with the Prevailing Wage Laws described in this Agreement, including Exhibit A.

As required by Labor Code section 1771.1(a) "A contractor or subcontractor shall not be qualified to bid on, be listed in a bid proposal, subject to the requirements of Section 4104 of the Public Contract Code, or engage in the performance of any contract for public work, as defined in this chapter, unless currently registered and qualified to perform public work pursuant to Section 1725.5. It is not a violation of this section for an unregistered contractor to submit a bid that is authorized by Section 7029.1 of the Business and Professions Code or by Section 10164 or 20103.5 of the Public Contract Code, provided the contractor is registered to perform public work pursuant to Section 1725.5 at the time the contract is awarded."

/

/

/

/

/

/

/

BOARD OF SUPERVISORS

►

Curt Hagman, Chairman, Board of Supervisors

Dated: _____
SIGNED AND CERTIFIED THAT A COPY OF THIS
DOCUMENT HAS BEEN DELIVERED TO THE
CHAIRMAN OF THE BOARD

Lynna Monell
Clerk of the Board of Supervisors
of the San Bernardino County

By _____
Deputy

(Print or type name of corporation, company, contractor, etc.)

By _____
(Authorized signature - sign in blue ink)

Name _____
(Print or type name of person signing contract)

Title _____
(Print or Type)

Dated: _____

Address _____

FOR COUNTY USE ONLY

Approved as to Legal Form

Reviewed for Contract Compliance

Reviewed/Approved by Department

► _____
_____, County Counsel

► _____

► _____

Date _____

Date _____

Date _____

NOT FOR BID

EXHIBIT A - PREVAILING WAGE REQUIREMENTS

A. All or a portion of the Scope of Work in the Contract requires the payment of prevailing wages and compliance with the following requirements:

1. **Determination of Prevailing Rates:**

Pursuant to Labor Code sections 1770, et seq., the County has obtained from the Director of the Department of Industrial Relations (DIR) pursuant to the California Labor Code, the general prevailing rates of per diem wages and the prevailing rates for holiday and overtime work in the locality in which the Scope of Work is to be performed. Copies of said rates are on file with the County, will be made available for inspection during regular business hours, may be included elsewhere in the specifications for the Scope of Work, and are also available online at www.dir.ca.gov. The wage rate for any classification not listed, but which may be required to execute the Scope of Work, shall be commensurate and in accord with specified rates for similar or comparable classifications for those performing similar or comparable duties. In accordance with Labor Code section 1773.2, the Contractor shall post, at appropriate and conspicuous locations on the job site, a schedule showing all applicable prevailing wage rates and shall comply with the requirements of Labor Code sections 1773, et seq.

2. **Payment of Prevailing Rates**

Each worker of the Contractor, or any subcontractor, engaged in the Scope of Work, shall be paid not less than the general prevailing wage rate, regardless of any contractual relationship which may be alleged to exist between the Contractor or any subcontractor, and such worker.

3. **Prevailing Rate Penalty**

The Contractor shall, as a penalty, forfeit two hundred dollars (\$200.00) to the County for each calendar day or portion thereof, for each worker paid less than the prevailing rates as determined by the Director of the DIR for such work or craft in which such worker is employed by the Contractor or by any subcontractor in connection with the Scope of Work. Pursuant to California Labor Code section 1776, the difference between such prevailing wage rates and the amount paid to each worker for each calendar day, or portion thereof, for which each worker was paid less than the prevailing wage rate, shall be paid to each worker by the Contractor.

4. **Ineligible Contractors:**

Pursuant to the provisions of Labor Code section 1777.1, the Labor Commissioner publishes and distributes a list of contractors ineligible to perform work as a contractor or subcontractor on a public works project. This list of debarred contractors is available from the DIR website at <http://www.dir.ca.gov/Public-Works/PublicWorks.html>. Any contract entered into between a contractor and a debarred subcontractor is void as a matter of law. A debarred subcontractor may not receive any public money for performing work as a subcontractor on a public works contract, and any public money that may have been paid to a debarred subcontractor by a contractor on the project shall be returned to the County. The Contractor shall be responsible for the payment of wages to workers as a debarred subcontractor who has been allowed to work on the Scope of Work.

5. **Payroll Records:**

- a. Pursuant to California Labor Code section 1776, the Contractor and each subcontractor, shall keep accurate certified payroll records, showing the name, address, social security number, work classification, straight time and overtime hours worked each day and week, and the actual per diem wages paid to each journeyman, apprentice, worker or other employee employed by them in connection with the Scope of Work. The payroll records enumerated herein shall be verified by a written declaration made under penalty of perjury that the information contained in the payroll record is true and correct and that the Contractor or subcontractor has complied with the requirements of the California Labor Code sections 1771, 1811, and 1815 for any Scope of Work performed by his or her employees. The payroll records shall be available for inspection at all reasonable hours at the principal office of the Contractor on the following basis:

- i. A certified copy of an employee's payroll record shall be made available for inspection or furnished to such employee or his/her authorized representative on request;
 - ii. A certified copy of all payroll records shall be made available for inspection or furnished upon request to the County, the Division of Labor Standards Enforcement of the DIR;
 - iii. A certified copy of payroll records shall be made available upon request to the public for inspection or copies thereof made; provided, however, that a request by the public shall be made through either the County or the Division of Labor Standards Enforcement. If the requested payroll records have not been previously provided to the County or the Division of Labor Standards Enforcement, the requesting party shall, prior to being provided the records, reimburse the cost of preparation by the Contractor, subcontractor and the entity through which the request was made; the public shall not be given access to such records at the principal office of the Contractor;
 - iv. The Contractor shall file a certified copy of the payroll records with the entity that requested such records within ten (10) days after receipt of a written request; and
 - v. Copies provided to the public, by the County or the Division of Labor Standards Enforcement shall be marked or obliterated in such a manner as to prevent disclosure of an individual's name, address and social security number. The name and address of the Contractor or any subcontractor, performing a part of the Scope of Work shall not be marked or obliterated. The Contractor shall inform the County of the location of payroll records, including the street address, city and county and shall, within five (5) working days, provide a notice of a change of location and address.
- b. The Contractor shall have ten (10) days from receipt of the written notice specifying in what respects the Contractor must comply with the above requirements. In the event Contractor does not comply with the requirements of this section within the ten (10) day period, the Contractor shall, as a penalty to the County, forfeit one-hundred dollars (\$100.00) for each calendar day, or portion thereof, for each worker, until strict compliance is effectuated. Upon the request of the Division of Labor Standards Enforcement, such penalty shall be withheld from any portion of the payment then due or to become due to the Contractor.

6. Limits on Hours of Work:

Pursuant to California Labor Code section 1810, eight (8) hours of labor shall constitute a legal day's work. Pursuant to California Labor Code section 1811, the time of service of any worker employed at any time by the Contractor or by a subcontractor, upon the Scope of Work or upon any part of the Scope of Work, is limited and restricted to eight (8) hours during any one calendar day and forty (40) hours during any one calendar week, except as provided for under Labor Code section 1815. Notwithstanding the foregoing provisions, work performed by employees of Contractor or any subcontractor, in excess of eight (8) hours per day and forty (40) hours during any one week, shall be permitted upon compensation for all hours worked in excess of eight (8) hours per day at not less than one and one-half (1½) times the basic rate of pay.

7. Penalty for Excess Hours:

The Contractor shall pay to the County a penalty of twenty-five dollars (\$25.00) for each worker employed on the Scope of Work by the Contractor or any subcontractor, for each calendar day during which such worker is required or permitted to work more than eight (8) hours in any calendar day and forty (40) hours in any one calendar week, in violation of the provisions of the California Labor Code, unless compensation to the worker so employed by the Contractor is not less than one and one-half (1½) times the basic rate of pay for all hours worked in excess of eight (8) hours per day.

8. Senate Bill 854 (Chapter 28, Statutes of 2014) and Senate Bill 96 (Chapter 28, Statutes of 2017) Requirements:

- a. Contractor shall comply with Senate Bill 854 and Senate Bill 96. The requirements include, but are not limited to, the following:
- i. No contractor or subcontractor may be listed on a bid proposal (submitted on or after March 1, 2015) for a public works project unless registered with the DIR pursuant to Labor Code section 1725.5, with limited exceptions from this requirements for bid purposes only as allowed under Labor Code section 1771.1(a).
 - ii. No contractor or subcontractor may be awarded a contract for public work or perform work on a public works project (awarded on or after April 1, 2015) unless registered with the DIR pursuant to Labor Code section 1725.5.
 - iii. This project is subject to compliance monitoring and enforcement by the DIR.
 - iv. As required by the DIR, Contractor is required to post job site notices, as prescribed by regulation, regarding compliance monitoring and enforcement by the DIR.
 - v. Contractors and all subcontractors must submit certified payroll records online to the Labor Commissioner for all new public works projects issued on or after April 1, 2015, and for all public works projects, new or ongoing, on or after January 1, 2016.
 - 1) The certified payroll must be submitted at least monthly to the Labor Commissioner.
 - 2) The County reserves the right to require Contractor and all subcontractors to submit certified payroll records more frequently than monthly to the Labor Commissioner.
 - 3) The certified payroll records must be in a format prescribed by the Labor Commissioner.
 - vi. Registration with the DIR and the submission of certified payroll records to the Labor Commissioner are not required if the public works project is \$25,000 or less when the project is for construction, alteration, demolition, installation or repair work, or if the public works project is \$15,000 or less when the project is for maintenance work.
- b. Labor Code section 1725.5 states the following:

“A contractor shall be registered pursuant to this section to be qualified to bid on, be listed in a bid proposal, subject to the requirements of Section 4104 of the Public Contract Code, or engage in the performance of any public work contract that is subject to the requirements of this chapter. For the purposes of this section, “contractor” includes a subcontractor as defined by Section 1722.1.

(a) To qualify for registration under this section, a contractor shall do all of the following:

(1) (A) Register with the Department of Industrial Relations in the manner prescribed by the department and pay an initial nonrefundable application fee of four hundred dollars (\$400) to qualify for registration under this section and an annual renewal fee on or before July 1 of each year thereafter. The annual renewal fee shall be in a uniform amount set by the Director of Industrial Relations, and the initial registration and renewal fees may be adjusted no more than annually by the director to support the costs specified in Section 1771.3.

(B) Beginning June 1, 2019, a contractor may register or renew according to this subdivision in annual increments up to three years from the date of registration. Contractors who wish to do so will be required to prepay the applicable nonrefundable application or renewal fees to qualify for the number of years for which they wish to preregister.

(2) Provide evidence, disclosures, or releases as are necessary to establish all of the following:

(A) Workers' compensation coverage that meets the requirements of Division 4 (commencing with Section 3200) and includes sufficient coverage for any worker whom the contractor

employs to perform work that is subject to prevailing wage requirements other than a contractor who is separately registered under this section. Coverage may be evidenced by a current and valid certificate of workers' compensation insurance or certification of self-insurance required under Section 7125 of the Business and Professions Code.

(B) If applicable, the contractor is licensed in accordance with Chapter 9 (commencing with Section 7000) of the Business and Professions Code.

(C) The contractor does not have any delinquent liability to an employee or the state for any assessment of back wages or related damages, interest, fines, or penalties pursuant to any final judgment, order, or determination by a court or any federal, state, or local administrative agency, including a confirmed arbitration award. However, for purposes of this paragraph, the contractor shall not be disqualified for any judgment, order, or determination that is under appeal, provided that the contractor has secured the payment of any amount eventually found due through a bond or other appropriate means.

(D) The contractor is not currently debarred under Section 1777.1 or under any other federal or state law providing for the debarment of contractors from public works.

(E) The contractor has not bid on a public works contract, been listed in a bid proposal, or engaged in the performance of a contract for public works without being lawfully registered in accordance with this section, within the preceding 12 months or since the effective date of the requirements set forth in subdivision (e), whichever is earlier. If a contractor is found to be in violation of the requirements of this paragraph, the period of disqualification shall be waived if both of the following are true:

(i) The contractor has not previously been found to be in violation of the requirements of this paragraph within the preceding 12 months.

(ii) The contractor pays an additional nonrefundable penalty registration fee of two thousand dollars (\$2,000).

(b) Fees received pursuant to this section shall be deposited in the State Public Works Enforcement Fund established by Section 1771.3 and shall be used only for the purposes specified in that section.

(c) A contractor who fails to pay the renewal fee required under paragraph (1) of subdivision (a) on or before the expiration of any prior period of registration shall be prohibited from bidding on or engaging in the performance of any contract for public work until once again registered pursuant to this section. If the failure to pay the renewal fee was inadvertent, the contractor may renew its registration retroactively by paying an additional nonrefundable penalty renewal fee equal to the amount of the renewal fee within 90 days of the due date of the renewal fee.

(d) If, after a body awarding a contract accepts the contractor's bid or awards the contract, the work covered by the bid or contract is determined to be a public work to which Section 1771 applies, either as the result of a determination by the director pursuant to Section 1773.5 or a court decision, the requirements of this section shall not apply, subject to the following requirements:

(1) The body that awarded the contract failed, in the bid specification or in the contract documents, to identify as a public work that portion of the work that the determination or decision subsequently classifies as a public work.

(2) Within 20 days following service of notice on the awarding body of a determination by the Director of Industrial Relations pursuant to Section 1773.5 or a decision by a court that the contract was for public work as defined in this chapter, the contractor and any subcontractors

are registered under this section or are replaced by a contractor or subcontractors who are registered under this section.

(3) The requirements of this section shall apply prospectively only to any subsequent bid, bid proposal, contract, or work performed after the awarding body is served with notice of the determination or decision referred to in paragraph (2).

(e) The requirements of this section shall apply to any bid proposal submitted on or after March 1, 2015, to any contract for public work, as defined in this chapter, executed on or after April 1, 2015, and to any work performed under a contract for public work on or after January 1, 2018, regardless of when the contract for public work was executed.

(f) This section does not apply to work performed on a public works project of twenty-five thousand dollars (\$25,000) or less when the project is for construction, alteration, demolition, installation, or repair work or to work performed on a public works project of fifteen thousand dollars (\$15,000) or less when the project is for maintenance work.”

c. Labor Code section 1771.1 states the following:

“(a) A contractor or subcontractor shall not be qualified to bid on, be listed in a bid proposal, subject to the requirements of Section 4104 of the Public Contract Code, or engage in the performance of any contract for public work, as defined in this chapter, unless currently registered and qualified to perform public work pursuant to Section 1725.5. It is not a violation of this section for an unregistered contractor to submit a bid that is authorized by Section 7029.1 of the Business and Professions Code or by Section 10164 or 20103.5 of the Public Contract Code, provided the contractor is registered to perform public work pursuant to Section 1725.5 at the time the contract is awarded.

(b) Notice of the requirement described in subdivision (a) shall be included in all bid invitations and public works contracts, and a bid shall not be accepted nor any contract or subcontract entered into without proof of the contractor or subcontractor's current registration to perform public work pursuant to Section 1725.5.

(c) An inadvertent error in listing a subcontractor who is not registered pursuant to Section 1725.5 in a bid proposal shall not be grounds for filing a bid protest or grounds for considering the bid nonresponsive, provided that any of the following apply:

(1) The subcontractor is registered prior to the bid opening.

(2) Within 21 hours after the bid opening, the subcontractor is registered and has paid the penalty registration fee specified in subparagraph (E) of paragraph (2) of subdivision (a) of Section 1725.5.

(3) The subcontractor is replaced by another registered subcontractor pursuant to Section 4107 of the Public Contract Code.

(d) Failure by a subcontractor to be registered to perform public work as required by subdivision (a) shall be grounds under Section 4107 of the Public Contract Code for the contractor, with the consent of the awarding authority, to substitute a subcontractor who is registered to perform public work pursuant to Section 1725.5 in place of the unregistered subcontractor.

(e) The department shall maintain on its Internet Web site a list of contractors who are currently registered to perform public work pursuant to Section 1725.5.

(f) A contract entered into with any contractor or subcontractor in violation of subdivision (a) shall be subject to cancellation, provided that a contract for public work shall not be unlawful, void, or voidable solely due to the failure of the awarding body, contractor, or any subcontractor to comply with the requirements of Section 1725.5 or this section.

(g) If the Labor Commissioner or his or her designee determines that a contractor or subcontractor engaged in the performance of any public work contract without having been registered in accordance with this section, the contractor or subcontractor shall forfeit, as a civil penalty to the state, one hundred dollars (\$100) for each day of work performed in violation of the registration requirement, not to exceed an aggregate penalty of eight thousand dollars (\$8,000) in addition to any penalty registration fee assessed pursuant to clause (ii) of subparagraph (E) of paragraph (2) of subdivision (a) of Section 1725.5.

(h)(1) In addition to, or in lieu of, any other penalty or sanction authorized pursuant to this chapter, a higher tiered public works contractor or subcontractor who is found to have entered into a subcontract with an unregistered lower tier subcontractor to perform any public work in violation of the requirements of Section 1725.5 or this section shall be subject to forfeiture, as a civil penalty to the state, of one hundred dollars (\$100) for each day the unregistered lower tier subcontractor performs work in violation of the registration requirement, not to exceed an aggregate penalty of ten thousand dollars (\$10,000).

(2) The Labor Commissioner shall use the same standards specified in subparagraph (A) of paragraph (2) of subdivision (a) of Section 1775 when determining the severity of the violation and what penalty to assess, and may waive the penalty for a first time violation that was unintentional and did not hinder the Labor Commissioner's ability to monitor and enforce compliance with the requirements of this chapter.

(3) A higher tiered public works contractor or subcontractor shall not be liable for penalties assessed pursuant to paragraph (1) if the lower tier subcontractor's performance is in violation of the requirements of Section 1725.5 due to the revocation of a previously approved registration.

(4) A subcontractor shall not be liable for any penalties assessed against a higher tiered public works contractor or subcontractor pursuant to paragraph (1). A higher tiered public works contractor or subcontractor may not require a lower tiered subcontractor to indemnify or otherwise be liable for any penalties pursuant to paragraph (1).

(i) The Labor Commissioner or his or her designee shall issue a civil wage and penalty assessment, in accordance with the provisions of Section 1741, upon determination of penalties pursuant to subdivision (g) and subparagraph (B) of paragraph (1) of subdivision (h). Review of a civil wage and penalty assessment issued under this subdivision may be requested in accordance with the provisions of Section 1742. The regulations of the Director of Industrial Relations, which govern proceedings for review of civil wage and penalty assessments and the withholding of contract payments under Article 1 (commencing with Section 1720) and Article 2 (commencing with Section 1770), shall apply.

(j)(1) Where a contractor or subcontractor engages in the performance of any public work contract without having been registered in violation of the requirements of Section 1725.5 or this section, the Labor Commissioner shall issue and serve a stop order prohibiting the use of the unregistered contractor or the unregistered subcontractor on all public works until the unregistered contractor or unregistered subcontractor is registered. The stop order shall not apply to work by registered contractors or subcontractors on the public work.

(2) A stop order may be personally served upon the contractor or subcontractor by either of the following methods:

(A) Manual delivery of the order to the contractor or subcontractor personally.

(B) Leaving signed copies of the order with the person who is apparently in charge at the site of the public work and by thereafter mailing copies of the order by first class mail, postage prepaid to the contractor or subcontractor at one of the following:

(i) The address of the contractor or subcontractor on file with either the Secretary of State or the Contractors' State License Board.

(ii) If the contractor or subcontractor has no address on file with the Secretary of State or the Contractors' State License Board, the address of the site of the public work.

(3) The stop order shall be effective immediately upon service and shall be subject to appeal by the party contracting with the unregistered contractor or subcontractor, by the unregistered contractor or subcontractor, or both. The appeal, hearing, and any further review of the hearing decision shall be governed by the procedures, time limits, and other requirements specified in subdivision (a) of Section 238.1.

(4) Any employee of an unregistered contractor or subcontractor who is affected by a work stoppage ordered by the commissioner pursuant to this subdivision shall be paid at his or her regular hourly prevailing wage rate by that employer for any hours the employee would have worked but for the work stoppage, not to exceed 10 days.

(k) Failure of a contractor or subcontractor, owner, director, officer, or managing agent of the contractor or subcontractor to observe a stop order issued and served upon him or her pursuant to subdivision (j) is guilty of a misdemeanor punishable by imprisonment in county jail not exceeding 60 days or by a fine not exceeding ten thousand dollars (\$10,000), or both.

(l) This section shall apply to any bid proposal submitted on or after March 1, 2015, and any contract for public work entered into on or after April 1, 2015. This section shall also apply to the performance of any public work, as defined in this chapter, on or after January 1, 2018, regardless of when the contract for public work was entered into.

(m) Penalties received pursuant to this section shall be deposited in the State Public Works Enforcement Fund established by Section 1771.3 and shall be used only for the purposes specified in that section.

(n) This section shall not apply to work performed on a public works project of twenty-five thousand dollars (\$25,000) or less when the project is for construction, alteration, demolition, installation, or repair work or to work performed on a public works project of fifteen thousand dollars (\$15,000) or less when the project is for maintenance work."

d. Labor Code section 1771 states the following:

"a) All of the following are applicable to all public works projects that are otherwise subject to the requirements of this chapter:

(1) The call for bids and contract documents shall specify that the project is subject to compliance, monitoring and enforcement by the Department of Industrial Relations.

(2) The awarding body shall post or require the prime contractor to post job site notices, as prescribed by regulation.

(3) Each contractor and subcontractor shall furnish the records specified in Section 1776 directly to the Labor Commissioner, in the following manner:

(A) At least monthly or more frequently if specified in the contract with the awarding body.

(B) In a format prescribed by the Labor Commissioner.

(4) If the contractor or subcontractor is not registered pursuant to Section 1725.5 and is performing work on a project for which registration is not required because of subdivision (f) of Section 1725.5, the unregistered contractor or subcontractor is not required to furnish the records specified in Section 1776 directly to the Labor Commissioner but shall retain the records specified in Section 1776 for at least three years after completion of the work.

(5) The department shall undertake those activities it deems necessary to monitor and enforce compliance with prevailing wage requirements.

(b) The Labor Commissioner may exempt a public works project from compliance with all or part of the requirements of subdivision (a) if either of the following occurs:

(1) The awarding body has enforced an approved labor compliance program, as defined in Section 1771.5, on all public works projects under its authority, except those deemed exempt pursuant to subdivision (a) of Section 1771.5, continuously since December 31, 2011.

(2) The awarding body has entered into a collective bargaining agreement that binds all contractors performing work on the project and that includes a mechanism for resolving disputes about the payment of wages.

(c) The requirements of paragraph (1) of subdivision (a) shall only apply to contracts for public works projects awarded on or after January 1, 2015.

(d) The requirements of paragraph (3) of subdivision (a) shall apply to all contracts for public work, whether new or ongoing, on or after January 1, 2016.”

B. STATE PUBLIC WORKS APPRENTICESHIP REQUIREMENTS

1. State Public Works Apprenticeship Requirements:

- a. The Contractor is responsible for compliance with Labor Code section 1777.5 and the California Code of Regulations, title 8, sections 230 – 239.2 for an apprenticeable occupations (denoted with “#” symbol next to craft name in DIR Prevailing Wage Determination), whether employed by the Contractor, subcontractor, vendor or consultant. Included in these requirements is (1) the Contractor’s requirement to provide notification (i.e. DAS-140) to the appropriate apprenticeship committees; (2) pay training fund contributions for each apprenticeable hour employed on the Contract; and (3) utilize apprentices in a minimum ratio of not less than one apprentice hour for each five journeyman hours by completion of Contract work (unless an exception is granted in accordance with Labor Code section 1777.5) or request for the dispatch of apprentices.
- b. Any apprentices employed to perform any of the Scope of Work shall be paid the standard wage to apprentices under the regulations of the craft or trade for which such apprentice is employed, and such individual shall be employed only for the work of the craft or trade to which such individual is registered. Only apprentices, as defined in California Labor Code section 3077, who are in training under apprenticeship standards and written apprenticeship agreements under California Labor Code sections 3070 et seq. are eligible to be employed for the Scope of Work. The employment and training of each apprentice shall be in accordance with the provisions of the apprenticeship standards and apprentice agreements under which such apprentice is training.

2. Compliance with [California Labor Code section 1777.5](#) requires all public works contractors to:

- a. Submit Contract Award Information (DAS-140):
 - i. Although there are a few exemptions (identified below), all Contractors, regardless of union affiliation, must submit contract award information when performing on a California public works project.
 - ii. The DAS-140 is a notification “announcement” of the Contractor’s participation on a public works project—*it is not a request for the dispatch of an apprentice*.
 - iii. Contractors shall submit the contract award information (you may use form DAS 140) within 10 days of the execution of the prime contract or subcontract, but in no event later than the first day in which the Contractor has workers employed on the public work.

- iv. Contractors who are already approved to train apprentices (i.e. check “Box 1” on the DAS-140) shall only be required to submit the form to their approved program.
 - v. Contractors who are NOT approved to train apprentices (i.e. those that check either “Box 2” or “Box 3” on the DAS-140) shall submit the DAS-140 TO EACH of the apprenticeship program sponsors in the area of your public works project. For a listing of apprenticeship programs see <http://www.dir.ca.gov/Databases/das/pwaddrstart.asp>.
- b. Employ Registered Apprentices
- i. Labor Code section 1777.5 requires that a contractor performing work in an “apprenticeable” craft must employ one (1) hour of apprentice work for every five (5) hours performed by a journeyman. This ratio shall be met prior to the Contractor’s completion of work on the project. “Apprenticeable” crafts are denoted with a pound symbol “#” in front of the craft name on the prevailing wage determination.
 - ii. All Contractors who do not fall within an exemption category (see below) must request for dispatch of an apprentice from an apprenticeship program (for each apprenticeable craft or trade) by giving the program actual notice of at least 72 hours (business days only) before the date on which apprentices are required.
 - iii. Contractors may use the “DAS-142” form for making a request for the dispatch of an apprentice.
 - iv. Contractors who are participating in an approved apprenticeship training program and who did not receive sufficient number of apprentices from their initial request must request dispatch of apprentices from ALL OTHER apprenticeship committees in the project area in order to fulfill this requirement.
 - v. Contractor should maintain and submit proof (when requested) of its DAS-142 submittal to the apprenticeship committees (e.g. fax transmittal confirmation). A Contractor has met its requirement to employ apprentices only after it has successfully made a dispatch request to all apprenticeship programs in the project area.
 - vi. Only “registered” apprentices may be paid the prevailing apprentice rates and must, at all times work under the supervision of a Journeyman (Cal. Code Regs., tit 8, § 230.1).
- c. Make Training Fund Contributions
- i. Contractors performing in apprenticeable crafts on public works projects, must make training fund contributions in the amount established in the prevailing wage rate publication for journeymen and apprentices.
 - ii. Contractors may use the “CAC-2” form for submittal of their training fund contributions.
 - iii. Contractors who do not submit their training fund contributions to an approved apprenticeship training program must submit their contributions to the California Apprenticeship Council (CAC), PO Box 420603, San Francisco, CA 94142-0603.
 - iv. Training fund contributions to the CAC are due and payable on the 15th day of the month for work performed during the preceding month.
 - v. The “training” contribution amount identified on the prevailing wage determination shall not be paid to the worker, unless the worker falls within one of the exemption categories listed below.

3. Exemptions to Apprenticeship Requirements:

- a. The following are exempt from having to comply with California apprenticeship requirements. These types of contractors do not need to submit a DAS-140, DAS-142, make training fund contributions, or utilize apprentices:
 - i. When the Contractor holds a sole proprietor license (“Owner-Operator”) and no workers were employed by the Contractor. In other words, the contractor performed the entire work from start to finish and worked alone.

- ii. Contractors performing in non-apprenticeable crafts. "Apprenticeable" crafts are denoted with a pound symbol "#" in front of the craft name on the prevailing wage determination.
- iii. When the Contractor has a direct contract with the Public Agency that is under \$30,000.
- iv. When the project is 100% federally-funded and the funding of the project does not contain any city, county, and/or state monies (unless the project is administered by a state agency in which case the apprenticeship requirements apply).
- v. When the project is a private project not covered by the definition of public works as found in Labor Code section 1720.

4. Exemption from Apprenticeship Ratios:

- a. The Joint Apprenticeship Committee shall have the discretion to grant a certificate, which shall be subject to the approval of the Administrator of Apprenticeship, exempting the Contractor from the 1-to-5 ratio set forth in this Section when it finds that any one of the following conditions are met:
 - i. Unemployment for the previous three-month period in such area exceeds an average of fifteen percent (15%); or
 - ii. The number of apprentices in training in such area exceeds a ratio of 1-to-5 in relation to journeymen; or
 - iii. The Apprenticeable Craft or Trade is replacing at least one-thirtieth (1/30) of its journeymen annually through apprenticeship training, either on a statewide basis or on a local basis; or
 - iv. If assignment of an apprentice to any work performed under the Contract Documents would create a condition which would jeopardize such apprentice's life or the life, safety or property of fellow employees or the public at large, or if the specific task to which the apprentice is to be assigned is of such a nature that training cannot be provided by a journeyman.
- b. When such exemptions from the 1-to-5 ratio between apprentices and journeymen are granted to an organization which represents contractors in a specific trade on a local or statewide basis, the member contractors will not be required to submit individual applications for approval to local Joint Apprenticeship Committees, provided they are already covered by the local apprenticeship standards.

5. Contractor's Compliance:

- a. The responsibility of compliance with this Section for all Apprenticeable Trades or Crafts is solely and exclusively that of the Contractor. All decisions of the Joint Apprenticeship Committee made under this Section are subject to the provisions of California Labor Code section 3081 and penalties are pursuant to Labor Code section 1777.7 and the determination of the Labor Commissioner.

NOT FOR BID

NOT FOR BID