

## Plan and Budget Required Documents Checklist

**FY 2024-2025**

County/City: San Bernardino County

Fiscal Year: 2024-25

Document	Page Number
1. Checklist	1
2. Agency Information Sheet	2
3. Certification Statements	-
A. Certification Statement (CCS) – Original and one photocopy	3
4. Agency Description	-
A. Brief Narrative	
B. Organizational Charts for CCS	Retain locally
C. Organizational Charts for HCPCFC and <b>PMM&amp;O</b>	-
D. CCS Staffing Standards Profile	Retain locally
E. Incumbent Lists for CCS	4-7
F. Civil Service Classification Statements – Include if <b><u>newly established</u></b> , proposed, or revised	
G. Duty Statements – Include if <b><u>newly established</u></b> , proposed, or revised	
5. <b>Implementation of Performance Measures</b> – Performance Measures for FY 2017—2018 are due November 30, 2018.	N/A
6. <b>Budget</b>	-
A. CCS Administrative Budget	
1. Budget Summary	8
2. Budget Worksheet	9-13
3. Budget Justification Narrative	14-15
B. Other Forms	-
1. County/City Capital Expenses Justification Form	N/A
2. County/City Other Expenses Justification Form	N/A

**Agency Information Sheet**

**County/City:** San Bernardino

**Fiscal Year:** 2024-2025

**Official Agency**

Name:	<u>Dept of Public Health</u>	Address:	<u>451 E Vanderbilt Way</u>
Health Officer	<u>Michael Sequeira, MD</u>		<u>San Bernardino, CA 92408-0012</u>

**SCD Director (if applicable)**

Name:	<u>N/A</u>	Address:	<u></u>
Phone:	<u></u>		<u></u>
Fax:	<u></u>	E-Mail:	<u></u>

**CCS Administrator**

Name:	<u>Jennifer St.Antoine</u>	Address:	<u>150 E Holt Blvd, 3<sup>rd</sup> Floor</u>
Phone:	<u>909 458-1632</u>		<u>Ontario, CA 91761</u>
Fax:	<u>909 986-2970</u>	E-Mail:	<u>jstantoine@dph.sbcounty.gov</u>

**Clerk of the Board of Supervisors**

Name:	<u>Lynna Monell</u>	Address:	<u>385 N Arrowhead Ave, 2<sup>nd</sup> Floor</u>
Phone:	<u>909 387-3848</u>		<u>San Bernardino, CA 92415-0130</u>
Fax:	<u>909 387-4554</u>	E-Mail:	<u>lmonell@cob.sbcounty.gov</u>

**Director of Social Services Agency**

Name:	<u>James Locurto</u>		<u>860 E Brier Drive</u>
Phone:	<u>909 388-0245</u>		<u>San Bernardino, CA 92415-0520</u>
Fax:	<u>909 890-0515</u>	E-Mail:	<u>James.Locurto@hss.sbcounty.gov</u>


**Chief Probation Officer**

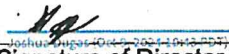
Name:	<u>Tracy Reece</u>		<u>175 W Fifth Street, 4<sup>th</sup> Floor</u>
Phone:	<u>909 387-5874</u>		<u>San Bernardino, CA 92415-0460</u>
Fax:	<u>909 387-5600</u>	E-Mail:	<u>Tracy.Reece@prob.sbcounty.gov</u>

**Certification Statement - California Children's Services (CCS)**


<b>County/City:</b> San Bernardino County	<b>Fiscal Year:</b> 2024-2025
---	-------------------------------

I certify that the CCS Program will comply with all applicable provisions of Health and Safety Code, Division 106, Part 2, Chapter 3, Article 5, (commencing with Section 123800) and Chapters 7 and 8 of the Welfare and Institutions Code (commencing with Sections 14000-14200), and any applicable rules or regulations promulgated by DHCS pursuant to this article and these Chapters. I further certify that this CCS Program will comply with the Integrated Systems of Care Division Plan and Fiscal Guidelines Manual, including but not limited to, Section 9 Federal Financial Participation. I further certify that this CCS Program will comply with all federal laws and regulations governing and regulating recipients of funds granted to states for medical assistance pursuant to Title XIX of the Social Security Act (42 U.S.C. Section 1396 et seq.) and recipients of funds allotted to states for the Maternal and Child Health Services Block Grant pursuant to Title V of the Social Security Act (42 U.S.C. Section 701 et seq.). I further agree that this CCS Program may be subject to all sanctions or other remedies applicable if this CCS Program violates any of the above laws, regulations and policies with which it has certified it will comply.

	9/17/24
Signature of CCS Administrator, Jennifer St. Antoine	Date Signed

	10/09/2024
Signature of Director or Health Officer, Joshua Dugas	Date Signed

Signature and Title of Other – Optional	Date Signed

I certify that this plan has been approved by the local governing body.	
	OCT 22 2024
Signature of Dawn Rowe, Chair, Board of Supervisors	Date

SIGNED AND CERTIFIED THAT A COPY OF THIS DOCUMENT HAS BEEN DELIVERED TO THE CHAIRMAN OF THE BOARD LYNNA MONELLI  
Clerk of the Board of Supervisors of the County of San Bernardino

By   
Deputy  


**Incumbent List - Callifornia Children's Services**

For FY 2024-25, complete the table below for all personnel listed in the CCS budgets. Use the same job titles for both the budget and the incumbent list. Total percent for an individual incumbent should not be over 100 percent.

Specify whether job duty statements or civil service classification statements have been revised or changed. Only submit job duty statements and civil service classification statements that are new or have been revised. This includes (1) changes in job duties or activities, (2) changes in percentage of time spent for each activity, and (3) changes in percentage of time spent for enhanced and non-enhanced job duties or activities.

County/City: <u>San Bernardino County</u>			Fiscal Year: <u>2024-25</u>	
Job Title	Incumbent Name	FTE % on CCS Admin Budget	Have Job Duties Changed? (Yes or No)	Has Civil Service Classification Changed? (Yes or No)
<b>PROGRAM ADMINISTRATION</b>				
PH Program Manager	Jennifer St.Antoine	90	No	No
PH Program Coordinator	VACANT	100	No	No
Program Specialist	Kennedy Parker-Tucker	50	No	No
Admin Assistant	Felisa Prodigalidad	100	No	No
CCS Physician Consultant 2	Neveen Tadros	50	No	No
CCS Physician Consultant 1	Xie Yan	50	No	No
Supervising Public Health Nurse	Bethany Armijo	50	No	No
Supervising Public Health Nurse	Maria Ignacio	50	No	No
Supervising Public Health Nurse	Tonya Reed	50	No	No
Business Systems Analyst 2	Rabi Nagoulat	100	No	No
Automated Systems Analyst 1	Olin Paniagua	100	No	No
<b>MEDICAL CASE MANAGEMENT</b>				
CCS Physician Consultant 2	Neveen Tadros	50	No	No
CCS Physician Consultant 1	Xie Yan	50	No	No
Sup Pediatric Rehab Therapist 2	Steve Danlag	20	No	No
Medical Therapy Specialist	Manal Kassab	100	No	No
Medical Therapy Specialist	Michael Zidek	100	No	No
Supervising Public Health Nurse	Bethany Armijo	50	No	No
Supervising Public Health Nurse	Maria Ignacio	50	No	No
Supervising Public Health Nurse	Tonya Reed	50	No	No
Public Health Nurse 2	Adedoyin Adesina	100	No	No
Public Health Nurse 2	Vialed Areizaga Lisner	100	No	No
Public Health Nurse 2	Jessica Bentacu	100	No	No
Public Health Nurse 2	Ruby Bentley	100	No	No
Public Health Nurse 2	Jasmine Carmona	100	No	No
Public Health Nurse 2	James Colglazier III	100	No	No
Public Health Nurse 2	Michelle Do	100	No	No
Public Health Nurse 2	Ana Frescas	100	No	No
Public Health Nurse 2	Michelle Gonzales	100	No	No

Job Title	Incumbent Name	FTE % on CCS Admin Budget	Have Job Duties Changed? (Yes or No)	Has Civil Service Classification Changed? (Yes or No)
Public Health Nurse 2	Crystal Greene	100	No	No
Public Health Nurse 2	Donna Helm	100	No	No
Public Health Nurse 2	Yamin Jauregui	100	No	No
Public Health Nurse 2	Julieann Lardizabal	100	No	No
Public Health Nurse 2	Holly Ly	100	No	No
Public Health Nurse 2	Diane Mejia	100	No	No
Public Health Nurse 2	Melanie Murray	100	No	No
Public Health Nurse 2	Ha Nguyen	100	No	No
Public Health Nurse 2	Veronica Perez	100	No	No
Public Health Nurse 2	Rizza Pica	100	No	No
Public Health Nurse 2	Rosemary Puente	100	No	No
Public Health Nurse 2	Milagro Roman	100	No	No
Public Health Nurse 2	Yvonne Ross	100	No	No
Public Health Nurse 2	Jennet Rubi	100	No	No
Public Health Nurse 2	Roshaun Stovell	100	No	No
Public Health Nurse 2	Marikatharine Szpyrka	100	No	No
Public Health Nurse 2	Jon Gabriel Tuazon	100	No	No
Public Health Nurse 2	Thuy Vo	100	No	No
Public Health Nurse 2	Annie (Pornmany) Vongvanith	100	No	No
Public Health Nurse 2	Kelly Webb	100	No	No
Public Health Nurse 2	Chika Yamazaki	100	No	No
Public Health Nurse 2	VACANT	100	No	No
Public Health Nurse 2	VACANT	100	No	No
Public Health Nurse 2	VACANT	100	No	No
Public Health Nurse 2	VACANT	100	No	No
Public Health Nurse 2	VACANT	100	No	No
<b>OTHER HEALTH CARE PROFESSIONALS</b>				
Sup Social Svc Practitioner	Yvonne Quatman	100	No	No
Social Svc Practitioner	Citlaly Arana	100	No	No
Social Svc Practitioner	Christian Galvez	100	No	No
Social Svc Practitioner	Irma Murillo	100	No	No
Social Svc Practitioner	Katrina Stagliano	100	No	No
Social Svc Practitioner	VACANT	100	No	No
Social Svc Practitioner	VACANT	100	No	No
<b>ANCILLARY SUPPORT</b>				
Supervising Office Specialist	Kerri Gonzalez	100	No	No
Supervising Office Specialist	Natasha Jones	100	No	No
Supervising Office Specialist	Monica Ontaneda	100	No	No
Office Specialist	Misty Bradley	100	No	No
Office Specialist	Phyllis Briones	100	No	No

Job Title	Incumbent Name	FTE % on CCS Admin Budget	Have Job Duties Changed? (Yes or No)	Has Civil Service Classification Changed? (Yes or No)
Office Specialist	Valerie Cabral	100	No	No
Office Specialist	Jack Dauer	100	No	No
Office Specialist	Krystal Dumas	100	No	No
Office Specialist	Lourdes Garcia	100	No	No
Office Specialist	Kimberly Harper	100	No	No
Office Specialist	Antoinette Hernandez	100	No	No
Office Specialist	Maria Hernandez	100	No	No
Office Specialist	Laura Juarez	100	No	No
Office Specialist	Valarie Lee	100	No	No
Office Specialist	Shanette Manuel	100	No	No
Office Specialist	Claudia Melendez	100	No	No
Office Specialist	Joyce Osler	100	No	No
Office Specialist	Jael Osuna	100	No	No
Office Specialist	Dana Owens-Sidbury	100	No	No
Office Specialist	Henry Reyna	100	No	No
Office Specialist	Lori Ann Robinson	100	No	No
Office Specialist	Andrea Soto	100	No	No
Office Specialist	Rhonda Strange	100	No	No
Office Specialist	Kimberley Tonk	100	No	No
Office Specialist	VACANT	100	No	No
Office Specialist	VACANT	100	No	No
Office Specialist	VACANT	100	No	No
Office Specialist	VACANT	100	No	No
Office Specialist	VACANT	100	No	No
Office Specialist	VACANT	100	No	No
Office Specialist	VACANT	100	No	No
Office Specialist	Tara Young	100	No	No
Supervising Office Assistant	Yvonne Hernandez	100	No	No
Office Assistant 2	Silvia Alvarez	100	No	No
Office Assistant 2	Ana Corpus	100	No	No
Office Assistant 2	Chares Gamage	100	No	No
Office Assistant 2	Alicia Hernandez	100	Yes	Yes
Office Assistant 2	Julia Macias	100	No	No
Office Assistant 2	Evelyn Mendoza	100	No	No
Office Assistant 2	Ausyln Mendoza	100	No	No
Office Assistant 2	Rich Nguyen	100	No	No
Office Assistant 2	Rocio Quintero	100	No	No
Office Assistant 2	Daniela Ramos	100	No	No
Office Assistant 2	Bernadette Thomas	100	No	No
Office Assistant 2	VACANT	100	No	No

Job Title	Incumbent Name	FTE % on CCS Admin Budget	Have Job Duties Changed? (Yes or No)	Has Civil Service Classification Changed? (Yes or No)
Office Assistant 2	VACANT	100	No	No
Office Assistant 2	VACANT	100	No	No
<b>CLERICAL AND CLAIMS SUPPORT</b>				
Sr. Accountant/Auditor	Mayra Gomez	90	No	No
Accounting Technician	VACANT	100	No	No
Fiscal Specialist	Regina Garcia	90	No	No
Fiscal Specialist	Justnin Perez	100	No	No
Office Specialist	Jeanette De Leon	100	No	No
Office Specialist	Santa "Isabel" Hermosillo	100	No	No
Office Specialist	Veronica Zavala-Lopez	50	No	No
Supervising Office Assistant	FeLicia Clark	100	No	No
Office Assistant 3	Heidi Bayerl	100	No	No
Office Assistant 3	Zahara Bourbour	100	No	No
Office Assistant 3	Melissa De Avilal	100	No	No
Office Assistant 3	Rachel Munoz-Esquivell	100	No	No
Office Assistant 2	LaPorsha Newborn	50	No	No
Office Assistant 2	Jessica Uribe	100	No	No
Office Assistant 2	VACANT	100	No	No
Office Assistant 2	VACANT	100	No	No
Public Service Employee	VACANT	100	No	No





**CCS Administrative Budget Summary**


Fiscal Year: **2024-25**

County: **San Bernardino**

CCS CASELOAD	Actual Caseload	Percent of Total CCS Caseload
<b>STRAIGHT CCS</b>		
Total Cases of Open (Active) Straight CCS Children	355	2.52%
<b>OTLIPC</b>		
Total Cases of Open (Active) OTLIPC Children	1532	10.86%
<b>MEDI-CAL</b>		
Total Cases of Open (Active) Medi-Cal (non-OTLIPC) Children	12220	86.62%
<b>TOTAL CCS CASELOAD</b>	<b>14107</b>	<b>100%</b>

Category/Line Item	Col 1 = Col 2+3+4					
	1	2	3	4	5	6
	Total Budget	Straight CCS County/State (50/50)	OTLIPC Optional Targeted Low Income Children's Program (OTLIPC) County/State/Fed (17,517,565)	Medi-Cal State/Federal	Enhanced Medi-Cal State/Federal (25/75)	Non-Enhanced Medi-Cal State/Federal (50/50)
I. Total Personnel Expense	12,269,709	308,785	1,332,473	10,628,479	3,983,626	6,664,853
II. Total Operating Expense	2,213,784	55,710	240,413	1,917,661	0	1,917,661
III. Total Capital Expense	16,000	403	1,738	13,860	13,860	13,860
IV. Total Indirect Expense	1,758,203	44,245	180,938	1,523,020		1,523,020
V. Total Other Expense	50,000	1,258	5,430	43,312		43,312
<b>Budget Grand Total</b>	<b>16,307,696</b>	<b>410,381</b>	<b>1,770,962</b>	<b>14,126,332</b>	<b>3,983,626</b>	<b>10,162,706</b>

Source of Funds	Col 1 = Col 2+3+4					
	1	2	3	4	5	6
	Total Budget	Straight CCS County/State (50/50)	OTLIPC Optional Targeted Low Income Children's Program (OTLIPC) County/State/Fed (17,517,565)	Medi-Cal State/Federal	Enhanced Medi-Cal State/Federal (25/75)	Non-Enhanced Medi-Cal State/Federal (50/50)
Straight CCS State	205,190	205,180				
Country	205,191	205,191				
OTLIPC State	308,924		308,924			
Country	308,924		308,924			
Federal (Title XXI)	1,151,144		1,151,144			
Medi-Cal State	6,072,260			6,072,260		
Federal (Title XIX)	8,054,072			8,054,072		
					890,307	5,081,353
					2,972,719	5,081,353

Prepared By:  (Signature)  
 Jennifer St. Antoine, Program Manager  
 CCS Administrator (Printed Name)

Prepared By: (Printed Name)  
 Myra Gómez, Accountant  
 mbyra.gomez@dph.sbcounty.gov  
 Email Address

CCS Administrator (Printed Name)  
 jstantoine@dph.sbcounty.gov  
 Email Address





**CCS Administrative Budget Worksheet**

Fiscal Year: **2024-25**

County: **San Bernardino**

CCS CASELOAD	Actual Caseload	Percent of Total CCS Caseload
STRAIGHT CCS - Total Cases of Open (Active) Straight CCS Children	355	2.52%
OTLCP - Total Cases of Open (Active) OTLCP Children	1532	10.86%
MEDI-CAL - Total Cases of Open (Active) Medi-Cal (Non-OTLCP) Children	12220	86.62%
<b>TOTAL CCS CASELOAD</b>	<b>14107</b>	<b>100%</b>

Column	Straight CCS			Optional Targeted Low Income Children's Program (OTLCP)			Medi-Cal (Non-OTLCP)				
	4A	4	5	5A	5	6A	6	7A	7	8A	8
Category/Line Item	Caseload %	Straight CCS County/State (60/60)	Optional Targeted Low Income Children's Program (OTLCP) Co/State/Fed (17.5/17.5/65)	Caseload %	Caseload %	Caseload %	Medi-Cal State/Federal	Enhanced % FTE	Enhanced Medi-Cal State/Federal (25/75)	Non-Enhanced % FTE	Non-Enhanced Medi-Cal State/Federal (50/50)
<b>I. Personnel Expense</b>											
<b>Program Administration</b>											
1. Jennifer S. Antonio, Program Manager	90.00%	106,681	97,813	2,461	10.66%	10,622	84,729			100.00%	84,729
2. Vacant, Program Coordinator	100.00%	115,960	115,960	2,918	10.66%	12,593	100,449			100.00%	100,449
3. Kennedy Parker Tucker, Program Specialist	50.00%	74,461	37,230	937	10.86%	4,043	32,250			100.00%	32,250
4. Felisa Prodigalasad, Administrative Assistant	100.00%	48,154	48,154	1,212	10.86%	5,229	41,713			100.00%	41,713
5. Neveen Tardos, Physician Consultant II	50.00%	211,695	105,848	2,664	10.86%	11,495	91,669			100.00%	91,669
6. Yan Xie, Physician Consultant I	50.00%	172,299	86,149	2,181	10.86%	9,410	75,059			100.00%	75,059
7. Bethany Armijo, Supervising Public Health Nurse	50.00%	121,019	60,510	1,523	10.86%	6,571	52,416			100.00%	52,416
8. Maria Ignacio, Supervising Public Health Nurse	50.00%	121,019	60,510	1,523	10.86%	6,571	52,416			100.00%	52,416
9. Tanya Reed, Supervising Public Health Nurse	50.00%	80,022	40,011	1,007	10.86%	4,345	34,659			100.00%	34,659
10. Rabi Nagoulat, Business Analyst II	100.00%	95,734	95,734	2,409	10.86%	10,397	82,928			100.00%	82,928
11. Olin Panagua, Automated Systems Analyst I	100.00%	90,426	90,426	2,276	10.86%	9,820	78,330			100.00%	78,330
<b>Subtotal</b>		<b>1,240,470</b>	<b>838,845</b>	<b>21,111</b>		<b>91,086</b>	<b>726,638</b>				<b>726,638</b>
<b>Medical Case Management</b>											
1. Neveen Tardos, CCS Physician Consultant 2	50.00%	211,695	105,848	2,664	10.86%	11,495	91,689	27.36%	25,096	72.64%	66,603
2. Yan Xie, CCS Physician Consultant 1	50.00%	173,299	86,649	2,181	10.86%	9,410	75,059	35.76%	26,841	64.24%	48,218
3. Steve Danlaji, Sup Pediatric Rehab Therapist 2	20.00%	134,143	26,829	675	10.86%	2,914	23,240	3.67%	853	86.33%	22,387
4. Manal Kaasab, Medical Therapy Specialist	100.00%	125,118	125,118	3,149	10.86%	13,588	108,382	61.77%	66,948	38.23%	41,434
5. Michael Zedek, Medical Therapy Specialist	100.00%	125,118	125,118	3,149	10.86%	13,588	108,382	61.77%	66,948	38.23%	41,434
6. Bethany Armijo, Supervising Public Health Nurse	50.00%	121,019	60,510	1,523	10.86%	6,571	52,416	73.49%	38,521	26.51%	13,895
7. Maria Ignacio, Supervising Public Health Nurse	50.00%	121,019	60,510	1,523	10.86%	6,571	52,416	73.49%	38,521	26.51%	13,895
8. Tanya Reed, Supervising Public Health Nurse	50.00%	121,019	60,510	1,523	10.86%	6,571	52,416	73.49%	38,521	26.51%	13,895
9. Adedayin Adesina, Public Health Nurse 2	100.00%	106,323	106,323	2,676	10.86%	11,547	92,101	73.49%	67,685	26.51%	24,416
10. Valed Arezaga Lisner, Public Health Nurse 2	100.00%	106,323	106,323	2,676	10.86%	11,547	92,101	73.49%	67,685	26.51%	24,416
11. Jessica Benicio, Public Health Nurse 2	100.00%	106,323	106,323	2,676	10.86%	11,547	92,101	73.49%	67,685	26.51%	24,416
12. Ruby Bentley, Public Health Nurse 2	100.00%	106,323	106,323	2,676	10.86%	11,547	92,101	73.49%	67,685	26.51%	24,416
13. Jasmine Carrmona, Public Health Nurse 2	100.00%	106,323	106,323	2,676	10.86%	11,547	92,101	73.49%	67,685	26.51%	24,416
14. James Colganizer III, Public Health Nurse 2	100.00%	106,323	106,323	2,676	10.86%	11,547	92,101	73.49%	67,685	26.51%	24,416
15. Michelle Do, Public Health Nurse 2	100.00%	106,323	106,323	2,676	10.86%	11,547	92,101	73.49%	67,685	26.51%	24,416
16. Ana Frezas, Public Health Nurse 2	100.00%	106,323	106,323	2,676	10.86%	11,547	92,101	73.49%	67,685	26.51%	24,416
17. Michelle Gonzales, Public Health Nurse 2	100.00%	106,323	106,323	2,676	10.86%	11,547	92,101	73.49%	67,685	26.51%	24,416
18. Crystal Greene, Public Health Nurse 2	100.00%	106,323	106,323	2,676	10.86%	11,547	92,101	73.49%	67,685	26.51%	24,416
19. Donna Helm, Public Health Nurse 2	100.00%	106,323	106,323	2,676	10.86%	11,547	92,101	73.49%	67,685	26.51%	24,416
20. Yamin (PHN) J. Jauragu, Public Health Nurse 2	100.00%	106,323	106,323	2,676	10.86%	11,547	92,101	73.49%	67,685	26.51%	24,416
21. Julieann Landzabal, Public Health Nurse 2	100.00%	106,323	106,323	2,676	10.86%	11,547	92,101	73.49%	67,685	26.51%	24,416
22. Holly Ly, Public Health Nurse 2	100.00%	106,323	106,323	2,676	10.86%	11,547	92,101	73.49%	67,685	26.51%	24,416



CCS Administrative Budget Worksheet

Fiscal Year: 2024-25

County: San Bernardino

Category	Actual Caseload	Percent of Total CCS Caseload
<b>CCS CASELOAD</b>		
<b>STRAIGHT CCS -</b>	355	2.52%
Total Cases of Open (Active) Straight CCS Children		
<b>OTLCP -</b>	1532	10.86%
Total Cases of Open (Active) OTLCP Children		
<b>MEDI-CAL -</b>	12220	86.62%
Total Cases of Open (Active) Medi-Cal (non-OTLCP) Children		
<b>TOTAL CCS CASELOAD</b>	<b>14107</b>	<b>100%</b>

Column	1	2	3	Straight CCS		Optional Targeted Low Income Children's Program (OTLCP)				Medi-Cal (Non-OTLCP)			
				4A	4	5A	5	6A	6	7A	7	8A	8
Category/Line Item	% FTE	Annual Salary	Total Budget (1 x 2 or 4 + 5 + 6)	Caseload % (50/50)	Straight CCS County/State (50/50)	Caseload %	Optional Targeted Low Income Children's Program (OTLCP) Co/State/Fed (17.5/17.5/65)	Caseload %	Medi-Cal State/Federal	Enhanced % FTE	Enhanced % FTE (25/75)	Non-Enhanced % FTE	Non-Enhanced % FTE (50/50)
23. Diane Mejia, Public Health Nurse 2	100.00%	106,323	106,323	2.52%	2,676	10.86%	11,547	86.62%	92,101	73.49%	67,685	26.51%	24,416
24. Melanie Murray, Public Health Nurse 2	100.00%	106,323	106,323	2.52%	2,676	10.86%	11,547	86.62%	92,101	73.49%	67,685	26.51%	24,416
25. Ha Nguyen, Public Health Nurse 2	100.00%	106,323	106,323	2.52%	2,676	10.86%	11,547	86.62%	92,101	73.49%	67,685	26.51%	24,416
26. Veronica Perez, Public Health Nurse 2	100.00%	106,323	106,323	2.52%	2,676	10.86%	11,547	86.62%	92,101	73.49%	67,685	26.51%	24,416
27. Rizza Pica, Public Health Nurse 2	100.00%	106,323	106,323	2.52%	2,676	10.86%	11,547	86.62%	92,101	73.49%	67,685	26.51%	24,416
28. Rosemary Puente, Public Health Nurse 2	100.00%	106,323	106,323	2.52%	2,676	10.86%	11,547	86.62%	92,101	73.49%	67,685	26.51%	24,416
29. Milagro (PHN J) Roman, Public Health Nurse 2	100.00%	106,323	106,323	2.52%	2,676	10.86%	11,547	86.62%	92,101	73.49%	67,685	26.51%	24,416
30. Yvonne Ross, Public Health Nurse 2	100.00%	106,323	106,323	2.52%	2,676	10.86%	11,547	86.62%	92,101	73.49%	67,685	26.51%	24,416
31. Jennet Rubi, Public Health Nurse 2	100.00%	106,323	106,323	2.52%	2,676	10.86%	11,547	86.62%	92,101	73.49%	67,685	26.51%	24,416
32. Roshana Stovell, Public Health Nurse 2	100.00%	106,323	106,323	2.52%	2,676	10.86%	11,547	86.62%	92,101	73.49%	67,685	26.51%	24,416
33. Marikaharne Szyzka, Public Health Nurse 2	100.00%	106,323	106,323	2.52%	2,676	10.86%	11,547	86.62%	92,101	73.49%	67,685	26.51%	24,416
34. Jon Gabriel Tuzon, Public Health Nurse 2	100.00%	106,323	106,323	2.52%	2,676	10.86%	11,547	86.62%	92,101	73.49%	67,685	26.51%	24,416
35. Thuy Vo, Public Health Nurse 2	100.00%	106,323	106,323	2.52%	2,676	10.86%	11,547	86.62%	92,101	73.49%	67,685	26.51%	24,416
36. Anne (Pompany) Vongvanth, Public Health Nurse 2	100.00%	106,323	106,323	2.52%	2,676	10.86%	11,547	86.62%	92,101	73.49%	67,685	26.51%	24,416
37. Kelly Webb, Public Health Nurse 2	100.00%	106,323	106,323	2.52%	2,676	10.86%	11,547	86.62%	92,101	73.49%	67,685	26.51%	24,416
38. Chika Yamazaki, Public Health Nurse 2	100.00%	106,323	106,323	2.52%	2,676	10.86%	11,547	86.62%	92,101	73.49%	67,685	26.51%	24,416
39. VACANT, Public Health Nurse 2	100.00%	106,323	106,323	2.52%	2,676	10.86%	11,547	86.62%	92,101	73.49%	67,685	26.51%	24,416
40. VACANT, Public Health Nurse 2	100.00%	106,323	106,323	2.52%	2,676	10.86%	11,547	86.62%	92,101	73.49%	67,685	26.51%	24,416
41. VACANT, Public Health Nurse 2	100.00%	106,323	106,323	2.52%	2,676	10.86%	11,547	86.62%	92,101	73.49%	67,685	26.51%	24,416
42. VACANT, Public Health Nurse 2	100.00%	106,323	106,323	2.52%	2,676	10.86%	11,547	86.62%	92,101	73.49%	67,685	26.51%	24,416
43. VACANT, Public Health Nurse 2	100.00%	106,323	106,323	2.52%	2,676	10.86%	11,547	86.62%	92,101	73.49%	67,685	26.51%	24,416
Subtotal		4,853,720	4,372,397		110,047		474,853		3,787,535		2,671,214		1,116,321
<b>Other Health Care Professionals</b>													
1. Yvonne Quatman, Supervising Social Service Practitioner	100.00%	104,760	104,760	2.52%	2,636	10.86%	11,377	86.62%	90,747	13.17%	11,951	86.83%	76,796
2. Cillary Arena, Social Service Practitioner III	100.00%	74,578	74,578	2.52%	1,877	10.86%	8,099	86.62%	64,602	57.51%	37,153	42.49%	27,449
3. Christian Galvez, Social Service Practitioner III	100.00%	74,578	74,578	2.52%	1,877	10.86%	8,099	86.62%	64,602	57.51%	37,153	42.49%	27,449
4. Irma Murillo, Social Service Practitioner III	100.00%	74,578	74,578	2.52%	1,877	10.86%	8,099	86.62%	64,602	57.51%	37,153	42.49%	27,449
5. Katrina Signilano, Social Service Practitioner III	100.00%	74,578	74,578	2.52%	1,877	10.86%	8,099	86.62%	64,602	57.51%	37,153	42.49%	27,449
6. VACANT, Social Service Practitioner III	100.00%	74,578	74,578	2.52%	1,877	10.86%	8,099	86.62%	64,602	57.51%	37,153	42.49%	27,449
7. VACANT, Social Service Practitioner III	100.00%	74,578	74,578	2.52%	1,877	10.86%	8,099	86.62%	64,602	57.51%	37,153	42.49%	27,449
Subtotal		552,228	552,228		13,898		59,971		478,359		234,869		243,490
<b>Ancillary Support</b>													
1. Kerri Gonzalez, Supervising Office Specialist	100.00%	71,436	71,436	2.52%	1,798	10.86%	7,758	86.62%	61,880			100.00%	61,880
2. Nabasha Jones, Supervising Office Specialist	100.00%	71,436	71,436	2.52%	1,798	10.86%	7,758	86.62%	61,880			100.00%	61,880
3. Monica Othmaneda, Supervising Office Specialist	100.00%	71,436	71,436	2.52%	1,798	10.86%	7,758	86.62%	61,880			100.00%	61,880
4. Misty Bradley, Office Specialist	100.00%	53,639	53,639	2.52%	1,350	10.86%	5,825	86.62%	46,464			100.00%	46,464
5. Phyllis Briones, Office Specialist	100.00%	53,639	53,639	2.52%	1,350	10.86%	5,825	86.62%	46,464			100.00%	46,464





**CCS Administrative Budget Worksheet**

Fiscal Year: **2024-25**

County: **San Bernardino**

CCS CASELOAD	Actual Caseload	Percent of Total CCS Caseload
<b>STRAIGHT CCS -</b> Total Cases of Open (Active) Straight CCS Children	355	2.52%
<b>OTLCP -</b> Total Cases of Open (Active) OTLCP Children	1532	10.86%
<b>MEDI-CAL -</b> Total Cases of Open (Active) Medi-Cal (OTLCP) Children	12220	86.62%
<b>TOTAL CCS CASELOAD</b>	<b>14107</b>	<b>100%</b>

Column	Category/Line Item	Straight CCS			Optional Targeted Low Income Children's Program (OTLCP)			Medi-Cal (Non-OTLCP)					
		4A	4	5A	5	6A	6	7A	7	8A	8		
		Total Budget (1 + 2 or 4 + 5 + 6)	Straight CCS County/State (50/50)	Caselead %	Optional Targeted Low Income Children's Program (OTLCP) Co/State/Fed (17.5/17.5/65)	Caselead %	Caselead %	Medi-Cal State/Federal	Enhanced % FTE	Enhanced % FTE	Non-Enhanced % FTE	Non-Enhanced % FTE	Non-Enhanced % FTE
		Annual Salary											
6.	Valerie Cabral, Office Specialist	53,639	1,350	2.52%	53,639	10.86%	86.62%	46,484			100.00%	46,484	
7.	Jack Dauer, Office Specialist	53,639	1,350	2.52%	53,639	10.86%	86.62%	46,484			100.00%	46,484	
8.	Kystal Dumas, Office Specialist	53,639	1,350	2.52%	53,639	10.86%	86.62%	46,484			100.00%	46,484	
9.	Lourdes Garcia, Office Specialist	53,639	1,350	2.52%	53,639	10.86%	86.62%	46,484			100.00%	46,484	
10.	Kimberly Harper, Office Specialist	53,639	1,350	2.52%	53,639	10.86%	86.62%	46,484			100.00%	46,484	
11.	Antonette Hernandez, Office Specialist	53,639	1,350	2.52%	53,639	10.86%	86.62%	46,484			100.00%	46,484	
12.	Maria Hernandez, Office Specialist	53,639	1,350	2.52%	53,639	10.86%	86.62%	46,484			100.00%	46,484	
13.	Laura Juarez, Office Specialist	53,639	1,350	2.52%	53,639	10.86%	86.62%	46,484			100.00%	46,484	
14.	Valarie Lee, Office Specialist	53,639	1,350	2.52%	53,639	10.86%	86.62%	46,484			100.00%	46,484	
15.	Shanette Manuel, Office Specialist	53,639	1,350	2.52%	53,639	10.86%	86.62%	46,484			100.00%	46,484	
16.	Claudia Melendez, Office Specialist	53,639	1,350	2.52%	53,639	10.86%	86.62%	46,484			100.00%	46,484	
17.	Joyce Oler, Office Specialist	53,639	1,350	2.52%	53,639	10.86%	86.62%	46,484			100.00%	46,484	
18.	Janel Osuna, Office Specialist	53,639	1,350	2.52%	53,639	10.86%	86.62%	46,484			100.00%	46,484	
19.	Dana Owens-Sabury, Office Specialist	53,639	1,350	2.52%	53,639	10.86%	86.62%	46,484			100.00%	46,484	
20.	Henry Reyna, Office Specialist	53,639	1,350	2.52%	53,639	10.86%	86.62%	46,484			100.00%	46,484	
21.	Levi Ann Robinson, Office Specialist	53,639	1,350	2.52%	53,639	10.86%	86.62%	46,484			100.00%	46,484	
22.	Andrea Soto, Office Specialist	53,639	1,350	2.52%	53,639	10.86%	86.62%	46,484			100.00%	46,484	
23.	Rhonda Strange, Office Specialist	53,639	1,350	2.52%	53,639	10.86%	86.62%	46,484			100.00%	46,484	
24.	Kimberly Tonk, Office Specialist	53,639	1,350	2.52%	53,639	10.86%	86.62%	46,484			100.00%	46,484	
25.	VACANT, Office Specialist	53,639	1,350	2.52%	53,639	10.86%	86.62%	46,484			100.00%	46,484	
26.	VACANT, Office Specialist	53,639	1,350	2.52%	53,639	10.86%	86.62%	46,484			100.00%	46,484	
27.	VACANT, Office Specialist	53,639	1,350	2.52%	53,639	10.86%	86.62%	46,484			100.00%	46,484	
28.	VACANT, Office Specialist	53,639	1,350	2.52%	53,639	10.86%	86.62%	46,484			100.00%	46,484	
29.	VACANT, Office Specialist	53,639	1,350	2.52%	53,639	10.86%	86.62%	46,484			100.00%	46,484	
30.	VACANT, Office Specialist	53,639	1,350	2.52%	53,639	10.86%	86.62%	46,484			100.00%	46,484	
31.	VACANT, Office Specialist	53,639	1,350	2.52%	53,639	10.86%	86.62%	46,484			100.00%	46,484	
32.	Tara Young, Office Specialist	62,659	1,577	2.52%	62,659	10.86%	86.62%	54,278			100.00%	54,278	
33.	Yvonne Hernandez, Supervising Office Assistant	42,317	1,065	2.52%	42,317	10.86%	86.62%	36,657			100.00%	36,657	
34.	Shiva Alvarez, Office Assistant II	42,317	1,065	2.52%	42,317	10.86%	86.62%	36,657			100.00%	36,657	
35.	Ann Corpus, Office Assistant II	42,317	1,065	2.52%	42,317	10.86%	86.62%	36,657			100.00%	36,657	
36.	Charles Gammag, Office Assistant II	42,317	1,065	2.52%	42,317	10.86%	86.62%	36,657			100.00%	36,657	
37.	Alicia Hernandez, Office Assistant II	42,317	1,065	2.52%	42,317	10.86%	86.62%	36,657			100.00%	36,657	
38.	Julia Macias, Office Assistant II	42,317	1,065	2.52%	42,317	10.86%	86.62%	36,657			100.00%	36,657	
39.	Evelyn Mendez, Office Assistant II	42,317	1,065	2.52%	42,317	10.86%	86.62%	36,657			100.00%	36,657	
40.	Euslyn Mendez, Office Assistant II	42,317	1,065	2.52%	42,317	10.86%	86.62%	36,657			100.00%	36,657	
41.	Rish Nguyen, Office Assistant II	42,317	1,065	2.52%	42,317	10.86%	86.62%	36,657			100.00%	36,657	
42.	Rocio Quintero, Office Assistant II	42,317	1,065	2.52%	42,317	10.86%	86.62%	36,657			100.00%	36,657	



**CCS Administrative Budget Worksheet**

Fiscal Year: 2024-25

County: San Bernardino

CCS CASELOAD	Actual Caseload	Percent of Total CCS Caseload
<b>STRAIGHT CCS -</b>	355	2.52%
Total Cases of Open (Active) Straight CCS Children		
<b>OTLCP -</b>	1532	10.86%
Total Cases of Open (Active) OTLCP Children		
<b>MEDI-CAL -</b> Total Cases of Open (Active) Medi-Cal (non-OTLCP) Children	12220	86.62%
<b>TOTAL CCS CASELOAD</b>	<b>14107</b>	<b>100%</b>

Column	Straight CCS			Optional Targeted Low Income Children's Program (OTLCP)					Medi-Cal (Non-OTLCP)			
	4A	4	5	5A	5	6A	6	7A	7	8A	8	
Category/Line Item	Total Budget (1+2 or 4+5+6)	Caseload %	Straight CCS County/State (50/50)	Caseload %	Optional Targeted Low Income Children's Program (OTLCP) Co/State/Fed (17,517,565)	Caseload %	Medi-Cal State/Federal	Enhanced % FTE	Enhanced Medi-Cal State/Federal (25/75)	Non-Enhanced % FTE	Non-Enhanced Medi-Cal State/Federal (50/50)	
43. Daniela Ramos, Office Assistant II	42,317	2.52%	1,065	10.86%	4,596	86.62%	36,657	100.00%	36,657	100.00%	36,657	
44. Bernadette Thomas, Office Assistant II	42,317	2.52%	1,065	10.86%	4,596	86.62%	36,657	100.00%	36,657	100.00%	36,657	
45. VACANT, Office Assistant II	42,317	2.52%	1,065	10.86%	4,596	86.62%	36,657	100.00%	36,657	100.00%	36,657	
46. VACANT, Office Assistant II	42,317	2.52%	1,065	10.86%	4,596	86.62%	36,657	100.00%	36,657	100.00%	36,657	
47. VACANT, Office Assistant II	42,317	2.52%	1,065	10.86%	4,596	86.62%	36,657	100.00%	36,657	100.00%	36,657	
Subtotal	2,424,937		61,031		263,348		2,100,572				2,100,572	
<b>Clerical and Claims Support</b>												
1. Mayra Gomez, Sr. Accountant/Auditor	88,634	2.52%	2,007	10.86%	6,963	86.62%	68,101	100.00%	68,101	100.00%	68,101	
2. VACANT, Accounting Technician	68,636	2.52%	1,732	10.86%	7,475	86.62%	59,628	100.00%	59,628	100.00%	59,628	
3. Regina Garcia, Fiscal Specialist	57,600	2.52%	1,305	10.86%	5,630	86.62%	44,966	100.00%	44,966	100.00%	44,966	
4. Justin Perez, Fiscal Specialist	57,600	2.52%	1,350	10.86%	5,825	86.62%	49,895	100.00%	49,895	100.00%	49,895	
5. Jeanette De Leon, Office Specialist	53,639	2.52%	1,350	10.86%	5,825	86.62%	46,464	100.00%	46,464	100.00%	46,464	
6. Sanna "Isabel" Hermosillo, Office Specialist	53,639	2.52%	1,350	10.86%	5,825	86.62%	46,464	100.00%	46,464	100.00%	46,464	
7. Veronica Zavala-Lopez, Office Specialist	62,659	2.52%	1,577	10.86%	6,905	86.62%	54,278	100.00%	54,278	100.00%	54,278	
8. Felicia Clark, Supervising Office Assistant	51,170	2.52%	1,288	10.86%	5,557	86.62%	44,325	100.00%	44,325	100.00%	44,325	
9. Heidi Bayer, Office Assistant III	51,170	2.52%	1,288	10.86%	5,557	86.62%	44,325	100.00%	44,325	100.00%	44,325	
10. Zahra Bourbour, Office Assistant III	51,170	2.52%	1,288	10.86%	5,557	86.62%	44,325	100.00%	44,325	100.00%	44,325	
11. Melissa De Avila, Office Assistant III	51,170	2.52%	1,288	10.86%	5,557	86.62%	44,325	100.00%	44,325	100.00%	44,325	
12. Rachel Munoz-Esquivel, Office Assistant III	42,317	2.52%	1,065	10.86%	4,596	86.62%	36,657	100.00%	36,657	100.00%	36,657	
13. LaPorsha Newborn, Office Assistant II	42,317	2.52%	1,065	10.86%	4,596	86.62%	36,657	100.00%	36,657	100.00%	36,657	
14. Jessica Uribe, Office Assistant II	42,317	2.52%	1,065	10.86%	4,596	86.62%	36,657	100.00%	36,657	100.00%	36,657	
15. VACANT, Office Assistant II	42,317	2.52%	1,065	10.86%	4,596	86.62%	36,657	100.00%	36,657	100.00%	36,657	
16. VACANT, Office Assistant II	42,317	2.52%	1,065	10.86%	4,596	86.62%	36,657	100.00%	36,657	100.00%	36,657	
17. VACANT, Public Service Employee	0	0.00%	0	0.00%	0	0.00%	0	0.00%	0	0.00%	0	
Subtotal	870,194		20,324		87,705		699,568		699,568		699,568	
Subtotal Salaries and Wages	8,996,000	2.52%	226,383	10.86%	976,953	86.62%	7,792,672	37.29%	2,905,033	62.71%	4,886,589	
Salary Savings	(612,188)	2.52%	(15,405)	10.86%	(66,483)	86.62%	(530,299)	37.29%	(197,762)	62.71%	(332,537)	
Total Salaries and Wages	8,383,812	2.52%	210,977	10.86%	910,470	86.62%	7,262,373	37.29%	2,707,271	62.71%	4,554,052	
Staff Benefits (Specify %)	3,895,897	2.52%	97,788	10.86%	422,003	86.62%	3,366,106		1,255,305		2,110,801	
I. Total Personnel Expense	12,289,709	2.52%	308,765	10.86%	1,332,473	86.62%	10,628,479		3,963,626		6,664,853	
<b>II. Operating Expense</b>												
1. Training	22,780	2.52%	573	10.86%	2,474	86.62%	19,733	100.00%	19,733	100.00%	19,733	
2. Travel	32,646	2.52%	822	10.86%	3,545	86.62%	28,279	100.00%	28,279	100.00%	28,279	
3. Communications	467,421	2.52%	11,763	10.86%	50,761	86.62%	404,897	100.00%	404,897	100.00%	404,897	
4. Office Supplies	46,312	2.52%	1,165	10.86%	5,029	86.62%	40,117	100.00%	40,117	100.00%	40,117	
5. Office Furniture and Equipment	16,252	2.52%	409	10.86%	1,765	86.62%	14,078	100.00%	14,078	100.00%	14,078	
6. Computers and Printers	377,773	2.52%	9,507	10.86%	41,028	86.62%	327,241	100.00%	327,241	100.00%	327,241	





CCS Administrative Budget Worksheet

Fiscal Year: 2024-25  
County: San Bernardino

CCS CASELOAD	Actual Caseload	Percent of Total CCS Caseload
<b>STRAIGHT CCS -</b>		
Total Cases of Open (Active) Straight CCS Children	355	2.52%
<b>OTLICP -</b>		
Total Cases of Open (Active) OTLICP Children	1532	10.86%
<b>MEDI-CAL -</b> Total Cases of Open (Active) Medi-Cal (Incl-OTLICP) Children	12220	86.62%
<b>TOTAL CCS CASELOAD</b>	<b>14107</b>	<b>100%</b>

Column	Straight CCS			Optional Targeted Low Income Children's Program (OTLICP)			Medi-Cal (Non-OTLICP)				
	4A	4	5A	5A	5	6A	6	7A	7	8A	8
Category/Line Item	Caseload %	Straight CCS County/State (60/60)	Caseload %	Optional Targeted Low Income Children's Program (OTLICP) Col/State/Fed (17.5/17.5/66)	Caseload %	Caseload %	Medi-Cal State/Federal	Enhanced % FTE	Enhanced % State/Federal (25/75)	Non-Enhanced % FTE	Non-Enhanced % State/Federal (50/50)
<b>Total Budget (1+2 or 4+5+6)</b>											
<b>Annual Salary</b>											
<b>% FTE</b>											
7. Postage	2.52%	2,348	10.86%	10,133	86.62%	80,829	100.00%				80,829
8. Professional Services	2.52%	13,589	10.86%	58,644	86.62%	467,772	100.00%				467,772
9. Equipment Maintenance	2.52%	1,104	10.86%	4,762	86.62%	37,988	100.00%				37,988
10. Space Rental	2.52%	11,568	10.86%	49,924	86.62%	398,217	100.00%				398,217
11. Utilities	2.52%	2,862	10.86%	12,350	86.62%	98,512	100.00%				98,512
<b>II. Total Operating Expense</b>		55,710		240,413		1,917,691		0			1,917,691
<b>III. Capital Expense</b>											
1. Cisco Switches	2.52%	403	10.86%	1,738	86.62%	13,860	100.00%				13,860
<b>III. Total Capital Expense</b>		403		1,738		13,860					13,860
<b>IV. Indirect Expense</b>											
1. Indirect Cost Rate - Internal	2.52%	33,858	10.86%	145,545	86.62%	1,168,920	100.00%				1,168,920
2. Indirect Cost Rate - External	2.52%	10,287	10.86%	44,393	86.62%	354,100	100.00%				354,100
<b>IV. Total Indirect Expense</b>		44,245		180,938		1,523,020					1,523,020
<b>V. Other Expense</b>											
1. Maintenance & Transportation	2.52%	1,258	10.86%	5,430	86.62%	43,312	100.00%				43,312
<b>V. Total Other Expense</b>		1,258		5,430		43,312					43,312
<b>Budget Grand Total</b>		410,381		1,770,962		14,128,332		3,963,826			10,162,708

Prepared By: *[Signature]* Date Prepared: 8/29/2024  
 Prepared By (Printed Name): Mayra Gómez, Accountant  
 Phone Number: (909) 458-1631  
 Date Signed: 9/17/24  
 Phone Number: (909) 458-1632  
 CCS Administrator (Printed Name): Jennifer St-Antoine, Program Manager  
 CCS Administrator (Signature): *[Signature]*  
 Date Signed: *[Signature]*

**Department of Health Care Services - Systems of Care Division  
San Bernardino County  
California Children's Services Administrative Budget  
Fiscal Year 2024-25**

**I. PERSONNEL EXPENSES**

**Total Salaries and Wages** **\$ 8,383,812**

The FY 2024-25 CCS Administrative Budget contains a total of 117.40; 116.40 full-time equivalents (FTE) and one part time PSE.

**Total Benefits** **\$ 3,885,897**

Benefits are calculated at 46.35% of total salaries and wages.

**TOTAL PERSONNEL EXPENSES** **\$ 12,269,709**

**II. OPERATING EXPENSES**

**Training** **\$ 22,780**

This includes costs associated with staff training for job enhancement and CEUs required to maintain licensure.

**Travel** **\$ 32,646**

This includes three general categories: private mileage, motor pool expenses, conferences/training and other travel.

**Communications** **\$ 467,421**

This category includes costs associated with communications for the program, including access to telephones, voice mail accounts, mobile telephones, Internet access, and e-mail accounts.

**Office Supplies** **\$ 46,312**

The costs associated with this budget item are general office supplies, printed supplies, paper, toner, photocopier and facsimile supplies, pens, writing pads, binders, and minor office equipment.

**Office Furniture and Equipment** **\$ 16,252**

This budget item funds any furniture repair needs for the CCS program.

**Computers and Printers** **\$ 377,773**

This budget item funds computer/printer equipment. This year we expect to purchase our computer and printer equipment as part of this year's schedule refresh.

**Postage** **\$ 93,310**

This amount funds the program's postage allocation expenses for mailings to providers and general postage fees. It further includes a prorated share of the cost for interoffice mail services between county offices. This is expected to increase, as we project an increase of correspondence between our clients and other agencies.

**Professional Services** \$ 540,005

This budget item funds costs for professional services. It includes costs related to purchase of insurance, costs associated with performing background checks on new hires, vendors providing specialized services such as contractors and consultants (Case management experts, economists, etc) expected to continue in the improvement of our enhanced case management process to comply with CalAim, advertising, alarm and security services, interpreting services, paper processing specialists, and professional services provided by county departments.

**Equipment Maintenance** \$ 43,852

This is the cost for maintenance costs associated with equipment required to do business.

**Space Rental** \$ 459,709

This is the cost for lease of the facility that houses program staff.

**Utilities** \$ 113,724

The monthly utility costs are allocated among the programs that co-located in the rented facility. We expect our utilities to continue to increase as utility companies continue to increase the costs.

**TOTAL OPERATING EXPENSES** \$ 2,213,784

**III. CAPITAL EXPENSES**

**Capital Expenses** \$ 16,000

This amount funds the Cisco switches required for the program's network.

**TOTAL CAPITAL EXPENSES** \$ 16,000

**VI. INDIRECT EXPENSES**

**Internal Indirect @ 10.998%** \$ 1,349,423

The amount of budgeted Indirect Expenses included in the budget is calculated at 10.998% of Total Personnel Expenses, previous year was 10.783%.

**External Indirect (Flat)** \$ 408,780

The External Indirect Expenses includes administrative support from other county departments that provide general support, for example, Auditor-Controller/Treasurer/Tax Collector, Information Services, County Counsel, and Purchasing. The county increased those costs from last year.

**TOTAL INDIRECT EXPENSES** \$ 1,758,203

**V. OTHER EXPENSES**

**Maintenance and Transportation** \$ 50,000

This budget item funds the costs associated with provided maintenance and transportation services to CCS clients who require assistance with mileage, transport costs, housing, etc. The increase is due to an unexpected air ambulance incurred in previous fiscal totaling \$20,000.

**TOTAL OTHER EXPENSES** \$ 50,000

**BUDGET GRAND TOTAL** \$ 16,307,696