

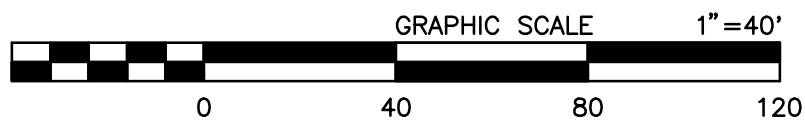
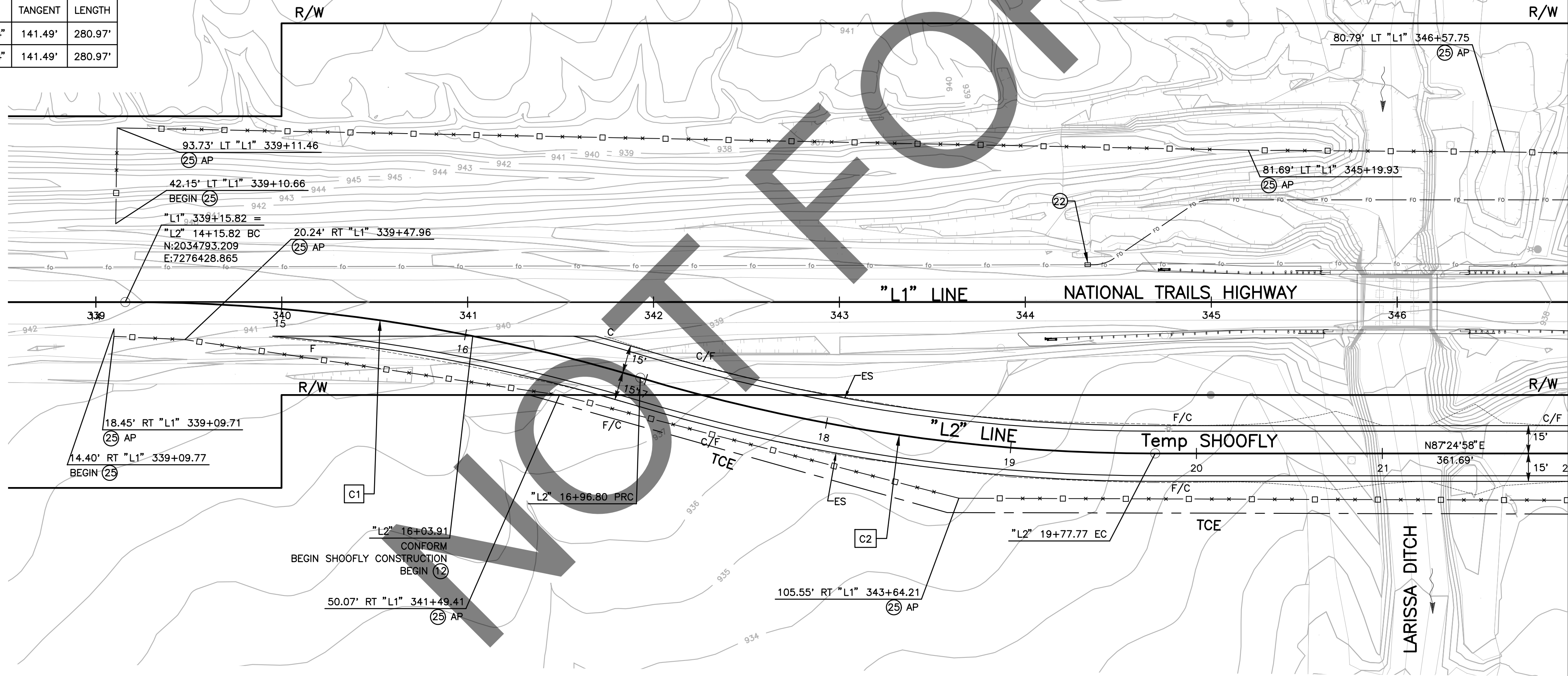
FILE NO. 586600-120, 586600-110, AND 586600-100

CURVE TABLE				
CURVE #	RADIUS	DELTA	TANGENT	LENGTH
C1	962.00'	16°44'04"	141.49'	280.97'
C2	962.00'	16°44'04"	141.49'	280.97'

PROFILE
SCALE: HORIZ 1"=40'
VERT 1"=4'

- CONSTRUCTION NOTE
- 12 PLACE 1.25' CLASS 2 AGGREGATE BASE.
 - 22 PROPOSED PULLBOX PROTECT IN PLACE.
 - 25 PLACE DESERT TORTOISE FENCE.

NOTE:
1. Temp REINFORCED CONCRETE PIPES TO BE REMOVED WITH SHOOFLY AND ARE PROPERTY OF THE CONTRACTOR.



PREPARED BY:
DOKKEN ENGINEERING
110 BLUE RAINE ROAD SUITE 200, FOLSOM, CA 916-858-0642
MATTHEW ATKINSON, PROJECT ENGINEER
12/16/24 DATE

MARK	CHANGES	RESIDENT ENGINEER	DATE
	NO CHANGES		
FIELD CHANGES			



SAN BERNARDINO COUNTY DEPARTMENT OF PUBLIC WORKS			
DESIGNED BY: DH	DRAWN BY: DH	CHECKED BY: MA	RECOMMENDED BY: Chris Nguyen, P.E. TRANSPORTATION DESIGN ENGINEERING MANAGER 1/14/2025 DATE
APPROVED BY: LEI (ROCKY) LI, P.E. SUPERVISING ENGINEER 1/15/2025 DATE	APPROVED BY: Mervat R. Mikhail, P.E. DEPUTY DIRECTOR 1/16/2025 DATE		

BRIDGE REPLACEMENT ON NATIONAL TRAILS HIGHWAY AT 10 BRIDGES PLAN AND PROFILE (SHOOFLY) LARISSA DITCH			
J.L. REF. J.L. 11804	W.O. NO. H14916	PLAN SCALE 1"=40'	TOT. SHT'S. 240
		SHT. NO. 65	

CD-17

FILE NO. 586600-120,
586600-110, AND 586600-100

940
935
930
925
920
915

940
935
930
925
920
915

MATCH LINE STA 22+00.00
SEE SHEET CD-17

22+00

23+00

24+00

25+00

26+00

PROFILE
SCALE: HORIZ 1"=40'
VERT 1"=4'

27+00

28+00

29+00

30+00

CONSTRUCTION NOTE


- 12 PLACE 1.25' CLASS 2 AGGREGATE BASE.
22 PROPOSED PULLBOX PROTECT IN PLACE.
25 PLACE DESERT TORTOISE FENCE.

NOTE:

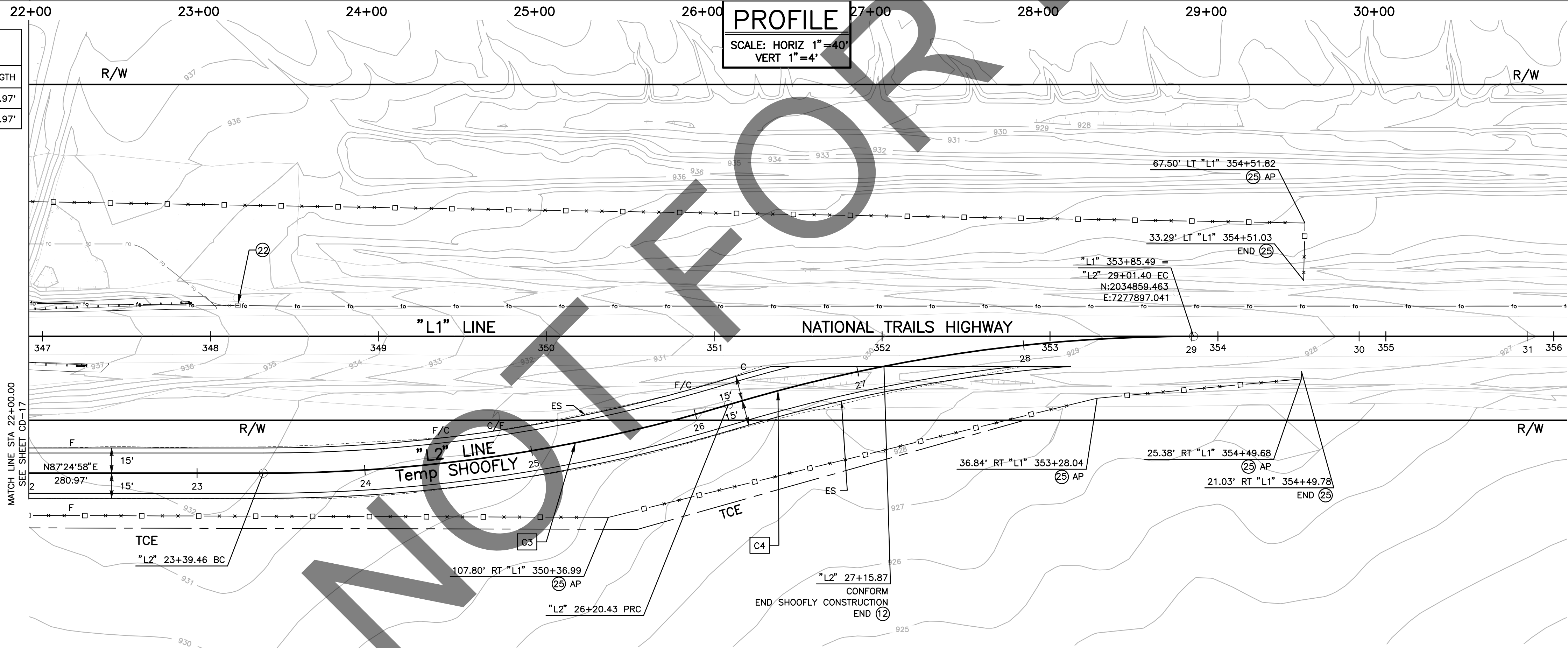
1. Temp REINFORCED CONCRETE PIPES TO BE REMOVED WITH SHOOFLY AND ARE PROPERTY OF THE CONTRACTOR.

CURVE TABLE

CURVE #	RADIUS	DELTA	TANGENT	LENGTH
C3	962.00'	16°44'04"	141.49'	280.97'
C4	962.00'	16°44'04"	141.49'	280.97'



MATCH LINE STA 22+00.00
SEE SHEET CD-17



CD-18


PREPARED BY:

DOKKEN
ENGINEERING
110 BLUE RAINE ROAD SUITE 200, FOLSOM, CA 95688-0642

MATTHEW ATKINSON, PROJECT ENGINEER
12/16/24
DATE

MARK CHANGES NO CHANGES RESIDENT ENGINEER DATE

FIELD CHANGES

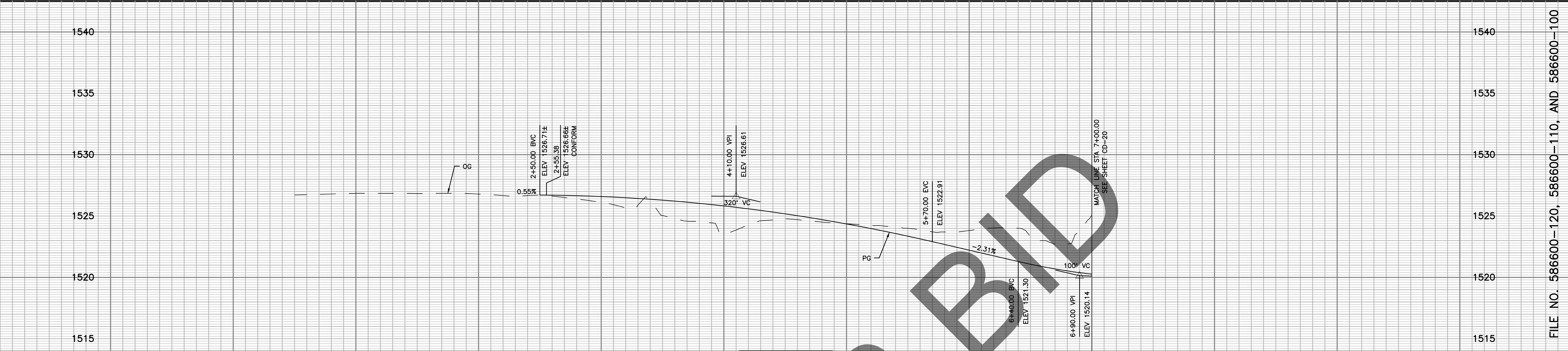


SAN BERNARDINO COUNTY
DEPARTMENT OF PUBLIC WORKS

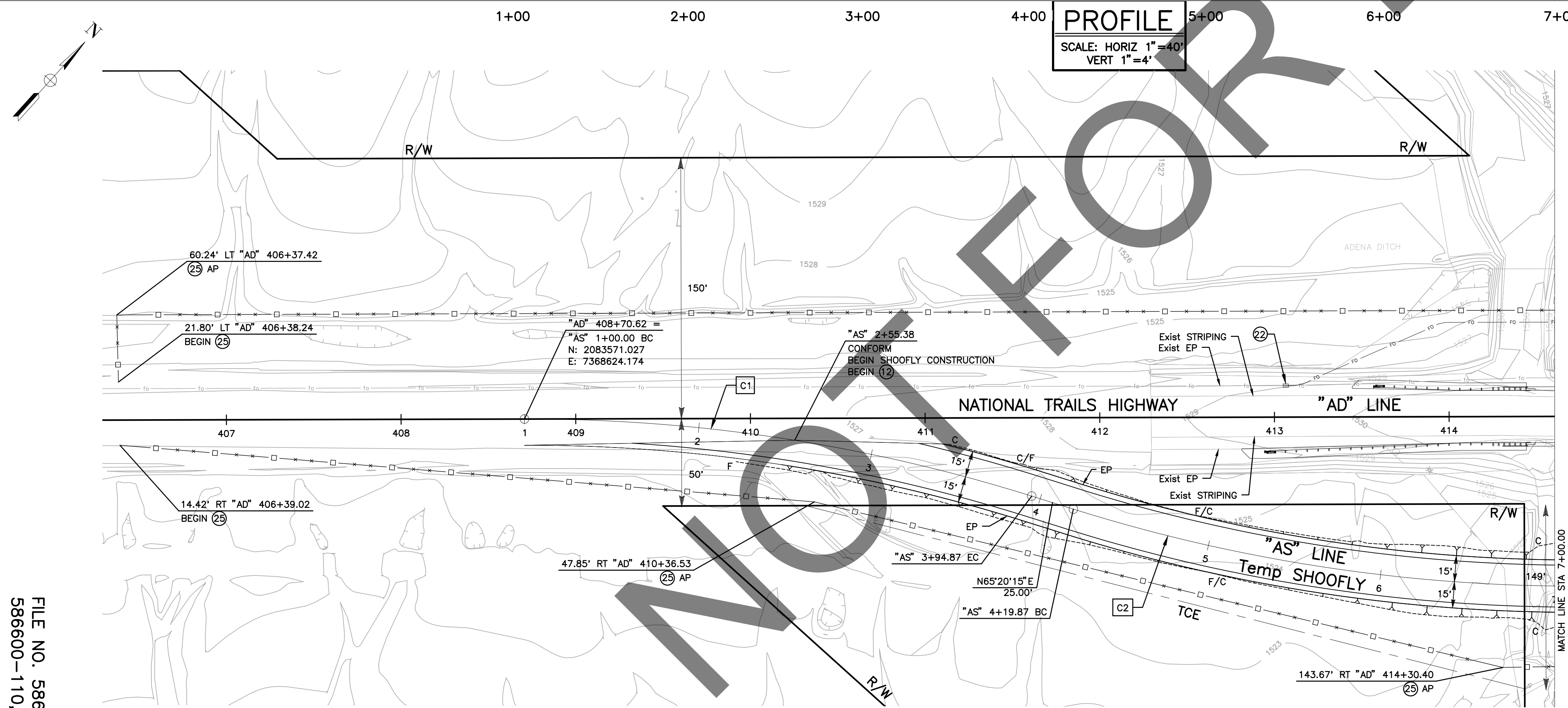
DESIGNED BY: DH DRAWN BY: DH CHECKED BY: MA RECOMMENDED BY: 1/14/2025
CHRIS NGUYEN, P.E.
TRANSPORTATION DESIGN ENGINEERING MANAGER
APPROVED BY: 1/15/2025
LEI (ROCKY) LI, P.E.
SUPERVISING ENGINEER
1/16/2025
MERVAT K. MIKHAIL, P.E.
DEPUTY DIRECTOR

BRIDGE REPLACEMENT ON
NATIONAL TRAILS HIGHWAY
AT 10 BRIDGES
PLAN AND PROFILE (SHOOFLY)
LARISSA DITCH

J.L. REF. W.O. NO. PLAN SCALE SHT. NO. TOT. SHT'S.
J.L. 11804 H14916 1"=40' 66 240



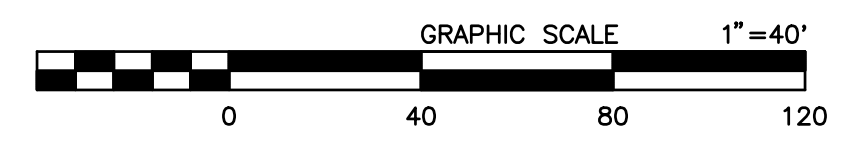
FILE NO. 586600-120, 586600-110, AND 586600-100



CURVE TABLE				
CURVE #	RADIUS	DELTA	TANGENT	LENGTH
C1	962.00'	17°33'44"	148.60'	294.87'
C2	962.00'	17°33'44"	148.60'	294.87'

- CONSTRUCTION NOTES
- 12 PLACE 1.25 CLASS 2 AGGREGATE BASE.
 - 22 PROPOSED PULLBOX PROTECT IN PLACE.
 - 25 PLACE DESERT TORTOISE FENCE.
- NOTE:
- 1. Temp REINFORCED CONCRETE PIPES TO BE REMOVED WITH SHOOFLY AND ARE PROPERTY OF THE CONTRACTOR.

FILE NO. 586600-120,
586600-110, AND 586600-100



PREPARED BY:

DOKKEN ENGINEERING

110 BLUE RAINE ROAD SUITE 200, FOLSOM CA, 916-858-0642

MATTHEW ATKINSON, PROJECT ENGINEER

12/16/24 DATE

MARK	CHANGES	RESIDENT ENGINEER	DATE
	NO CHANGES		

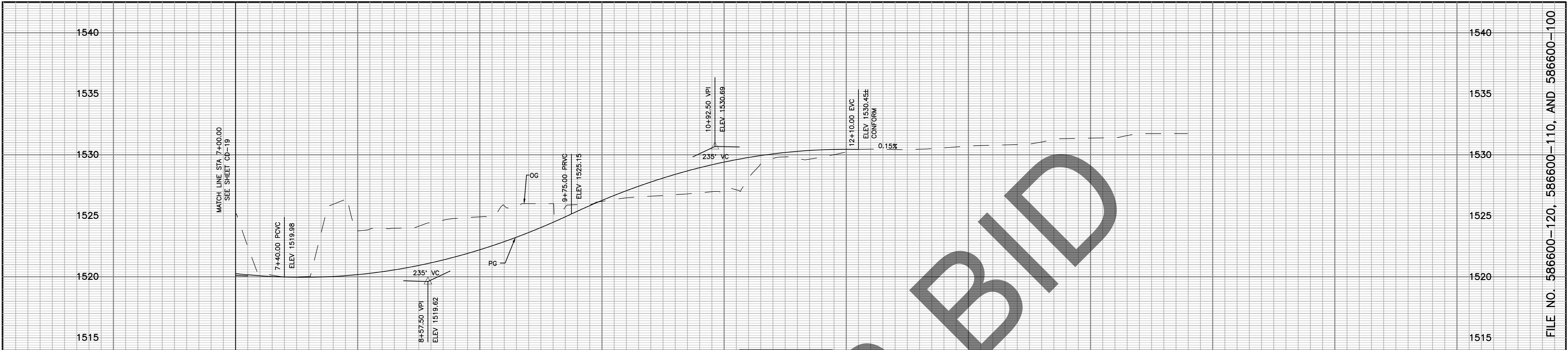
FIELD CHANGES

SAN BERNARDINO COUNTY
DEPARTMENT OF PUBLIC WORKS

DESIGNED BY: DH	DRAWN BY: DH	CHECKED BY: MA	RECOMMENDED BY: Chris Nguyen, P.E., TRANSPORTATION DESIGN ENGINEERING MANAGER, 1/14/2025 DATE
APPROVED BY: Mervat R. Mikhail, P.E., DEPUTY DIRECTOR, 1/16/2025 DATE			1/16/2025 DATE

BRIDGE REPLACEMENT ON
NATIONAL TRAILS HIGHWAY
AT 10 BRIDGES
PLAN AND PROFILE (SHOOFLY)
ADENA DITCH

J.L. REF. J.L. 11797	W.O. NO. H14853	PLAN SCALE 1"=40'	SHT. NO. 67	TOT. SHT'S. 240
----------------------	-----------------	-------------------	-------------	-----------------



FILE NO. 586600-120, 586600-110, AND 586600-100

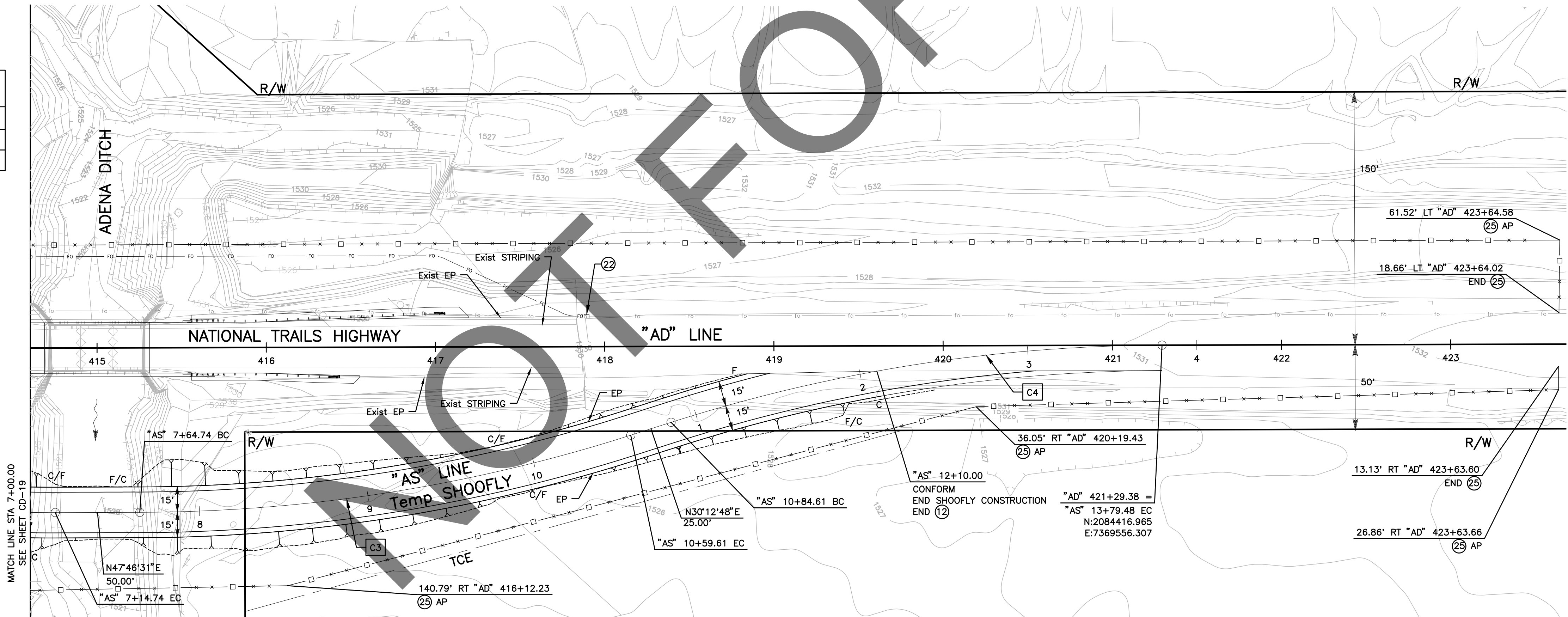
PROFILE
SCALE: HORIZ 1"=40'
VERT 1"=4'

CONSTRUCTION NOTES

- 12 PLACE 1.25' CLASS AGGREGATE BASE.
- 22 PROPOSED PULLBOX PROTECT IN PLACE.
- 25 PLACE DESERT TORTOISE FENCE.

NOTE:
1. Temp REINFORCED CONCRETE PIPES TO BE REMOVED WITH SHOOFLY AND ARE PROPERTY OF THE CONTRACTOR.

CURVE TABLE				
CURVE #	RADIUS	DELTA	TANGENT	LENGTH
C3	962.00'	17°33'44"	148.60'	294.87'
C4	962.00'	17°33'44"	148.60'	294.87'



CD-20

PREPARED BY:



110 BLUE RAINE ROAD SUITE 200, FOLSOM CA, 916-858-0642

MATTHEW ATKINSON, PROJECT ENGINEER

12/16/24
DATE

MARK	CHANGES	RESIDENT ENGINEER	DATE
	NO CHANGES		

FIELD CHANGES



SAN BERNARDINO COUNTY
DEPARTMENT OF PUBLIC WORKS

DESIGNED BY:	DRAWN BY:	CHECKED BY:	RECOMMENDED BY:
DH	DH	MA	Chris Nguyen, P.E. TRANSPORTATION DESIGN ENGINEERING MANAGER 1/14/2025 DATE
LEI (ROCKY) LI, P.E. SUPERVISING ENGINEER 1/15/2025 DATE			APPROVED BY: Mervat R. Mikhail, P.E. DEPUTY DIRECTOR 1/16/2025 DATE

BRIDGE REPLACEMENT ON
NATIONAL TRAILS HIGHWAY
AT 10 BRIDGES
PLAN AND PROFILE (SHOOFLY)
ADENA DITCH

J.L. REF.	W.O. NO.	PLAN SCALE	SHT. NO.	TOT. SHT'S.
J.L. 11797	H14853	1"=40'	68	240

FILE NO. 586600-120,
586600-110, AND 586600-100

SAN BERNARDINO COUNTY TEMPORARY TRAFFIC GENERAL NOTES:

1. ALL SIGNING, STRIPING, AND PAVEMENT MARKINGS SHALL BE IN CONFORMANCE WITH THE CALIFORNIA MUTCD LATEST EDITION.
2. ALL STRIPING AND PAVEMENT MARKINGS SHALL BE PAINTED IN CONFORMANCE WITH THE CALTRANS 2024 STANDARD PLANS.
3. ALL STRIPING (LONG LINE) AND PAVEMENT MARKINGS SHALL BE RETROREFLECTIVE PAINT.
4. ALL CONSTRUCTION SIGNS SHALL BE OF DIAMOND GRADE (FHWA TYPE IX) FLUORESCENT ORANGE RETROREFLECTIVE SHEETING.
5. ALL REGULATORY, GUIDE, AND WARNING SIGNS SHALL BE OF HIGH INTENSITY (FHWA TYPE III/IV) RETROREFLECTIVE SHEETING EXCEPT:
 - A. STOP SIGNS SHALL BE DIAMOND GRADE (FHWA TYPE VII IN RURAL SETTINGS AND TYPE IX IN URBAN SETTINGS) RETROREFLECTIVE SHEETING.
 - B. "NO PARKING" SIGNS SHALL BE OF SUPER ENGINEERING GRADE (FHWA TYPE II) RETROREFLECTIVE SHEETING.
 - C. SCHOOL SIGNS SHALL BE OF DIAMOND GRADE (FHWA TYPE IX) FLUORESCENT YELLOW-GREEN (FYG) RETROREFLECTIVE SHEETING.
 - D. STREET NAME MARKERS SHALL BE OF DIAMOND GRADE (FHWA TYPE IX) RETROREFLECTIVE SHEETING AND CONFORM TO COUNTY STANDARD 303.
6. ALL DELINEATORS, CHANNELIZERS, AND OBJECT MARKERS SHALL BE OF FHWA TYPE VII RETROREFLECTIVE SHEETING.
7. SIGNS SHOULD BE MOUNTED ON METAL POSTS SIMILAR TO COUNTY STANDARD 303(a) AND 303(b). SIGNS MOUNTED ON PORTABLE BARRICADES SHALL BE AUTHORIZED AS DIRECTED BY COUNTY REPRESENTATIVE.
8. ALL CONFLICTING STRIPING AND PAVEMENT MARKINGS SHALL BE REMOVED BY THE CONTRACTOR. REMOVAL OF EXISTING TRAFFIC STRIPES AND PAVEMENT MARKINGS SHALL BE BY MECHANICAL MEANS IN CONFORMANCE WITH SCAQMD RULE 1140. PAINTING OVER OR "BLACKING OUT" SHALL NOT BE ACCEPTED. THE CONTRACTOR SHALL OBTAIN APPROVAL FROM THE ENGINEER ON THE FINAL METHOD OF REMOVAL PRIOR TO PERFORMING THE WORK.
9. ALL CONFLICTING SIGNS SHALL BE REMOVED, RELOCATED, OR COVERED BY THE CONTRACTOR. RELOCATABLE SIGNS SHALL BE INSTALLED AS SPECIFIED ON THE PLANS OR AS DIRECTED BY COUNTY REPRESENTATIVE.
10. ALL UNPROTECTED LOCATIONS RESULTING IN ISOLATED ABRUPT DEPRESSIONS OR ELEVATED OBJECTS (I.E. CATCH BASINS, HEADWALLS, POWER POLES, END TREATMENT OF ASPHALT DIKES AND CONCRETE CURBS) SHALL BE PROTECTED BY DELINEATORS OR BARRIERS PER THE CALIFORNIA MUTCD LATEST EDITION.
11. ALL EXISTING SIGNING, STRIPING AND PAVEMENT MARKINGS (I.E. CROSS STREET STOP, STOP LIMIT LINE, AND CROSSWALK PAVEMENT MARKINGS) NOT SHOWN ON PLANS, IF REMOVED/OBLITERATED, SHALL BE REPLACED/RESTORED OF SAME KIND, AND IN CONFORMANCE WITH THE CALIFORNIA MUTCD LATEST EDITION.
12. ALL ROAD CLOSURE BARRICADES SHALL COMPLY WITH COUNTY STANDARDS 305C, 305D, 305E, AND 305F.

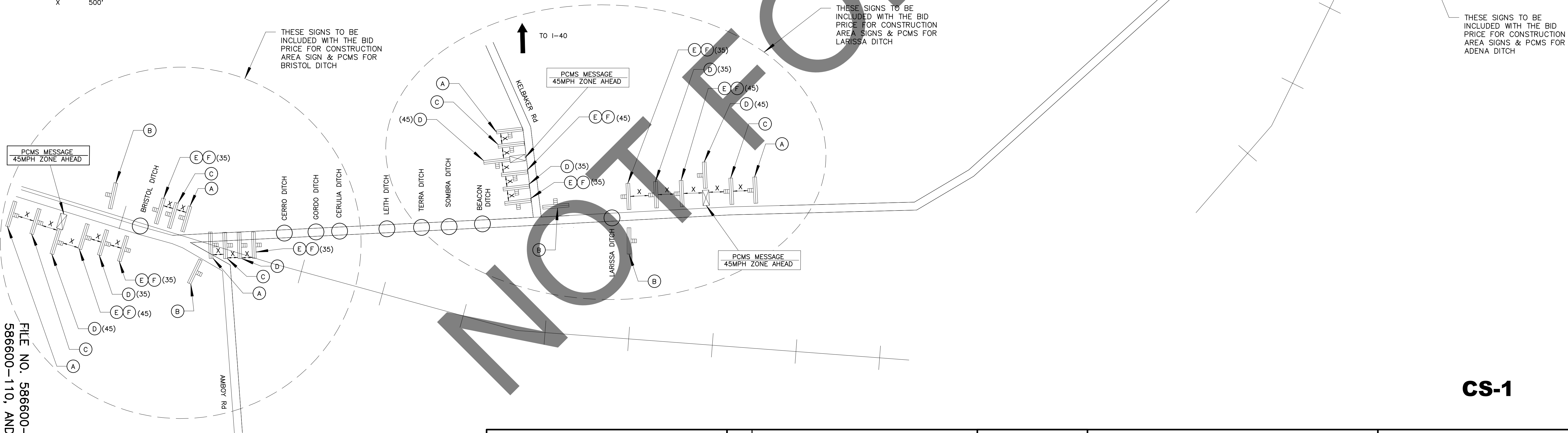
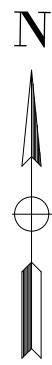
STATIONARY MOUNTED CONSTRUCTION SIGNS

SIGN NO.	SIGN CODE	SIGN MESSAGE	PANEL SIZE (INCHES)	2" SQUARE STEEL POST (SEE NOTE 7)	TOTAL NO. OF SIGNS	BRISTOL	LARISS	ADRENA
(A)	W20-1	ROAD WORK AHEAD	48" X 48"	1	7	3	2	2
(B)	G20-2	END ROAD WORK	48" X 24"	1	6	2	2	2
(C)	C40A (CA)	TRAFFIC FINES DOUBLED IN CONSTRUCTION ZONE	48" X 48"	1	7	3	2	2
(D)	W3-5 (XX)	REDUCED SPEED LIMIT AHEAD (XX)	48" X 48"	1	10	3	3	4
(E)	G20-5aP	WORK ZONE	36" X 24"	1	12	4	4	4
(F)	R2-1 (XX)	SPEED LIMIT (XX)	36" X 48"	1	12	4	4	4
-	PCMS	XX MPH ZONE AHEAD	-	-	5*	1	2	2

* PCMS ITEM QUANTITY INCLUDED W/ INDIVIDUAL BRIDGE

LEGEND:

- BRIDGE LOCATION
- BNSF RAILROAD
- SIGN
- PCMS
- 500'



PREPARED BY:

DE DOKKEN
ENGINEERING
110 BLUE RAINE ROAD SUITE 200, FOLSOM CA, 916-858-0642

Matthew Atkinson
MATTHEW ATKINSON, PROJECT ENGINEER

12/18/24
DATE

MARK CHANGES NO CHANGES RESIDENT ENGINEER DATE

FIELD CHANGES



SAN BERNARDINO COUNTY
DEPARTMENT OF PUBLIC WORKS

DESIGNED BY: DH	DRAWN BY: DH	CHECKED BY: MA	RECOMMENDED BY: ANTHONY PHAM, P.E. TRAFFIC DIVISION ENGINEERING MANAGER 1/15/25 DATE
APPROVED BY: GRANT MANN, P.E. DEPUTY DIRECTOR 1/21/25 DATE			01/21/25 DATE

BRIDGE REPLACEMENT ON
NATIONAL TRAILS HIGHWAY
AT 10 BRIDGES
CONSTRUCTION AREA SIGNS

J.L. REF.	W.O. NO.	PLAN SCALE	SHT. NO.	TOT. SHT'S.
ALL	ALL	NTS	69	240

FILE NO. 586600-120,
586600-110, AND 586600-100

FILE NO. 586600-120, 586600-110, AND 586600-100

CS-1

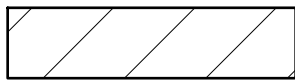
STAGE 1

- ① CONSTRUCT PAVEMENT CONFORMS
② CONSTRUCT DETOUR SHOOFLY

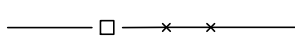
NOTE:

1. ADDITIONAL CONSTRUCTION AREA SIGNS, SEE SHEET CS-1.
2. SIGNS SHOULD BE MOUNTED ON METAL POSTS SIMILAR TO COUNTY STANDARD 303(a) AND 303 (b). SIGNS MOUNTED ON PORTABLE BARRICADES SHALL BE AUTHORIZED AS DIRECTED BY COUNTY REPRESENTATIVE.

LEGEND:



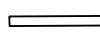
CONSTRUCTION ZONE



DESERT TORTOISE FENCE



CONSTRUCTION AREA SIGN

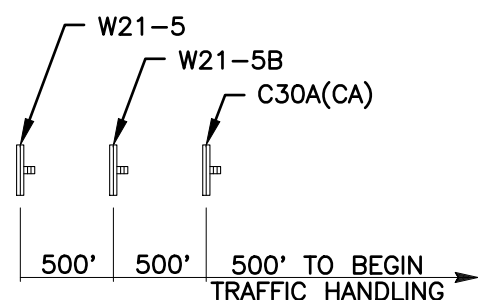
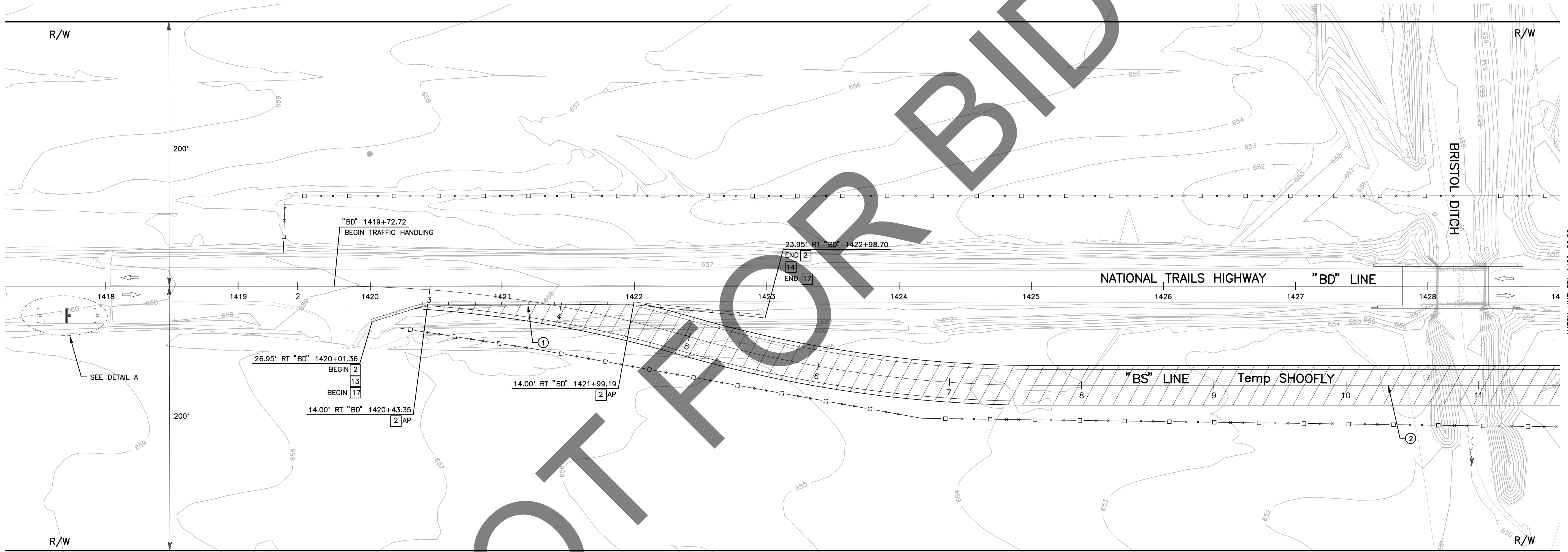


RAILING (TYPE K)



TRAFFIC CONSTRUCTION NOTES

- 2 PLACE TEMPORARY RAILING (TYPE K) PER CALTRANS STD PLAN T3A.
13 PLACE OBJECT MARKER TYPE P (OM-3R) WITH REFLECTIVE MATERIAL ON IMPACT HEAD.
14 PLACE OBJECT MARKER TYPE P (OM-3L) WITH REFLECTIVE MATERIAL ON IMPACT HEAD.
17 INSTALL REFLECTORS ALONG TEMPORARY RAILING (TYPE K) PER CALTRANS SPEC 12-3.20C(1).



CONSTRUCTION AREA SIGN SUMMARY					
SHEET No.	CONSTRUCTION STAGE	TEMPORARY SIGN CODE	TEMPORARY SIGN MESSAGE	PANEL SIZE (IN)	2" SQUARE STEEL POST (SEE NOTE 2)
SC-1	1	W21-5	SHOULDER WORK	48" x 48"	1
SC-1	1	W21-5B	SHOULDER CLOSED (1000 FEET)	48" x 48"	1
SC-1	1	C30A (CA)	SHOULDER CLOSED	30" x 30"	1

* FOR ADDITIONAL CONSTRUCTION AREA SIGNS & PCMS, SEE SHEET CS-1

SC-1

PREPARED BY:

DOKKEN
ENGINEERING
110 BLUE RAINE ROAD SUITE 200, FOLSOM CA, 916-858-0642

MATTHEW ATKINSON, PROJECT ENGINEER

12/18/24
DATE

MARK CHANGES NO CHANGES RESIDENT ENGINEER DATE

FIELD CHANGES



SAN BERNARDINO COUNTY
DEPARTMENT OF PUBLIC WORKS

DESIGNED BY: DH DRAWN BY: DH CHECKED BY: MA RECOMMENDED BY: ANTHONY PHAM, P.E. TRAFFIC DIVISION ENGINEERING MANAGER 1/15/25
APPROVED BY: GRANT MANN, P.E. DEPUTY DIRECTOR 01/24/25
LEI (ROCKY) LI, P.E. SUPERVISING ENGINEER 1/15/2025

BRIDGE REPLACEMENT ON
NATIONAL TRAILS HIGHWAY
AT 10 BRIDGES
STAGE CONSTRUCTION AND
TRAFFIC HANDLING PLAN
BRISTOL DITCH - STAGE 1

J.L. REF. W.O. NO. PLAN SCALE SHT. NO. TOT. SHT'S.
J.L. 11798 H14910 1"=40' 70 240

FILE NO. 586600-120,
586600-110, AND 586600-100

FILE NO. 586600-120, 586600-110, AND 586600-100

MATCH LINE STA 1429+00.00
SEE SHEET SC-2

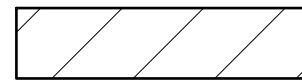
STAGE 1

- ① CONSTRUCT PAVEMENT CONFORMS
② CONSTRUCT DETOUR SHOOFLY

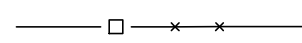
NOTE:

1. ADDITIONAL CONSTRUCTION AREA SIGNS, SEE SHEET CS-1.
2. SIGNS SHOULD BE MOUNTED ON METAL POSTS SIMILAR TO COUNTY STANDARD 303(a) AND 303 (b). SIGNS MOUNTED ON PORTABLE BARRICADES SHALL BE AUTHORIZED AS DIRECTED BY COUNTY REPRESENTATIVE.

LEGEND:



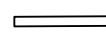
CONSTRUCTION ZONE



DESERT TORTOISE FENCE



CONSTRUCTION AREA SIGN

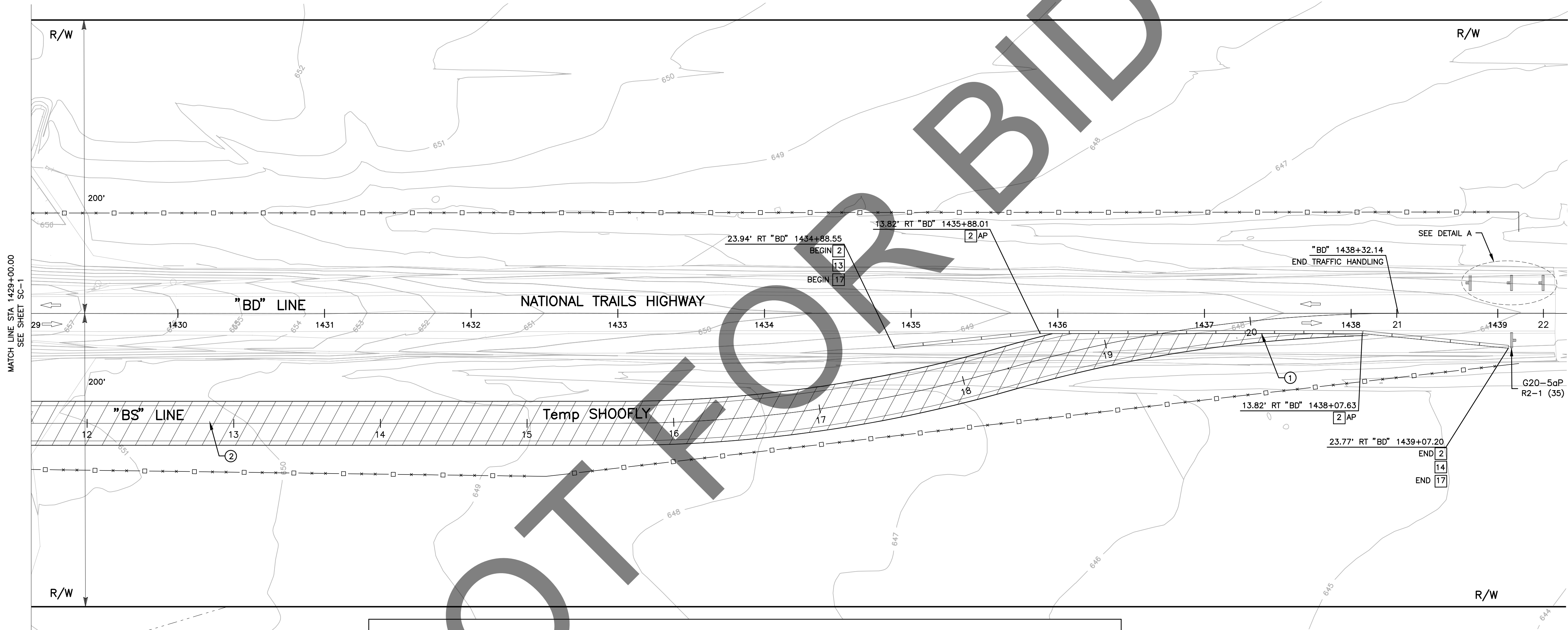


RAILING (TYPE K)



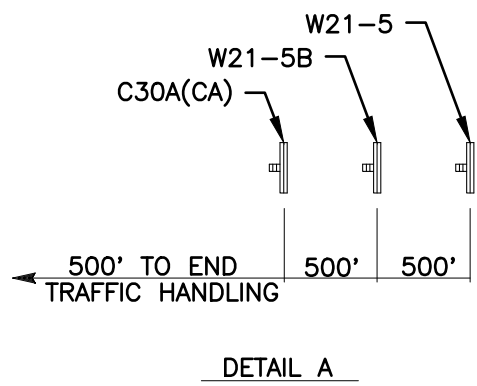
TRAFFIC CONSTRUCTION NOTES

- 2 PLACE TEMPORARY RAILING (TYPE K) PER CALTRANS STD PLAN T3A.
13 PLACE OBJECT MARKER TYPE P (OM-3R) WITH REFLECTIVE MATERIAL ON IMPACT HEAD.
14 PLACE OBJECT MARKER TYPE P (OM-3L) WITH REFLECTIVE MATERIAL ON IMPACT HEAD.
17 INSTALL REFLECTORS ALONG TEMPORARY RAILING (TYPE K) PER CALTRANS SPEC 12-3.20C(1).



CONSTRUCTION AREA SIGN SUMMARY					
SHEET No.	CONSTRUCTION STAGE	TEMPORARY SIGN CODE	TEMPORARY SIGN MESSAGE	PANEL SIZE (IN)	2" SQUARE STEEL POST (SEE NOTE 2)
SC-2	1	W21-5	SHOULDER WORK	48" x 48"	1
SC-2	1	W21-5B	SHOULDER CLOSED (1000 FEET)	48" x 48"	1
SC-2	1	C30A (CA)	SHOULDER CLOSED	30" x 30"	1
SC-2	1	G20-5aP	WORK ZONE	36" x 24"	-
SC-2	1	R2-1 (35)	SPEED LIMIT (35)	36" x 48"	1

* FOR ADDITIONAL CONSTRUCTION AREA SIGNS & PCMS, SEE SHEET CS-1



Type text here

SC-2

PREPARED BY:



110 BLUE RAINE ROAD SUITE 200, FOLSOM CA, 916-858-0642

MATTHEW ATKINSON, PROJECT ENGINEER

12/18/24
DATE

MARK CHANGES NO CHANGES RESIDENT ENGINEER DATE

FIELD CHANGES



SAN BERNARDINO COUNTY
DEPARTMENT OF PUBLIC WORKS

DESIGNED BY: DH DRAWN BY: DH CHECKED BY: MA RECOMMENDED BY: ANTHONY PHAM, P.E. TRAFFIC DIVISION ENGINEERING MANAGER 1/15/25
APPROVED BY: GRANT MANN, P.E. DEPUTY DIRECTOR 01/21/25
LEI (ROCKY) LI, P.E. SUPERVISING ENGINEER 1/15/2025

BRIDGE REPLACEMENT ON
NATIONAL TRAILS HIGHWAY
AT 10 BRIDGES
STAGE CONSTRUCTION AND
TRAFFIC HANDLING PLAN
BRISTOL DITCH - STAGE 1

J.L. REF. W.O. NO. PLAN SCALE SHT. NO. TOT. SHT'S.
J.L. 11798 H14910 1"=40' 71 240

FILE NO. 586600-120,
586600-110, AND 586600-100

FILE NO. 586600-120, 586600-110, AND 586600-100

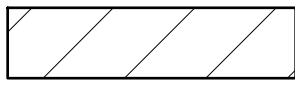
STAGE 1

- ① CONSTRUCT PAVEMENT CONFORMS
② CONSTRUCT DETOUR SHOOFLY

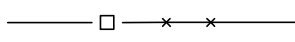
NOTE:

1. ADDITIONAL CONSTRUCTION AREA SIGNS, SEE SHEET SC-1.
2. SIGNS SHOULD BE MOUNTED ON METAL POSTS SIMILAR TO COUNTY STANDARD 303(a) AND 303 (b). SIGNS MOUNTED ON PORTABLE BARRICADES SHALL BE AUTHORIZED AS DIRECTED BY COUNTY REPRESENTATIVE.

LEGEND:




CONSTRUCTION ZONE



DESERT TORTOISE FENCE



CONSTRUCTION AREA SIGN

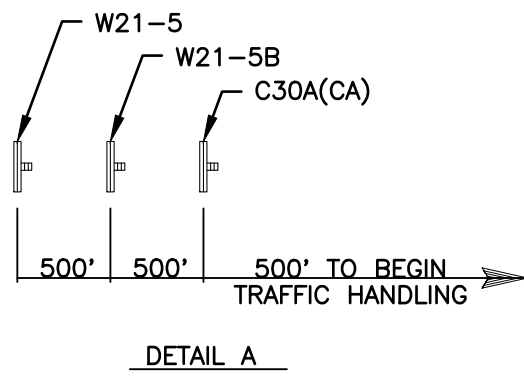
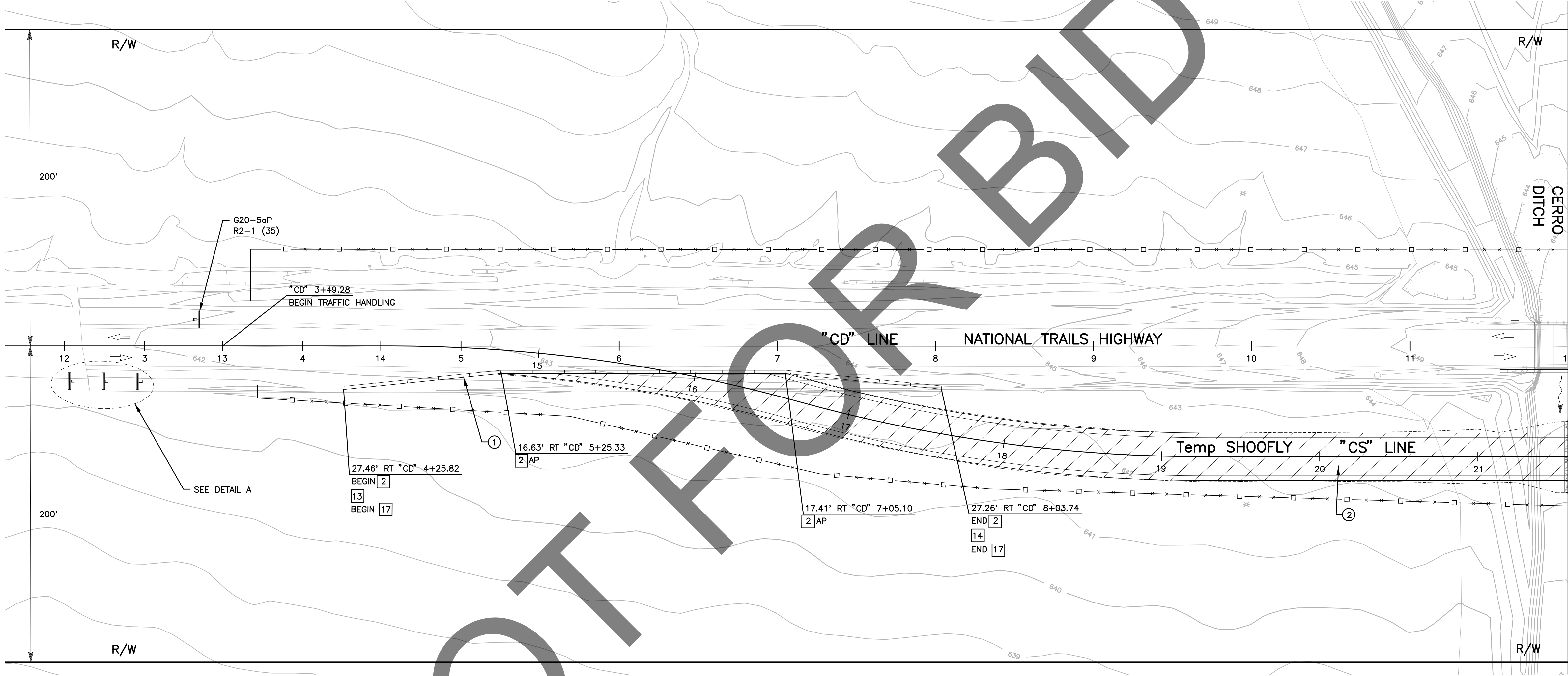


RAILING (TYPE K)



TRAFFIC CONSTRUCTION NOTES

- 2 PLACE TEMPORARY RAILING (TYPE K) PER CALTRANS STD PLAN T3A.
13 PLACE OBJECT MARKER TYPE P (OM-3R) WITH REFLECTIVE MATERIAL ON IMPACT HEAD.
14 PLACE OBJECT MARKER TYPE P (OM-3L) WITH REFLECTIVE MATERIAL ON IMPACT HEAD.
17 INSTALL REFLECTORS ALONG TEMPORARY RAILING (TYPE K) PER CALTRANS SPEC 12-3.20C(1).



CONSTRUCTION AREA SIGN SUMMARY					
SHEET No.	CONSTRUCTION STAGE	TEMPORARY SIGN CODE	TEMPORARY SIGN MESSAGE	PANEL SIZE (IN)	2" SQUARE STEEL POST (SEE NOTE 2)
SC-3	1	W21-5	SHOULDER WORK	48" x 48"	1
SC-3	1	W21-5B	SHOULDER CLOSED (1000 FEET)	48" x 48"	1
SC-3	1	C30A (CA)	SHOULDER CLOSED	30" x 30"	1
SC-3	1	G20-5aP	WORK ZONE	36" x 24"	-
SC-3	1	R2-1 (35)	SPEED LIMIT (35)	36" x 48"	1

PREPARED BY:

DOKKEN
ENGINEERING
110 BLUE RAVINE ROAD SUITE 200, FOLSOM CA, 916-858-0642

MATTHEW ATKINSON, PROJECT ENGINEER

12/18/24
DATE

MARK CHANGES NO CHANGES RESIDENT ENGINEER DATE

FIELD CHANGES



SAN BERNARDINO COUNTY
DEPARTMENT OF PUBLIC WORKS

DESIGNED BY: DH DRAWN BY: DH CHECKED BY: MA RECOMMENDED BY: ANTHONY PHAM, P.E. TRAFFIC DIVISION ENGINEERING MANAGER 1/15/25 DATE
APPROVED BY: GRANT MANN, P.E. DEPUTY DIRECTOR 01/21/25 DATE
LEI (ROCKY) LI, P.E. SUPERVISING ENGINEER 1/15/2025 DATE

BRIDGE REPLACEMENT ON
NATIONAL TRAILS HIGHWAY
AT 10 BRIDGES
STAGE CONSTRUCTION AND
TRAFFIC HANDLING PLAN
CERRO DITCH - STAGE 1

J.L. REF. W.O. NO. PLAN SCALE SHT. NO. TOT. SHT'S.
J.L. 11800 H14912 1"=40' 72 240

FILE NO. 586600-120,
586600-110, AND 586600-100

FILE NO. 586600-120, 586600-110, AND 586600-100

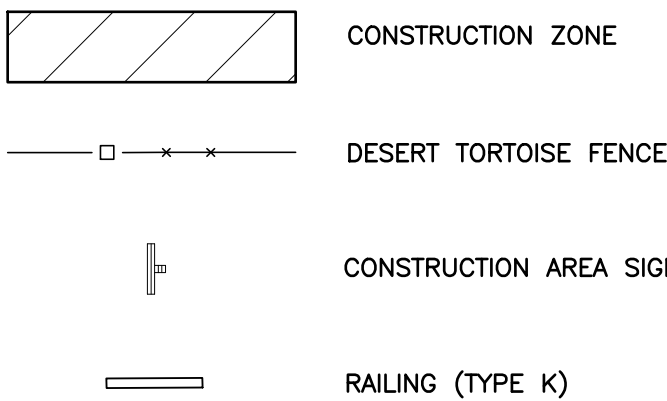
STAGE 1

- ① CONSTRUCT PAVEMENT CONFORMS
② CONSTRUCT DETOUR SHOOFLY

NOTE:

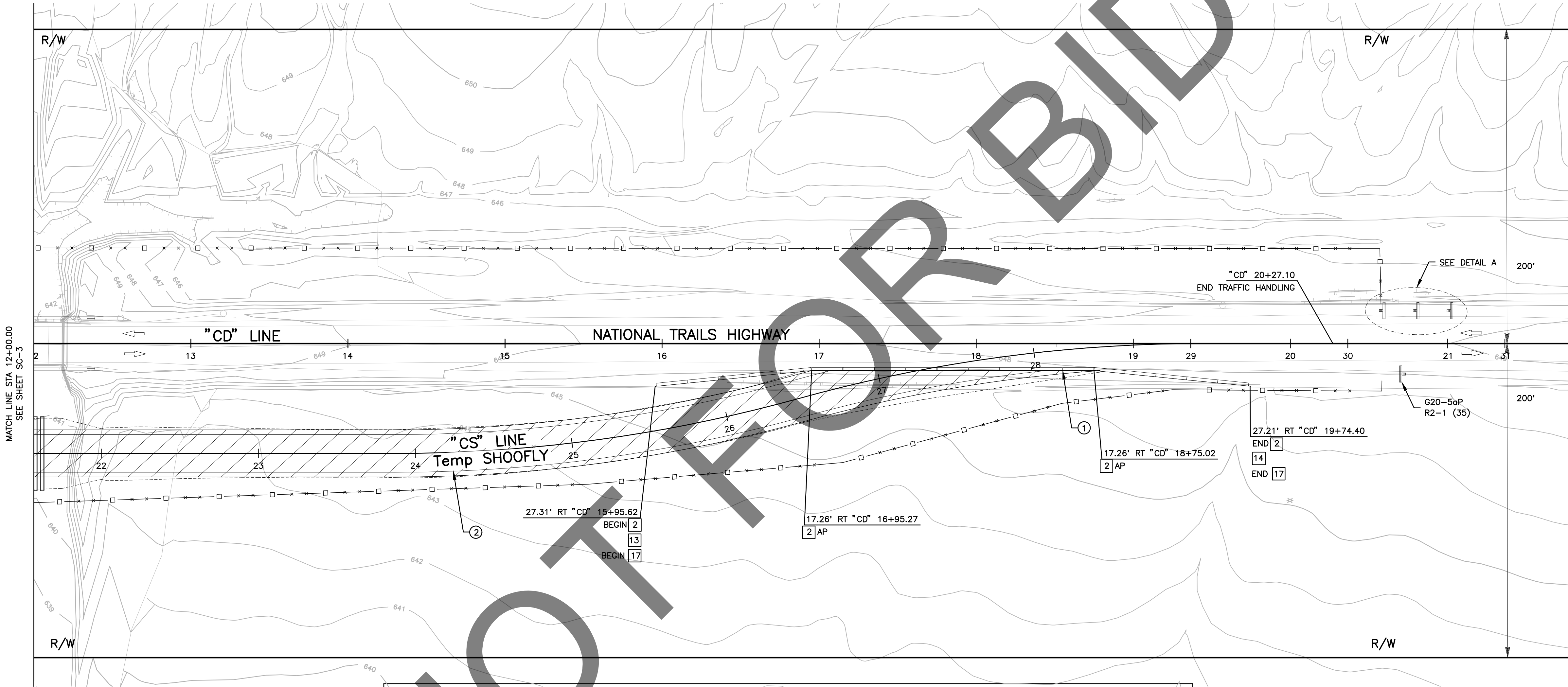
1. ADDITIONAL CONSTRUCTION AREA SIGNS, SEE SHEET SC-1.
2. SIGNS SHOULD BE MOUNTED ON METAL POSTS SIMILAR TO COUNTY STANDARD 303(a) AND 303 (b). SIGNS MOUNTED ON PORTABLE BARRICADES SHALL BE AUTHORIZED AS DIRECTED BY COUNTY REPRESENTATIVE.

LEGEND:



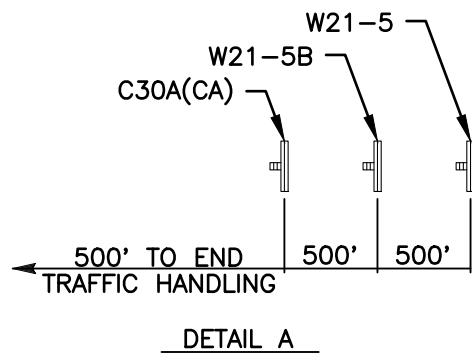
TRAFFIC CONSTRUCTION NOTES

- 2 PLACE TEMPORARY RAILING (TYPE K) PER CALTRANS STD PLAN T3A.
13 PLACE OBJECT MARKER TYPE P (OM-3R) WITH REFLECTIVE MATERIAL ON IMPACT HEAD.
14 PLACE OBJECT MARKER TYPE P (OM-3L) WITH REFLECTIVE MATERIAL ON IMPACT HEAD.
17 INSTALL REFLECTORS ALONG TEMPORARY RAILING (TYPE K) PER CALTRANS SPEC 12-3.20C(1).



CONSTRUCTION AREA SIGN SUMMARY

SHEET No.	CONSTRUCTION STAGE	TEMPORARY SIGN CODE	TEMPORARY SIGN MESSAGE	PANEL SIZE (IN)	2" SQUARE STEEL POST (SEE NOTE 2)
SC-4	1	W21-5	SHOULDER WORK	48" x 48"	1
SC-4	1	W21-5B	SHOULDER CLOSED (1000 FEET)	48" x 48"	1
SC-4	1	C30A (CA)	SHOULDER CLOSED	30" x 30"	1
SC-4	1	G20-5aP	WORK ZONE	36" x 24"	-
SC-4	1	R2-1 (35)	SPEED LIMIT (35)	36" x 48"	1




SC-4

PREPARED BY:



MARK	CHANGES	RESIDENT ENGINEER	DATE
	NO CHANGES		
FIELD CHANGES			



SAN BERNARDINO COUNTY
DEPARTMENT OF PUBLIC WORKS

DESIGNED BY:	DRAWN BY:	CHECKED BY:	RECOMMENDED BY:
DH	DH	MA	ANTHONY PHAM, P.E. TRAFFIC DIVISION ENGINEERING MANAGER
1/15/2025	1/15/2025	1/15/2025	1/15/25
LEI (ROCKY) LI, P.E. SUPERVISING ENGINEER		GRANT MANN, P.E. DEPUTY DIRECTOR	

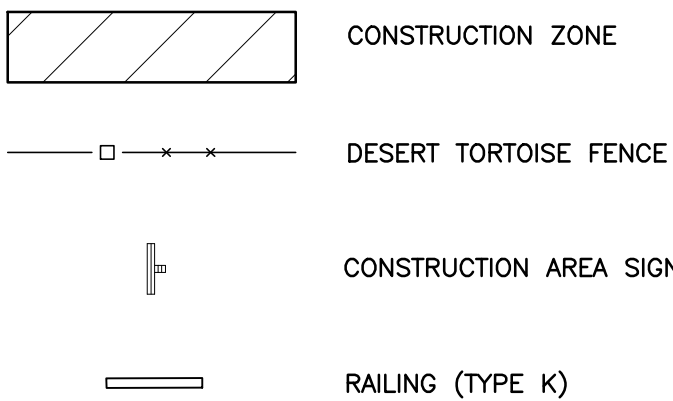
BRIDGE REPLACEMENT ON
NATIONAL TRAILS HIGHWAY
AT 10 BRIDGES
STAGE CONSTRUCTION AND
TRAFFIC HANDLING PLAN
CERRO DITCH - STAGE 1

J.L. REF.	W.O. NO.	PLAN SCALE	SHT. NO.	TOT. SHT'S.
J.L. 11800	H14912	1"=40'	73	240

STAGE 1

- ① CONSTRUCT PAVEMENT CONFORMS
② CONSTRUCT DETOUR SHOOFLY

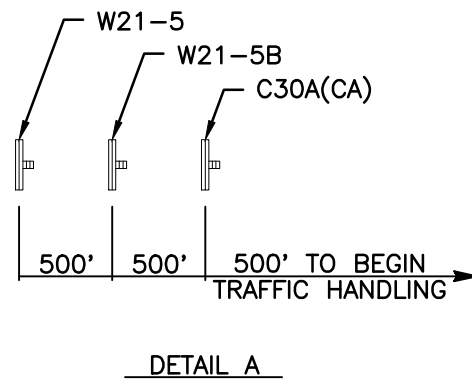
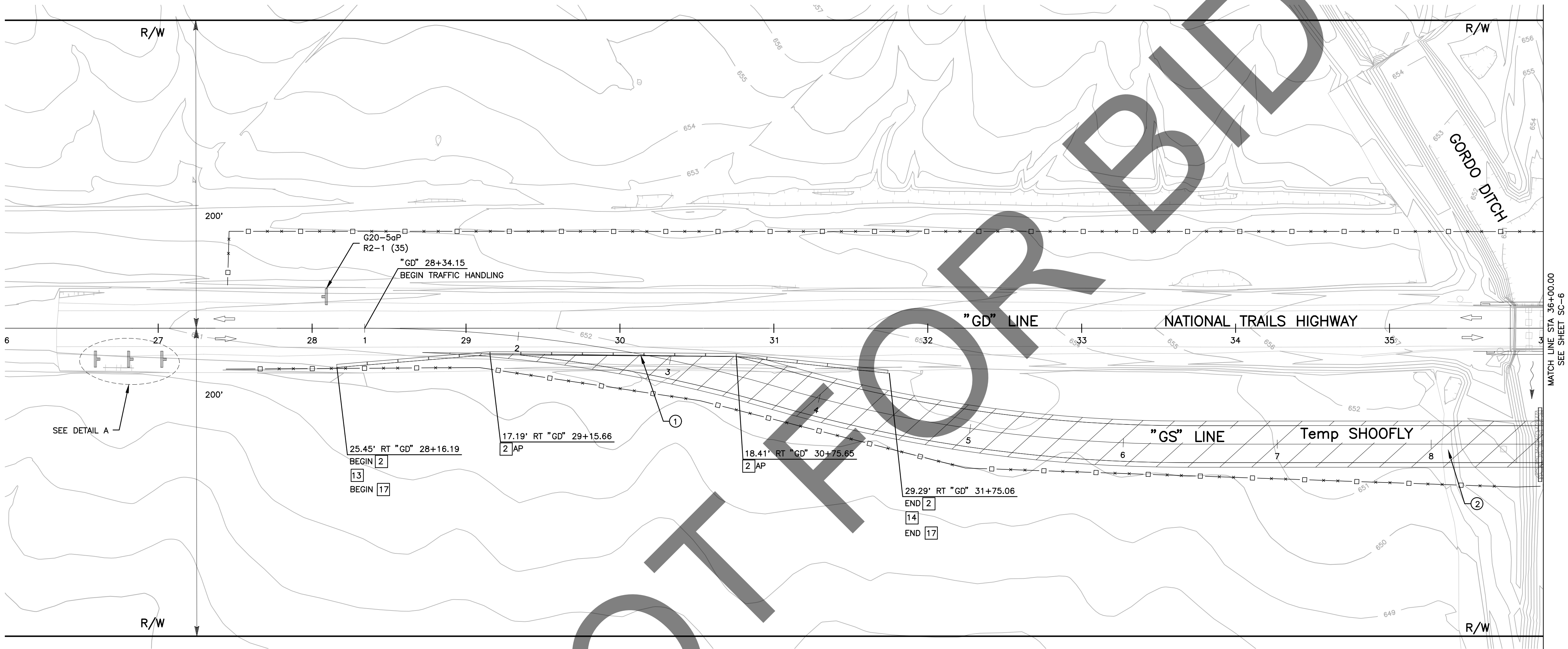
LEGEND:



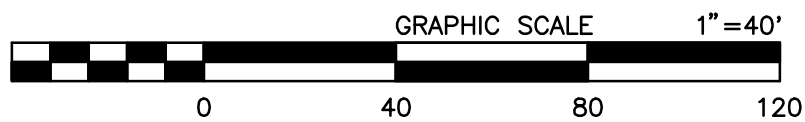
- TRAFFIC CONSTRUCTION NOTES
- 2 PLACE TEMPORARY RAILING (TYPE K) PER CALTRANS STD PLAN T3A.
13 PLACE OBJECT MARKER TYPE P (OM-3R) WITH REFLECTIVE MATERIAL ON IMPACT HEAD.
14 PLACE OBJECT MARKER TYPE P (OM-3L) WITH REFLECTIVE MATERIAL ON IMPACT HEAD.
17 INSTALL REFLECTORS ALONG TEMPORARY RAILING (TYPE K) PER CALTRANS SPEC 12-3.20C(1).

NOTE:


1. ADDITIONAL CONSTRUCTION AREA SIGNS, SEE SHEET SC-1.
2. SIGNS SHOULD BE MOUNTED ON METAL POSTS SIMILAR TO COUNTY STANDARD 303(a) AND 303 (b). SIGNS MOUNTED ON PORTABLE BARRICADES SHALL BE AUTHORIZED AS DIRECTED BY COUNTY REPRESENTATIVE.



CONSTRUCTION AREA SIGN SUMMARY					
SHEET No.	CONSTRUCTION STAGE	TEMPORARY SIGN CODE	TEMPORARY SIGN MESSAGE	PANEL SIZE (IN)	2" SQUARE STEEL POST (SEE NOTE 2)
SC-5	1	W21-5	SHOULDER WORK	48" x 48"	1
SC-5	1	W21-5B	SHOULDER CLOSED (1000 FEET)	48" x 48"	1
SC-5	1	C30A (CA)	SHOULDER CLOSED	30" x 30"	1
SC-5	1	G20-5aP	WORK ZONE	36" x 24"	-
SC-5	1	R2-1 (35)	SPEED LIMIT (35)	36" x 48"	1



PREPARED BY:



MARK		CHANGES	RESIDENT ENGINEER	DATE
NO CHANGES				
FIELD CHANGES				



SAN BERNARDINO COUNTY
DEPARTMENT OF PUBLIC WORKS

DESIGNED BY:	DRAWN BY:	CHECKED BY:	RECOMMENDED BY:
DH	DH	MA	ANTHONY PHAM, P.E. TRAFFIC DIVISION ENGINEERING MANAGER
LEI (ROCKY) LI, P.E. SUPERVISING ENGINEER	1/15/2025 DATE	1/15/2025 DATE	1/15/25 DATE

BRIDGE REPLACEMENT ON
NATIONAL TRAILS HIGHWAY
AT 10 BRIDGES
STAGE CONSTRUCTION AND
TRAFFIC HANDLING PLAN
GORDO DITCH - STAGE 1

J.L. REF.	W.O. NO.	PLAN SCALE	SHT. NO.	TOT. SHT'S.
J.L. 11805	H14917	1"=40'	74	240

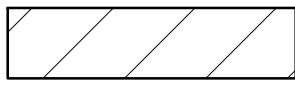
STAGE 1

- ① CONSTRUCT PAVEMENT CONFORMS
② CONSTRUCT DETOUR SHOOFLY

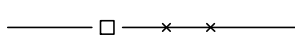
NOTE:

1. ADDITIONAL CONSTRUCTION AREA SIGNS, SEE SHEET SC-1.
2. SIGNS SHOULD BE MOUNTED ON METAL POSTS SIMILAR TO COUNTY STANDARD 303(a) AND 303 (b). SIGNS MOUNTED ON PORTABLE BARRICADES SHALL BE AUTHORIZED AS DIRECTED BY COUNTY REPRESENTATIVE.

LEGEND:



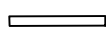
CONSTRUCTION ZONE



DESERT TORTOISE FENCE



CONSTRUCTION AREA SIGN

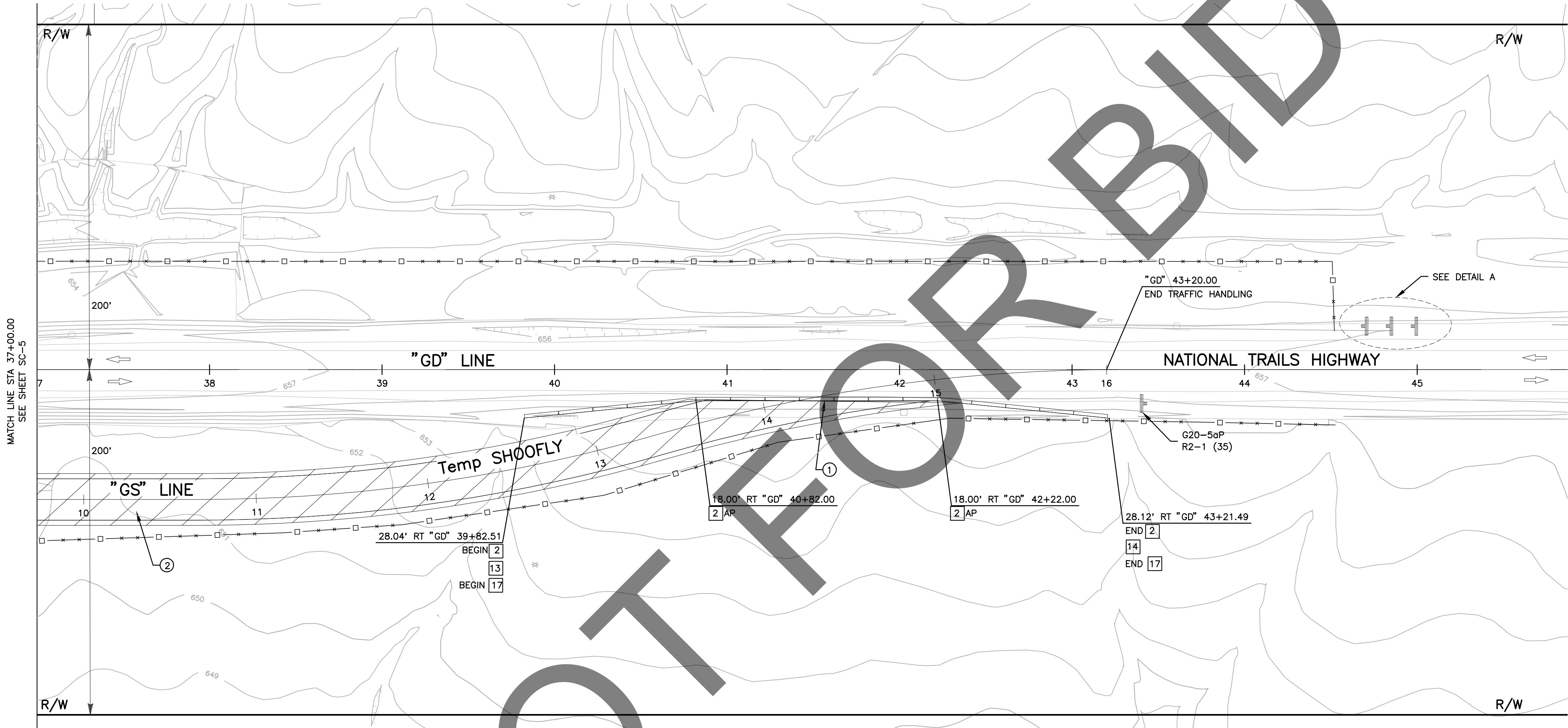


RAILING (TYPE K)



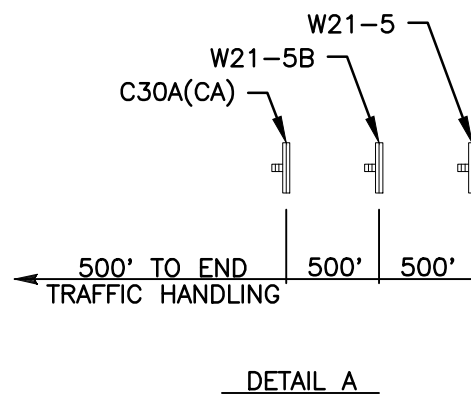
TRAFFIC CONSTRUCTION NOTES

- 2 PLACE TEMPORARY RAILING (TYPE K) PER CALTRANS STD PLAN T3A.
13 PLACE OBJECT MARKER TYPE P (OM-3R) WITH REFLECTIVE MATERIAL ON IMPACT HEAD.
14 PLACE OBJECT MARKER TYPE P (OM-3L) WITH REFLECTIVE MATERIAL ON IMPACT HEAD.
17 INSTALL REFLECTORS ALONG TEMPORARY RAILING (TYPE K) PER CALTRANS SPEC 12-3.20C(1).



CONSTRUCTION AREA SIGN SUMMARY

SHEET No.	CONSTRUCTION STAGE	TEMPORARY SIGN CODE	TEMPORARY SIGN MESSAGE	PANEL SIZE (IN)	2" SQUARE STEEL POST (SEE NOTE 2)
SC-6	1	W21-5	SHOULDER WORK	48" x 48"	1
SC-6	1	W21-5B	SHOULDER CLOSED (1000 FEET)	48" x 48"	1
SC-6	1	C30A (CA)	SHOULDER CLOSED	30" x 30"	1
SC-6	1	G20-5aP	WORK ZONE	36" x 24"	-
SC-6	1	R2-1 (35)	SPEED LIMIT (35)	36" x 48"	1



SC-6

PREPARED BY:



MATTHEW ATKINSON, PROJECT ENGINEER
12/18/24
DATE

MARK	CHANGES	RESIDENT ENGINEER	DATE
	NO CHANGES		
FIELD CHANGES			



SAN BERNARDINO COUNTY
DEPARTMENT OF PUBLIC WORKS

DESIGNED BY: DH	DRAWN BY: DH	CHECKED BY: MA	RECOMMENDED BY: ANTHONY PHAM, P.E. TRAFFIC DIVISION ENGINEERING MANAGER DATE 1/15/25
APPROVED BY: LEI (ROCKY) LI, P.E. SUPERVISING ENGINEER DATE 1/15/2025	DATE 01/21/25	DATE 01/21/25	DATE 01/21/25

BRIDGE REPLACEMENT ON
NATIONAL TRAILS HIGHWAY
AT 10 BRIDGES
STAGE CONSTRUCTION AND
TRAFFIC HANDLING
GORDO DITCH - STAGE 1

J.L. REF. J.L. 11805	W.O. NO. H14917	PLAN SCALE 1"=40'	SHT. NO. 75	TOT. SHT'S. 240
-------------------------	--------------------	----------------------	----------------	--------------------

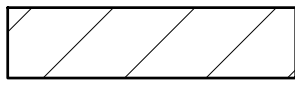
STAGE 1

- ① CONSTRUCT PAVEMENT CONFORMS
② CONSTRUCT DETOUR SHOOFLY

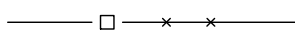
NOTE:

1. ADDITIONAL CONSTRUCTION AREA SIGNS, SEE SHEET CS-1.
2. SIGNS SHOULD BE MOUNTED ON METAL POSTS SIMILAR TO COUNTY STANDARD 303(a) AND 303 (b). SIGNS MOUNTED ON PORTABLE BARRICADES SHALL BE AUTHORIZED AS DIRECTED BY COUNTY REPRESENTATIVE.

LEGEND:




CONSTRUCTION ZONE



DESERT TORTOISE FENCE



CONSTRUCTION AREA SIGN



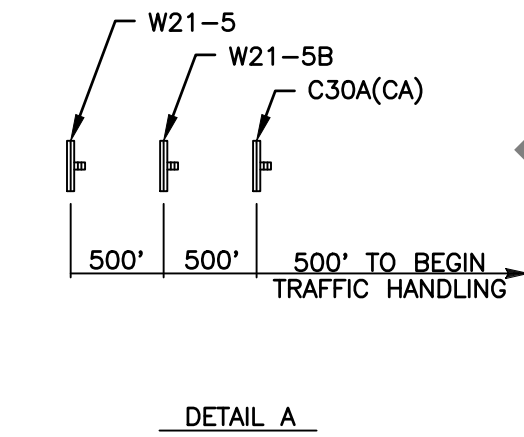
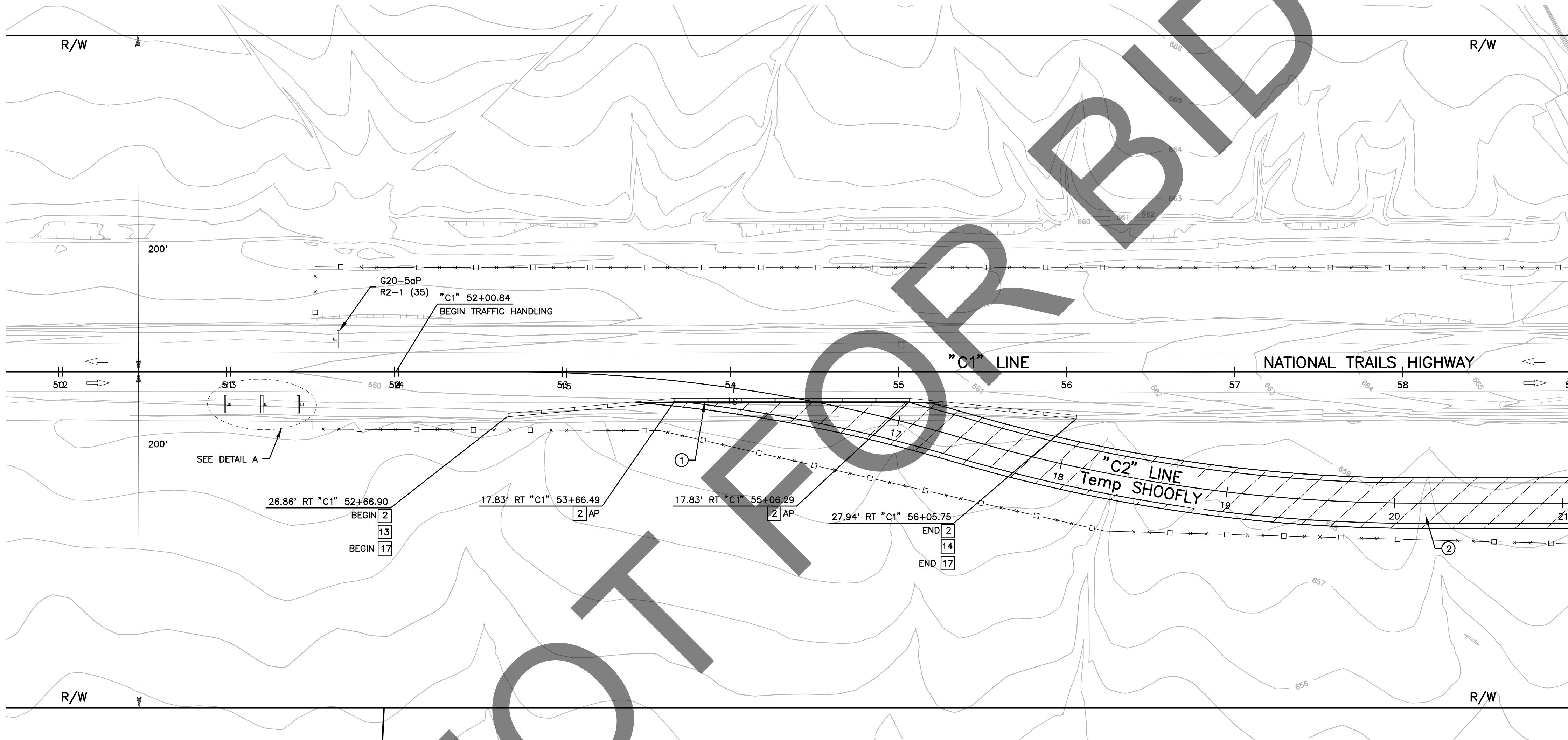
RAILING (TYPE K)



TRAFFIC CONSTRUCTION NOTES

- 2 PLACE TEMPORARY RAILING (TYPE K) PER CALTRANS STD PLAN T3A.
13 PLACE OBJECT MARKER TYPE P (OM-3R) WITH REFLECTIVE MATERIAL ON IMPACT HEAD.
14 PLACE OBJECT MARKER TYPE P (OM-3L) WITH REFLECTIVE MATERIAL ON IMPACT HEAD.
17 INSTALL REFLECTORS ALONG TEMPORARY RAILING (TYPE K) PER CALTRANS SPEC 12-3.20C(1).

N



CONSTRUCTION AREA SIGN SUMMARY					
SHEET No.	CONSTRUCTION STAGE	TEMPORARY SIGN CODE	TEMPORARY SIGN MESSAGE	PANEL SIZE (IN)	2" SQUARE STEEL POST (SEE NOTE 2)
SC-7	1	W21-5	SHOULDER WORK	48" x 48"	1
SC-7	1	W21-5B	SHOULDER CLOSED (1000 FEET)	48" x 48"	1
SC-7	1	C30A (CA)	SHOULDER CLOSED	30" x 30"	1
SC-7	1	G20-5aP	WORK ZONE	36" x 24"	-
SC-7	1	R2-1 (35)	SPEED LIMIT (35)	36" x 48"	1

PREPARED BY:

DOKKEN
ENGINEERING
110 BLUE RAVINE ROAD SUITE 200, FOLSOM CA, 916-858-0642

MATTHEW ATKINSON, PROJECT ENGINEER
12/18/24
DATE

MARK	CHANGES	RESIDENT ENGINEER	DATE
	NO CHANGES		
FIELD CHANGES			



SAN BERNARDINO COUNTY
DEPARTMENT OF PUBLIC WORKS

DESIGNED BY:	DRAWN BY:	CHECKED BY:	RECOMMENDED BY:
DH	DH	MA	ANTHONY PHAM, P.E. TRAFFIC DIVISION ENGINEERING MANAGER
1/15/2025	1/15/2025	1/15/2025	01/21/25
DATE	DATE	DATE	DATE
LEI (ROCKY) LI, P.E. SUPERVISING ENGINEER		GRANT MANN, P.E. DEPUTY DIRECTOR	

BRIDGE REPLACEMENT ON
NATIONAL TRAILS HIGHWAY
AT 10 BRIDGES
STAGE CONSTRUCTION AND
TRAFFIC HANDLING PLAN
CERULIA DITCH - STAGE 1

J.L. REF.	W.O. NO.	PLAN SCALE	SHT. NO.	TOT. SHT'S.
J.L. 11808	H14918	1"=40'	76	240

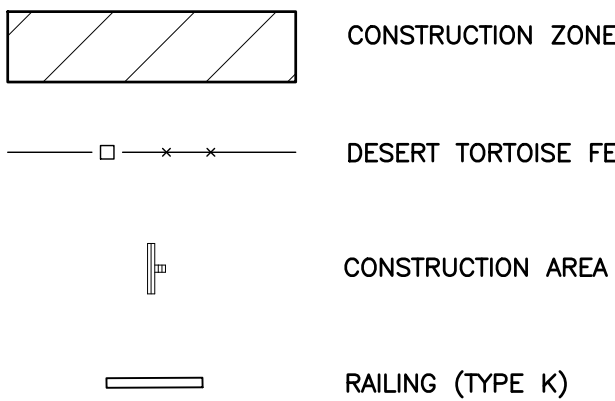
STAGE 1

- ① CONSTRUCT PAVEMENT CONFORMS
② CONSTRUCT DETOUR SHOOFLY

NOTE:

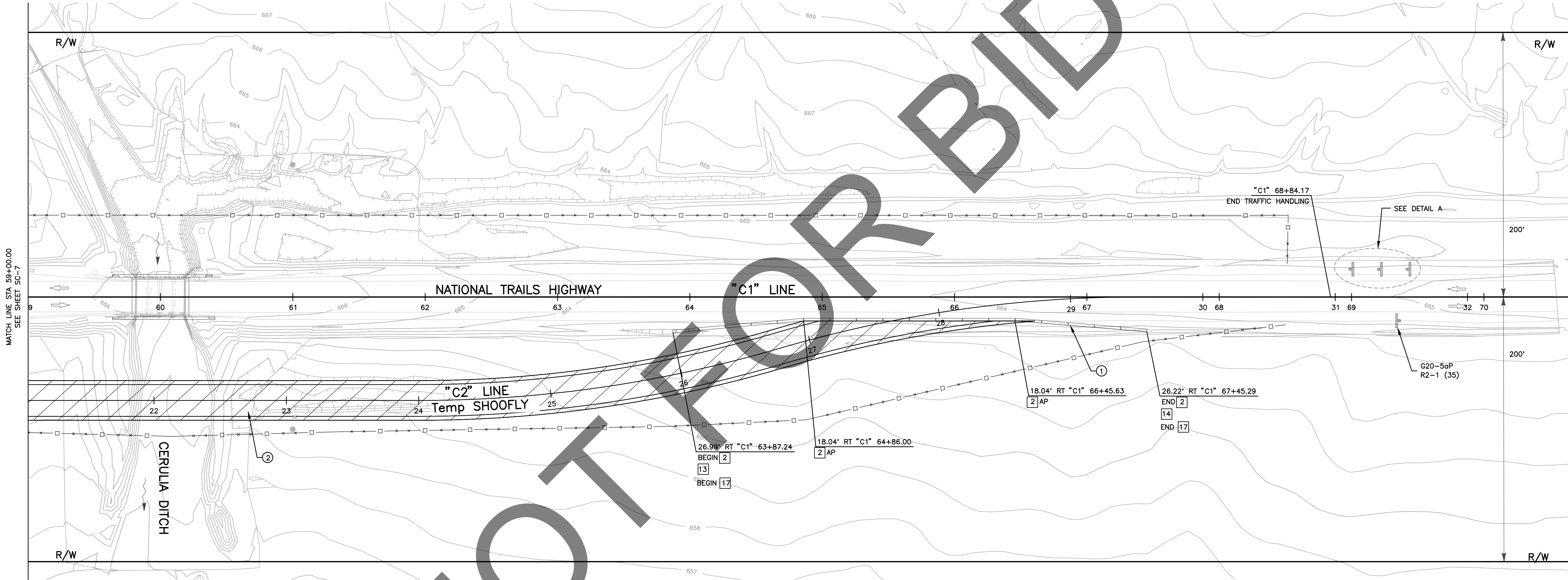
1. ADDITIONAL CONSTRUCTION AREA SIGNS, SEE SHEET CS-1.
2. SIGNS SHOULD BE MOUNTED ON METAL POSTS SIMILAR TO COUNTY STANDARD 303(a) AND 303 (b). SIGNS MOUNTED ON PORTABLE BARRICADES SHALL BE AUTHORIZED AS DIRECTED BY COUNTY REPRESENTATIVE.

LEGEND:



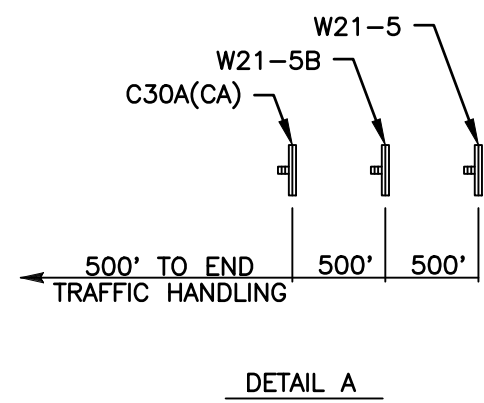
TRAFFIC CONSTRUCTION NOTES

- 2 PLACE TEMPORARY RAILING (TYPE K) PER CALTRANS STD PLAN T3A.
13 PLACE OBJECT MARKER TYPE P (OM-3R) WITH REFLECTIVE MATERIAL ON IMPACT HEAD.
14 PLACE OBJECT MARKER TYPE P (OM-3L) WITH REFLECTIVE MATERIAL ON IMPACT HEAD.
17 INSTALL REFLECTORS ALONG TEMPORARY RAILING (TYPE K) PER CALTRANS SPEC 12-3.20C(1).



CONSTRUCTION AREA SIGN SUMMARY

SHEET No.	CONSTRUCTION STAGE	TEMPORARY SIGN CODE	TEMPORARY SIGN MESSAGE	PANEL SIZE (IN)	2" SQUARE STEEL POST (SEE NOTE 2)
SC-8	1	W21-5	SHOULDER WORK	48" x 48"	1
SC-8	1	W21-5B	SHOULDER CLOSED (1000 FEET)	48" x 48"	1
SC-8	1	C30A (CA)	SHOULDER CLOSED	30" x 30"	1
SC-8	1	G20-5aP	WORK ZONE	36" x 24"	-
SC-8	1	R2-1 (35)	SPEED LIMIT (35)	36" x 48"	1



Type text here

SC-8

PREPARED BY:



MARK	CHANGES	RESIDENT ENGINEER	DATE
	NO CHANGES		
FIELD CHANGES			



SAN BERNARDINO COUNTY
DEPARTMENT OF PUBLIC WORKS

DESIGNED BY:	DRAWN BY:	CHECKED BY:	RECOMMENDED BY:
DH	DH	MA	ANTHONY PHAM, P.E. TRAFFIC DIVISION ENGINEERING MANAGER
1/15/2025	1/15/2025	01/21/25	01/21/25
DATE	DATE	DATE	DATE
LEI (ROCKY) LI, P.E. SUPERVISING ENGINEER		GRANT MANN, P.E. DEPUTY DIRECTOR	

BRIDGE REPLACEMENT ON
NATIONAL TRAILS HIGHWAY
AT 10 BRIDGES
STAGE CONSTRUCTION AND
TRAFFIC HANDLING PLAN
CERULIA DITCH - STAGE 1

J.L. REF.	W.O. NO.	PLAN SCALE	SHT. NO.	TOT. SHT'S.
J.L. 11808	H14918	1"=40'	77	240

FILE NO. 586600-120,
586600-110, AND 586600-100

FILE NO. 586600-120, 586600-110, AND 586600-100

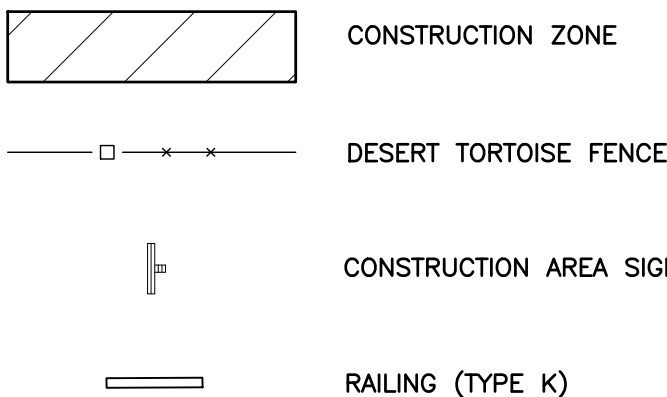
STAGE 1

- ① CONSTRUCT PAVEMENT CONFORMS
② CONSTRUCT DETOUR SHOOFLY

NOTE:

1. ADDITIONAL CONSTRUCTION AREA SIGNS, SEE SHEET CS-1.
2. SIGNS SHOULD BE MOUNTED ON METAL POSTS SIMILAR TO COUNTY STANDARD 303(a) AND 303 (b). SIGNS MOUNTED ON PORTABLE BARRICADES SHALL BE AUTHORIZED AS DIRECTED BY COUNTY REPRESENTATIVE.

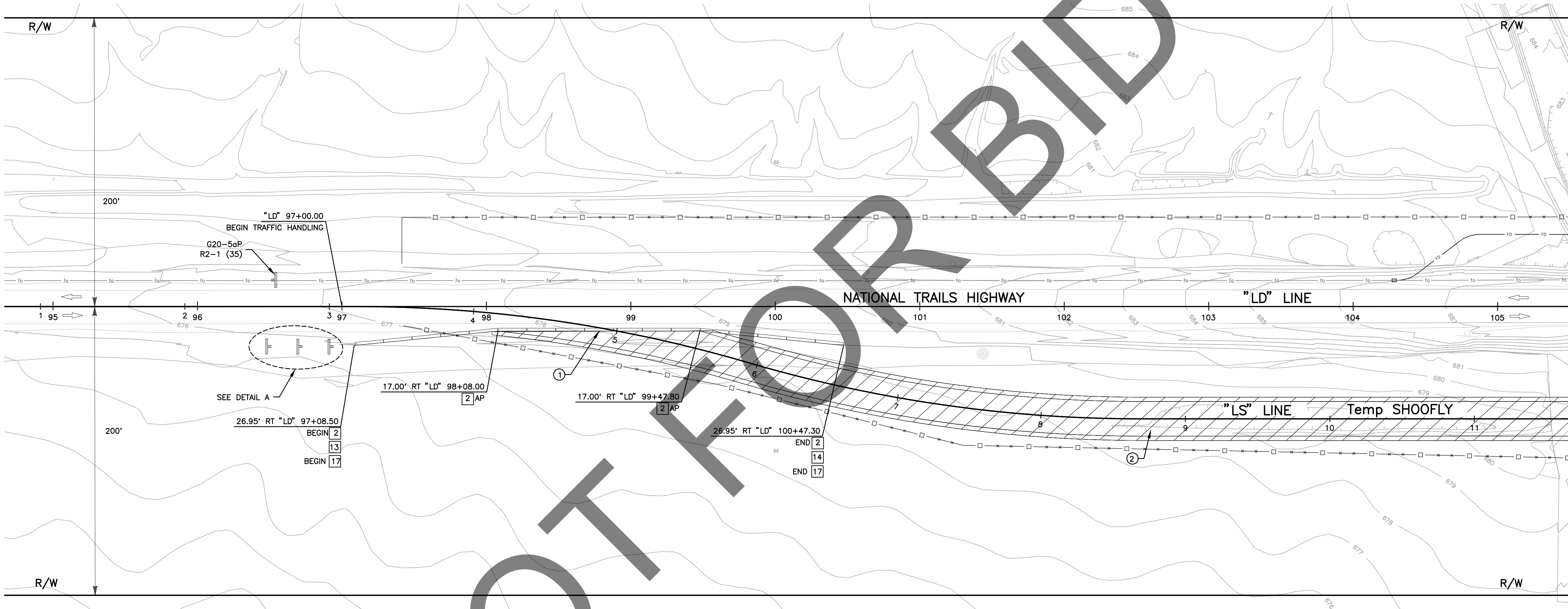
LEGEND:



TRAFFIC CONSTRUCTION NOTES

- 2 PLACE TEMPORARY RAILING (TYPE K) PER CALTRANS STD PLAN T3A.
13 PLACE OBJECT MARKER TYPE P (OM-3R) WITH REFLECTIVE MATERIAL ON IMPACT HEAD.
14 PLACE OBJECT MARKER TYPE P (OM-3L) WITH REFLECTIVE MATERIAL ON IMPACT HEAD.
17 INSTALL REFLECTORS ALONG TEMPORARY RAILING (TYPE K) PER CALTRANS SPEC 12-3.20C(1).

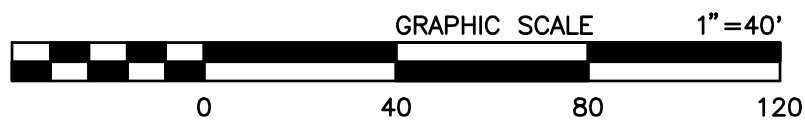
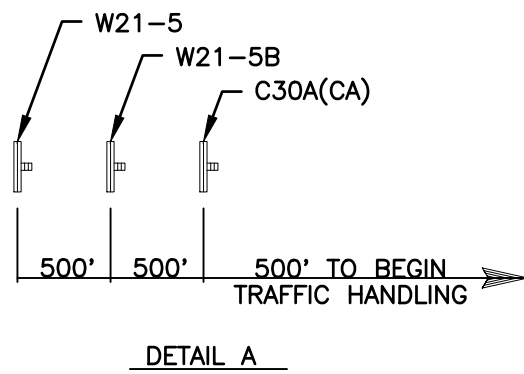
N



MATCH LINE STA 105+50.00
SEE SHEET SC-10

CONSTRUCTION AREA SIGN SUMMARY


SHEET No.	CONSTRUCTION STAGE	TEMPORARY SIGN CODE	TEMPORARY SIGN MESSAGE	PANEL SIZE (IN)	2" SQUARE STEEL POST (SEE NOTE 2)
SC-9	1	W21-5	SHOULDER WORK	48" x 48"	1
SC-9	1	W21-5B	SHOULDER CLOSED (1000 FEET)	48" x 48"	1
SC-9	1	C30A (CA)	SHOULDER CLOSED	30" x 30"	1
SC-9	1	G20-5aP	WORK ZONE	36" x 24"	-
SC-9	1	R2-1 (35)	SPEED LIMIT (35)	36" x 48"	1



PREPARED BY:



MARK	CHANGES	RESIDENT ENGINEER	DATE
	NO CHANGES		
FIELD CHANGES			



SAN BERNARDINO COUNTY
DEPARTMENT OF PUBLIC WORKS

DESIGNED BY:	DRAWN BY:	CHECKED BY:	RECOMMENDED BY:
DH	DH	MA	ANTHONY PHAM, P.E. TRAFFIC DIVISION ENGINEERING MANAGER
1/15/2025	1/15/2025	01/21/25	01/21/25
LEI (ROCKY) LI, P.E. SUPERVISING ENGINEER		GRANT MANN, P.E. DEPUTY DIRECTOR	

BRIDGE REPLACEMENT ON
NATIONAL TRAILS HIGHWAY
AT 10 BRIDGES
STAGE CONSTRUCTION AND
TRAFFIC HANDLING PLAN
LEITH DITCH - STAGE 1

J.L. REF.	W.O. NO.	PLAN SCALE	SHT. NO.	TOT. SHT'S.
J.L. 11803	H14915	1"=40'	78	240

FILE NO. 586600-120,
586600-110, AND 586600-100

FILE NO. 586600-120, 586600-110, AND 586600-100

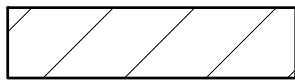
STAGE 1

- ① CONSTRUCT PAVEMENT CONFORMS
② CONSTRUCT DETOUR SHOOFLY

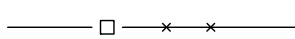
NOTE:

1. ADDITIONAL CONSTRUCTION AREA SIGNS, SEE SHEET CS-1.
2. SIGNS SHOULD BE MOUNTED ON METAL POSTS SIMILAR TO COUNTY STANDARD 303(a) AND 303 (b). SIGNS MOUNTED ON PORTABLE BARRICADES SHALL BE AUTHORIZED AS DIRECTED BY COUNTY REPRESENTATIVE.

LEGEND:



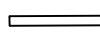
CONSTRUCTION ZONE



DESERT TORTOISE FENCE



CONSTRUCTION AREA SIGN

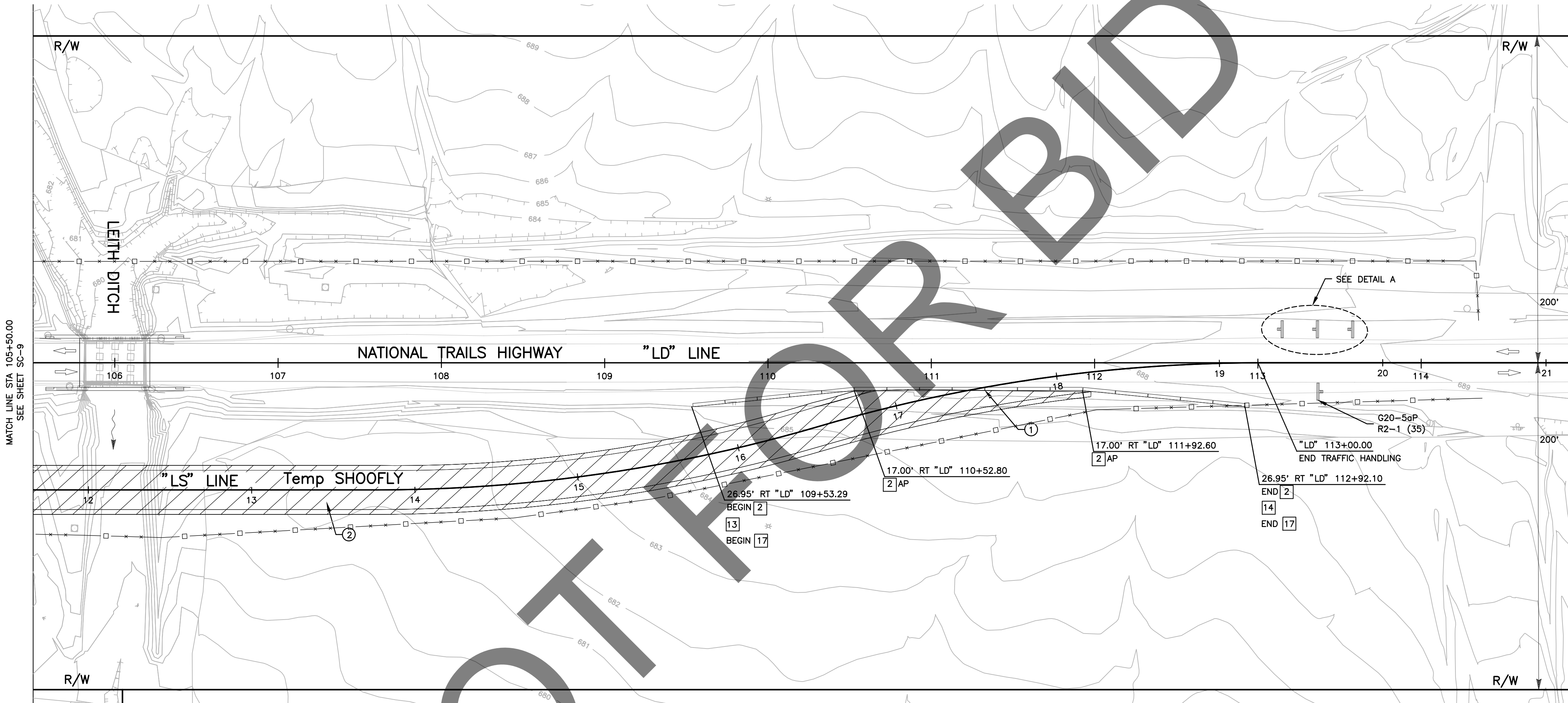


RAILING (TYPE K)



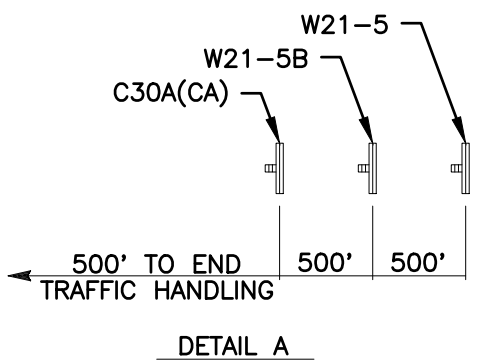
TRAFFIC CONSTRUCTION NOTES

- 2 PLACE TEMPORARY RAILING (TYPE K) PER CALTRANS STD PLAN T3A.
13 PLACE OBJECT MARKER TYPE P (OM-3R) WITH REFLECTIVE MATERIAL ON IMPACT HEAD.
14 PLACE OBJECT MARKER TYPE P (OM-3L) WITH REFLECTIVE MATERIAL ON IMPACT HEAD.
17 INSTALL REFLECTORS ALONG TEMPORARY RAILING (TYPE K) PER CALTRANS SPEC 12-3.20C(1).

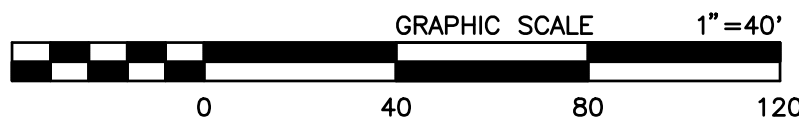


CONSTRUCTION AREA SIGN SUMMARY

SHEET No.	CONSTRUCTION STAGE	TEMPORARY SIGN CODE	TEMPORARY SIGN MESSAGE	PANEL SIZE (IN)	2" SQUARE STEEL POST (SEE NOTE 2)
SC-10	1	W21-5	SHOULDER WORK	48" x 48"	1
SC-10	1	W21-5B	SHOULDER CLOSED (1000 FEET)	48" x 48"	1
SC-10	1	C30A (CA)	SHOULDER CLOSED	30" x 30"	1
SC-10	1	G20-5aP	WORK ZONE	36" x 24"	-
SC-10	1	R2-1 (35)	SPEED LIMIT (35)	36" x 48"	1



SC-10



PREPARED BY:

DOKKEN ENGINEERING
110 BLUE RAINE ROAD SUITE 200, FOLSOM CA, 916-858-0642

MATTHEW ATKINSON, PROJECT ENGINEER
12/18/24 DATE

MARK CHANGES NO CHANGES RESIDENT ENGINEER DATE

FIELD CHANGES



SAN BERNARDINO COUNTY
DEPARTMENT OF PUBLIC WORKS

DESIGNED BY: DH DRAWN BY: DH CHECKED BY: MA RECOMMENDED BY: ANTHONY PHAM, P.E. TRAFFIC DIVISION ENGINEERING MANAGER 1/15/25 DATE
APPROVED BY: GRANT MANN, P.E. DEPUTY DIRECTOR 01/21/25 DATE
LEI (ROCKY) LI, P.E. SUPERVISING ENGINEER 1/15/2025 DATE

BRIDGE REPLACEMENT ON
NATIONAL TRAILS HIGHWAY
AT 10 BRIDGES
STAGE CONSTRUCTION AND
TRAFFIC HANDLING PLAN
LEITH DITCH - STAGE 1

J.L. REF. J.L. 11803 W.O. NO. H14915 PLAN SCALE 1"=40' SHT. NO. 79 TOT. SHT'S. 240

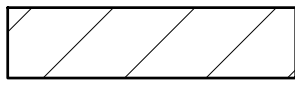
STAGE 1

- ① CONSTRUCT PAVEMENT CONFORMS
② CONSTRUCT DETOUR SHOOLY

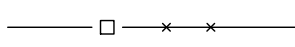
NOTE:

1. ADDITIONAL CONSTRUCTION AREA SIGNS, SEE SHEET SC-1.
2. SIGNS SHOULD BE MOUNTED ON METAL POSTS SIMILAR TO COUNTY STANDARD 303(a) AND 303 (b). SIGNS MOUNTED ON PORTABLE BARRICADES SHALL BE AUTHORIZED AS DIRECTED BY COUNTY REPRESENTATIVE.

LEGEND:



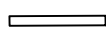
CONSTRUCTION ZONE



DESERT TORTOISE FENCE



CONSTRUCTION AREA SIGN

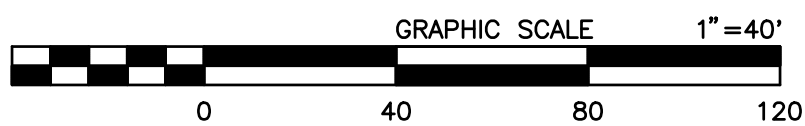
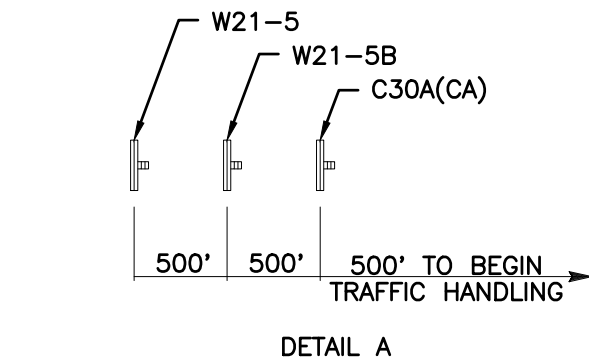
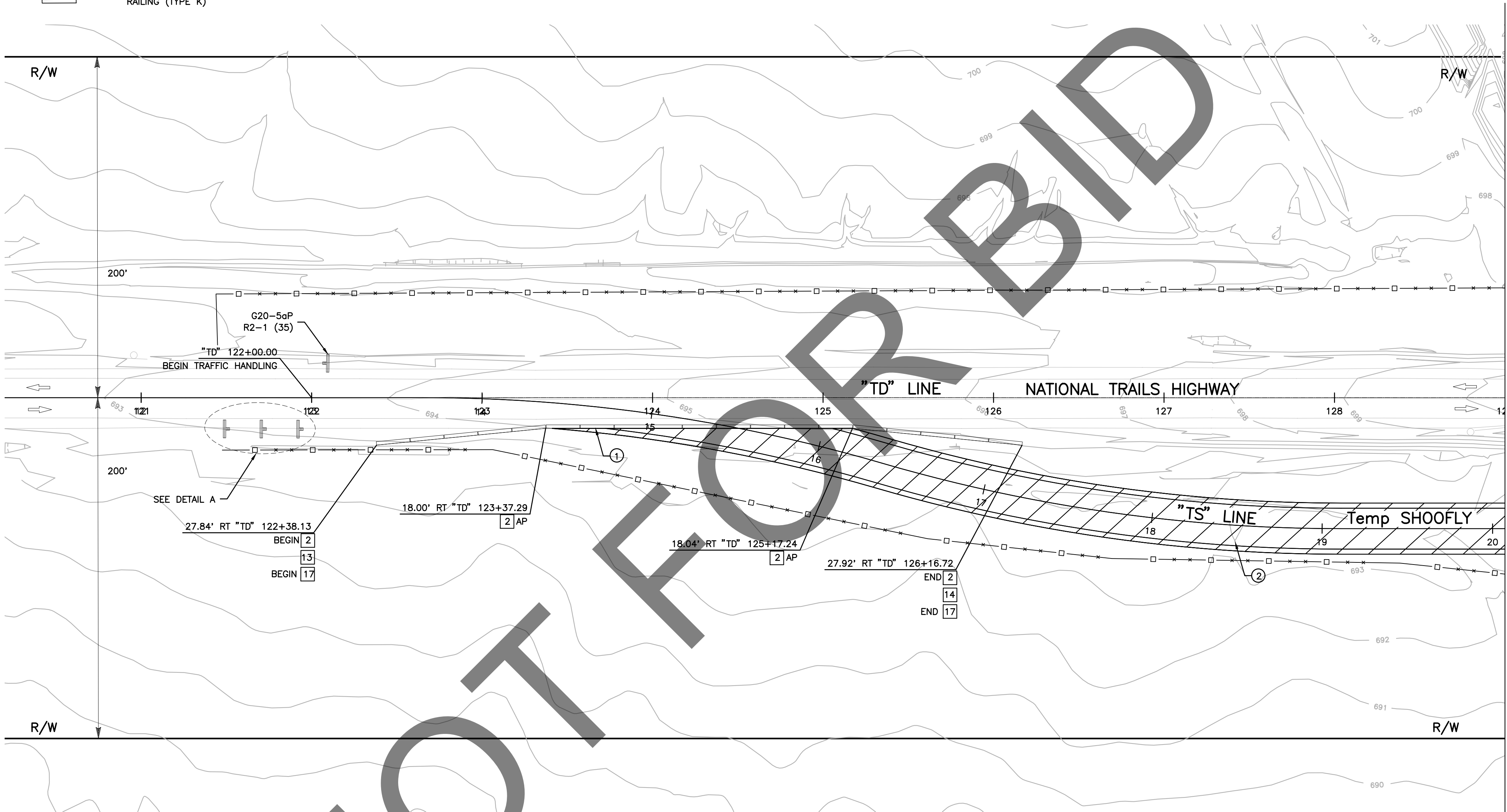


RAILING (TYPE K)



TRAFFIC CONSTRUCTION NOTES

- 2 PLACE TEMPORARY RAILING (TYPE K) PER CALTRANS STD PLAN T3A.
13 PLACE OBJECT MARKER TYPE P (OM-3R) WITH REFLECTIVE MATERIAL ON IMPACT HEAD.
14 PLACE OBJECT MARKER TYPE P (OM-3L) WITH REFLECTIVE MATERIAL ON IMPACT HEAD.
17 INSTALL REFLECTORS ALONG TEMPORARY RAILING (TYPE K) PER CALTRANS SPEC 12-3.20C(1).



CONSTRUCTION AREA SIGN SUMMARY					
SHEET No.	CONSTRUCTION STAGE	TEMPORARY SIGN CODE	TEMPORARY SIGN MESSAGE	PANEL SIZE (IN)	POST SIZE
SC-11	1	W21-5	SHOULDER WORK	48" x 48"	1
SC-11	1	W21-5B	SHOULDER CLOSED (1000 FEET)	48" x 48"	1
SC-11	1	C30A (CA)	SHOULDER CLOSED	30" x 30"	1
SC-11	1	G20-5aP	WORK ZONE	36" x 24"	-
SC-11	1	R2-1 (35)	SPEED LIMIT (35)	36" x 48"	1

PREPARED BY:

DOKKEN
ENGINEERING
110 BLUE RAINE ROAD SUITE 200, FOLSOM CA, 916-858-0642

MATTHEW ATKINSON, PROJECT ENGINEER
12/18/24
DATE

MARK	CHANGES	RESIDENT ENGINEER	DATE
	NO CHANGES		
FIELD CHANGES			



SAN BERNARDINO COUNTY DEPARTMENT OF PUBLIC WORKS			
DESIGNED BY: DH	DRAWN BY: DH	CHECKED BY: MA	RECOMMENDED BY: ANTHONY PHAM, P.E. TRAFFIC DIVISION ENGINEERING MANAGER 1/15/25 DATE
APPROVED BY: LEI (ROCKY) LI, P.E. SUPERVISING ENGINEER 1/15/2025 DATE		APPROVED BY: GRANT MANN, P.E. DEPUTY DIRECTOR 01/21/25 DATE	

BRIDGE REPLACEMENT ON NATIONAL TRAILS HIGHWAY AT 10 BRIDGES STAGE CONSTRUCTION AND TRAFFIC HANDLING PLAN TERRA DITCH - STAGE 1			
J.L. REF. J.L. 11802	W.O. NO. H14914	PLAN SCALE 1"=40'	SHT. NO. 80 TOT. SHT'S. 240

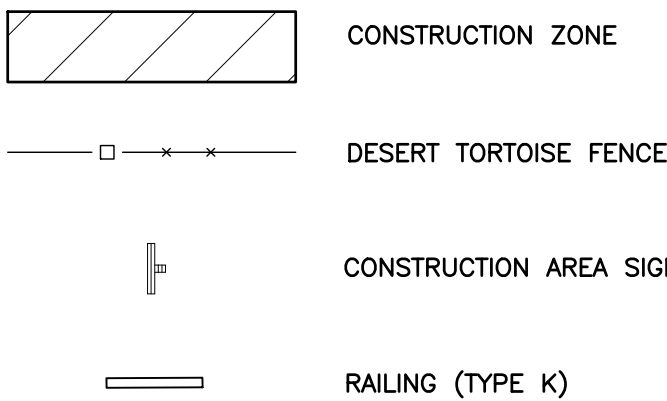
STAGE 1

- ① CONSTRUCT PAVEMENT CONFORMS
② CONSTRUCT DETOUR SHOOFLY

NOTE:

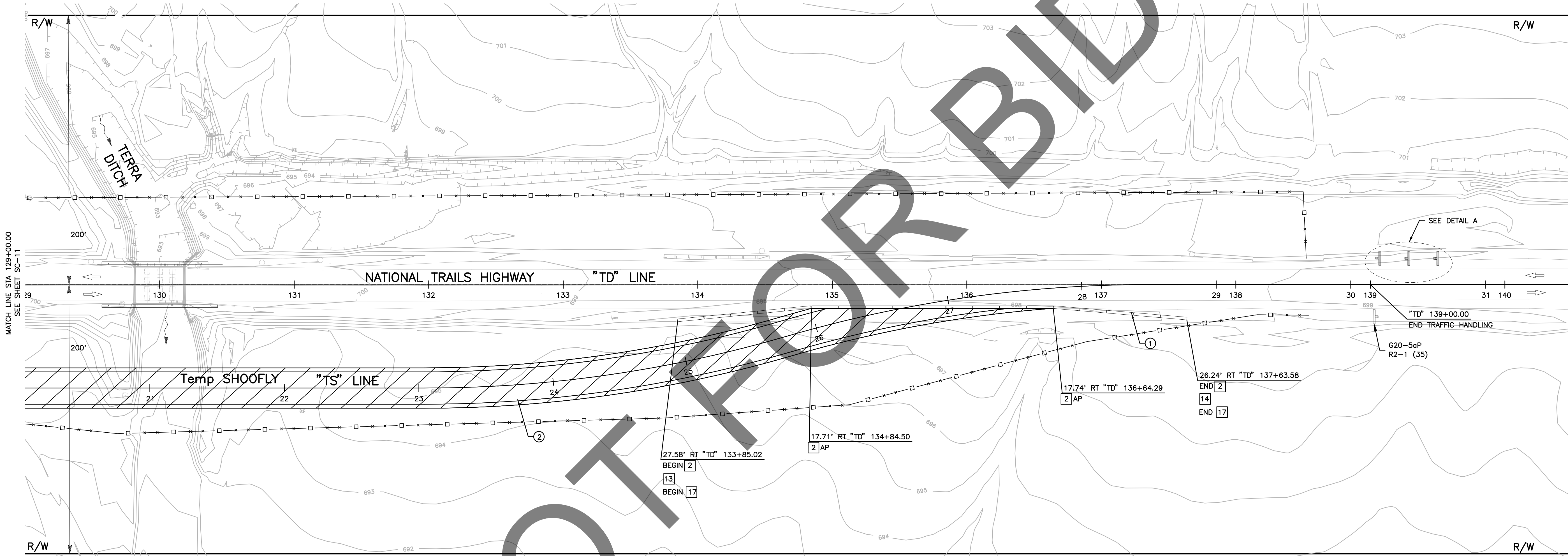
1. ADDITIONAL CONSTRUCTION AREA SIGNS, SEE SHEET SC-1.
2. SIGNS SHOULD BE MOUNTED ON METAL POSTS SIMILAR TO COUNTY STANDARD 303(a) AND 303 (b). SIGNS MOUNTED ON PORTABLE BARRICADES SHALL BE AUTHORIZED AS DIRECTED BY COUNTY REPRESENTATIVE.

LEGEND:



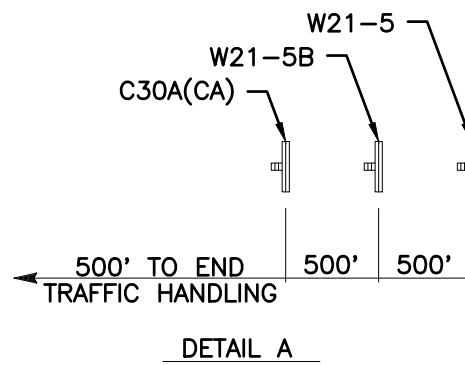
TRAFFIC CONSTRUCTION NOTES

- 2 PLACE TEMPORARY RAILING (TYPE K) PER CALTRANS STD PLAN T3A.
13 PLACE OBJECT MARKER TYPE P (OM-3R) WITH REFLECTIVE MATERIAL ON IMPACT HEAD.
14 PLACE OBJECT MARKER TYPE P (OM-3L) WITH REFLECTIVE MATERIAL ON IMPACT HEAD.
17 INSTALL REFLECTORS ALONG TEMPORARY RAILING (TYPE K) PER CALTRANS SPEC 12-3.20C(1).



CONSTRUCTION AREA SIGN SUMMARY

SHEET No.	CONSTRUCTION STAGE	TEMPORARY SIGN CODE	TEMPORARY SIGN MESSAGE	PANEL SIZE (IN)	POST SIZE
SC-12	1	W21-5	SHOULDER WORK	48" x 48"	1
SC-12	1	W21-5B	SHOULDER CLOSED (1000 FEET)	48" x 48"	1
SC-12	1	C30A (CA)	SHOULDER CLOSED	30" x 30"	1
SC-12	1	G20-5aP	WORK ZONE	36" x 24"	-
SC-12	1	R2-1 (35)	SPEED LIMIT (35)	36" x 48"	1



SC-12

PREPARED BY:



MARK	CHANGES	RESIDENT ENGINEER	DATE
	NO CHANGES		
FIELD CHANGES			



SAN BERNARDINO COUNTY
DEPARTMENT OF PUBLIC WORKS

DESIGNED BY: DH	DRAWN BY: DH	CHECKED BY: MA	RECOMMENDED BY: ANTHONY PHAM, P.E. TRAFFIC DIVISION ENGINEERING MANAGER 1/15/25 DATE
LEI (ROCKY) LI, P.E. SUPERVISING ENGINEER	1/15/2025 DATE	GRANT MANN, P.E. DEPUTY DIRECTOR	01/21/25 DATE

BRIDGE REPLACEMENT ON
NATIONAL TRAILS HIGHWAY
AT 10 BRIDGES
STAGE CONSTRUCTION AND
TRAFFIC HANDLING PLAN
TERRA DITCH - STAGE 1

J.L. REF. J.L. 11802	W.O. NO. H14914	PLAN SCALE 1"=40'	SHT. NO. 81	TOT. SHT'S. 240
-------------------------	--------------------	----------------------	----------------	--------------------

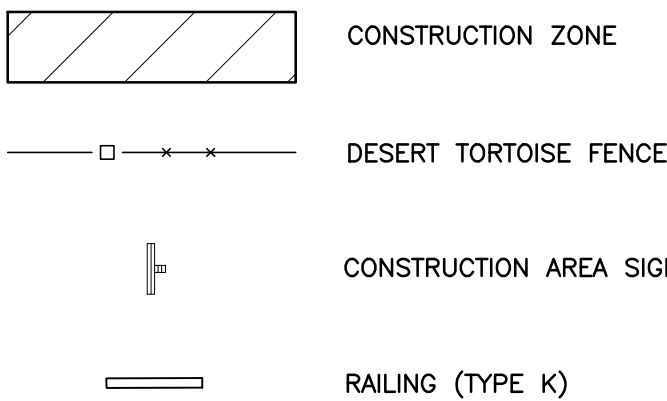
STAGE 1

- ① CONSTRUCT PAVEMENT CONFORMS
② CONSTRUCT DETOUR SHOOFLY

NOTE:

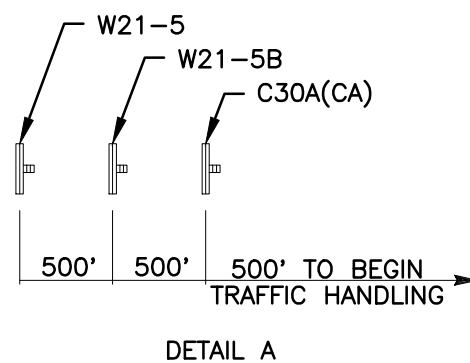
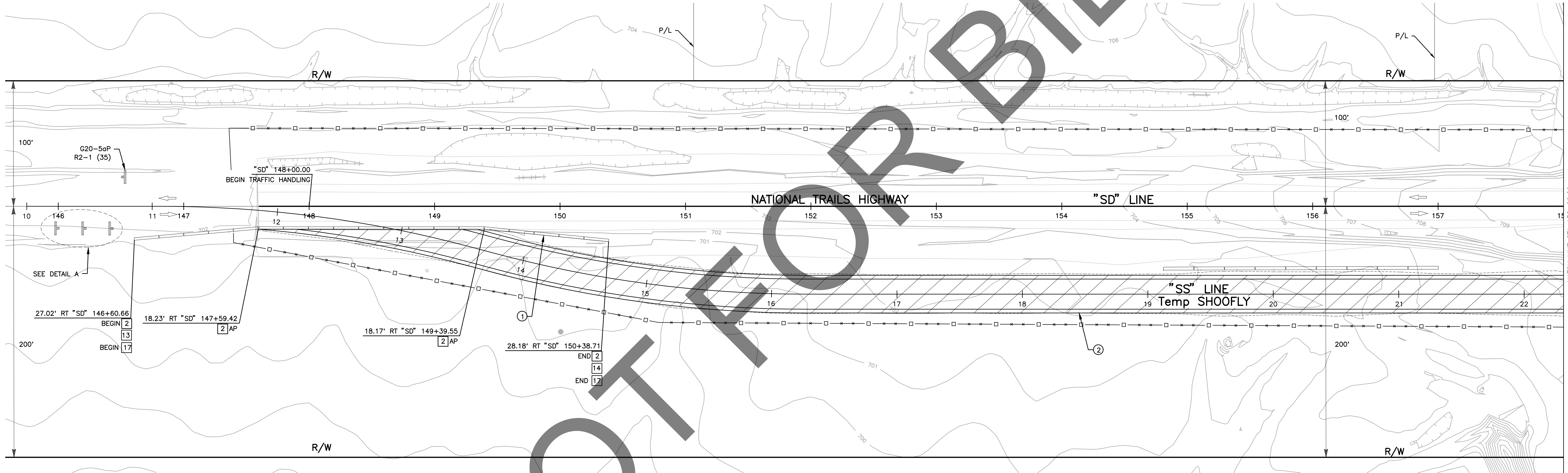
1. ADDITIONAL CONSTRUCTION AREA SIGNS, SEE SHEET SC-1.
2. SIGNS SHOULD BE MOUNTED ON METAL POSTS SIMILAR TO COUNTY STANDARD 303(a) AND 303 (b). SIGNS MOUNTED ON PORTABLE BARRICADES SHALL BE AUTHORIZED AS DIRECTED BY COUNTY REPRESENTATIVE.

LEGEND:



TRAFFIC CONSTRUCTION NOTES

- 2 PLACE TEMPORARY RAILING (TYPE K) PER CALTRANS STD PLAN T3A.
13 PLACE OBJECT MARKER TYPE P (OM-3R) WITH REFLECTIVE MATERIAL ON IMPACT HEAD.
14 PLACE OBJECT MARKER TYPE P (OM-3L) WITH REFLECTIVE MATERIAL ON IMPACT HEAD.
17 INSTALL REFLECTORS ALONG TEMPORARY RAILING (TYPE K) PER CALTRANS SPEC 12-3.20C(1).



CONSTRUCTION AREA SIGN SUMMARY

SHEET No.	CONSTRUCTION STAGE	TEMPORARY SIGN CODE	TEMPORARY SIGN MESSAGE	PANEL SIZE (IN)	POST SIZE
SC-13	1	W21-5	SHOULDER WORK	48" x 48"	1
SC-13	1	W21-5B	SHOULDER CLOSED (1000 FEET)	48" x 48"	1
SC-13	1	C30A (CA)	SHOULDER CLOSED	30" x 30"	1
SC-13	1	G20-5aP	WORK ZONE	36" x 24"	—
SC-13	1	R2-1 (35)	SPEED LIMIT (35)	36" x 48"	1

SC-13

PREPARED BY:



MARK	CHANGES	RESIDENT ENGINEER	DATE
	NO CHANGES		
FIELD CHANGES			



SAN BERNARDINO COUNTY DEPARTMENT OF PUBLIC WORKS			
DESIGNED BY: DH	DRAWN BY: DH	CHECKED BY: MA	RECOMMENDED BY: ANTHONY PHAM, P.E. TRAFFIC DIVISION ENGINEERING MANAGER DATE: 1/15/25
APPROVED BY: LEI (ROCKY) LI, P.E. SUPERVISING ENGINEER DATE: 1/15/2025		APPROVED BY: GRANT MANN, P.E. DEPUTY DIRECTOR DATE: 01/21/25	

BRIDGE REPLACEMENT ON NATIONAL TRAILS HIGHWAY AT 10 BRIDGES STAGE CONSTRUCTION AND TRAFFIC HANDLING PLAN SOMBRA DITCH - STAGE 1			
J.L. REF. J.L. 11799	W.O. NO. H14911	PLAN SCALE 1"=40'	SHT. NO. 82 TOT. SHT'S. 240

FILE NO. 586600-120,
586600-110, AND 586600-100

FILE NO. 586600-120, 586600-110, AND 586600-100

MATCH LINE STA 158+00.00
SEE SHEET SC-14

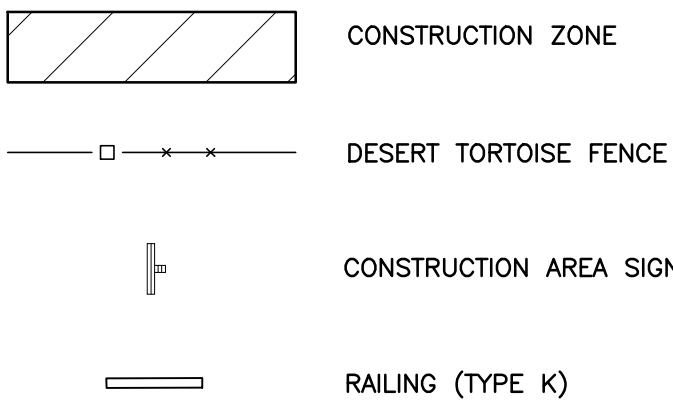
STAGE 1

- ① CONSTRUCT PAVEMENT CONFORMS
② CONSTRUCT DETOUR SHOOFLY

NOTE:


1. ADDITIONAL CONSTRUCTION AREA SIGNS, SEE SHEET SC-1.
2. SIGNS SHOULD BE MOUNTED ON METAL POSTS SIMILAR TO COUNTY STANDARD 303(a) AND 303 (b). SIGNS MOUNTED ON PORTABLE BARRICADES SHALL BE AUTHORIZED AS DIRECTED BY COUNTY REPRESENTATIVE.

LEGEND:



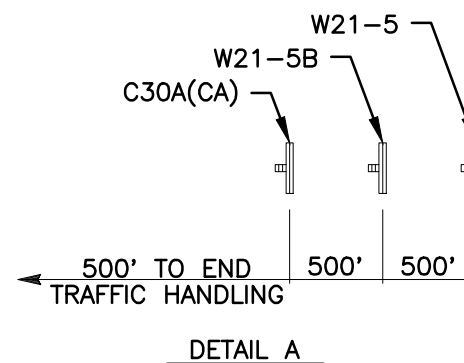
TRAFFIC CONSTRUCTION NOTES

- 2 PLACE TEMPORARY RAILING (TYPE K) PER CALTRANS STD PLAN T3A.
13 PLACE OBJECT MARKER TYPE P (OM-3R) WITH REFLECTIVE MATERIAL ON IMPACT HEAD.
14 PLACE OBJECT MARKER TYPE P (OM-3L) WITH REFLECTIVE MATERIAL ON IMPACT HEAD.
17 INSTALL REFLECTORS ALONG TEMPORARY RAILING (TYPE K) PER CALTRANS SPEC 12-3.20C(1).



CONSTRUCTION AREA SIGN SUMMARY

SHEET No.	CONSTRUCTION STAGE	TEMPORARY SIGN CODE	TEMPORARY SIGN MESSAGE	PANEL SIZE (IN)	POST SIZE
SC-14	1	W21-5	SHOULDER WORK	48" x 48"	1
SC-14	1	W21-5B	SHOULDER CLOSED (1000 FEET)	48" x 48"	1
SC-14	1	C30A (CA)	SHOULDER CLOSED	30" x 30"	1
SC-14	1	G20-5aP	WORK ZONE	36" x 24"	-
SC-14	1	R2-1 (35)	SPEED LIMIT (35)	36" x 48"	1



SC-14

PREPARED BY:



MARK	CHANGES	RESIDENT ENGINEER	DATE
	NO CHANGES		
FIELD CHANGES			



SAN BERNARDINO COUNTY DEPARTMENT OF PUBLIC WORKS				BRIDGE REPLACEMENT ON NATIONAL TRAILS HIGHWAY AT 10 BRIDGES STAGE CONSTRUCTION AND TRAFFIC HANDLING PLAN SOMBRA DITCH – STAGE 1				
DESIGNED BY: DH	DRAWN BY: DH	CHECKED BY: MA	RECOMMENDED BY: ANTHONY PHAM, P.E. TRAFFIC DIVISION ENGINEERING MANAGER 1/15/25					
LEI (ROCKY) LI, P.E. SUPERVISING ENGINEER 1/15/2025		DATE	APPROVED BY: GRANT MANN, P.E. DEPUTY DIRECTOR 01/21/25	J.L. REF. J.L. 11799	W.O. NO. H14911	PLAN SCALE 1"=40'	SHT. NO. 83	TOT. SHT'S. 240

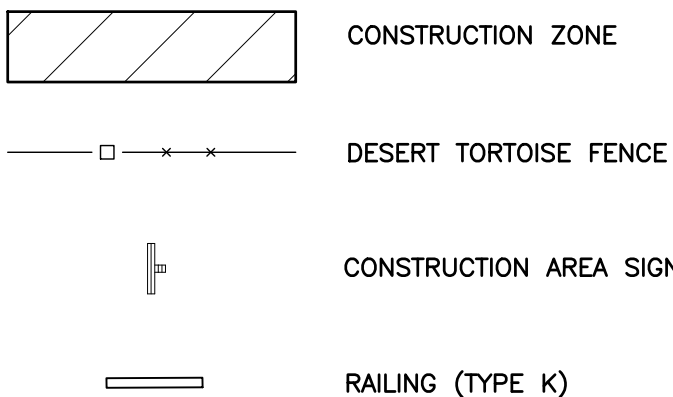
STAGE 1

- ① CONSTRUCT PAVEMENT CONFORM
② CONSTRUCT DETOUR SHOOLY

NOTE:

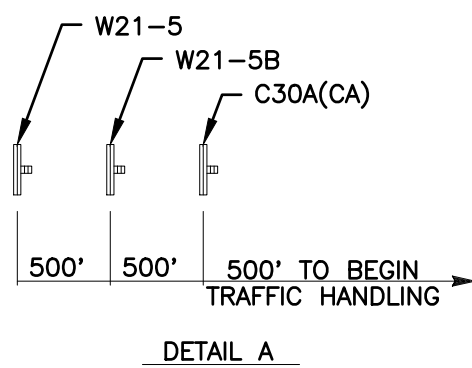
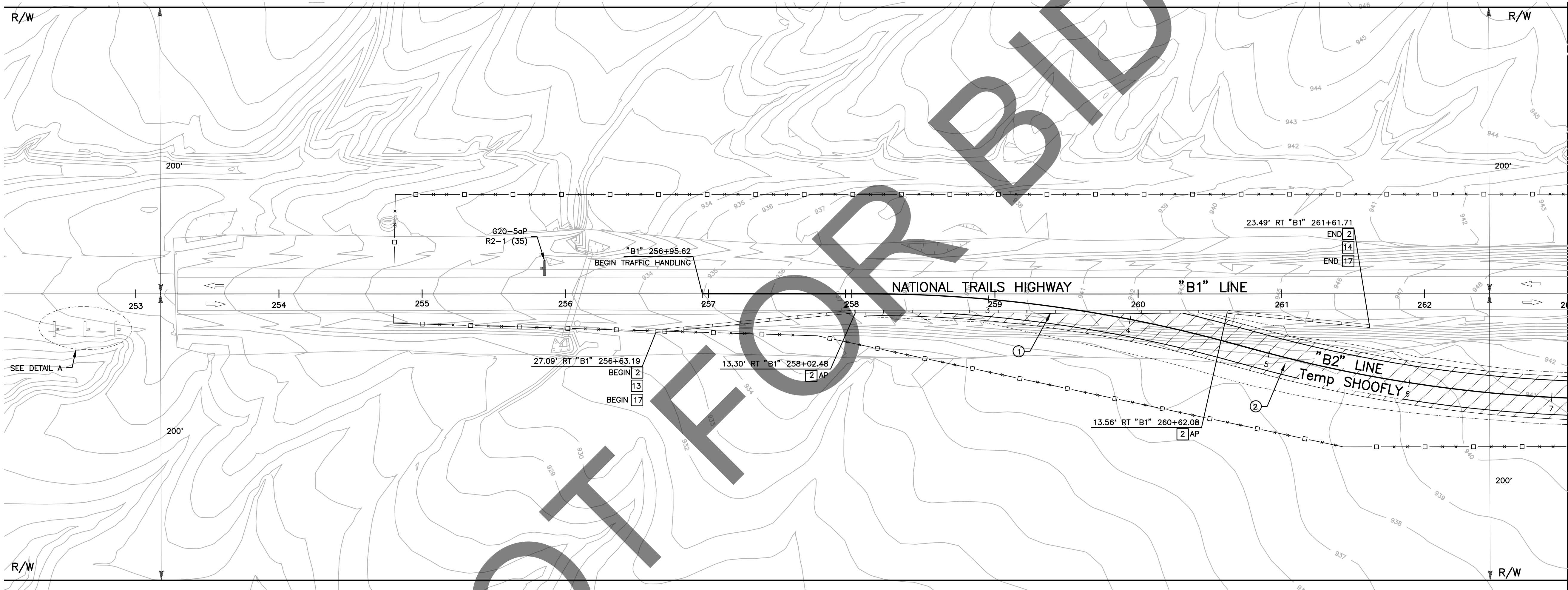
1. ADDITIONAL CONSTRUCTION AREA SIGNS, SEE SHEET CS-1.
2. SIGNS SHOULD BE MOUNTED ON METAL POSTS SIMILAR TO COUNTY STANDARD 303(a) AND 303 (b). SIGNS MOUNTED ON PORTABLE BARRICADES SHALL BE AUTHORIZED AS DIRECTED BY COUNTY REPRESENTATIVE.

LEGEND:



TRAFFIC CONSTRUCTION NOTES

- 2 PLACE TEMPORARY RAILING (TYPE K) PER CALTRANS STD PLAN T3A.
13 PLACE OBJECT MARKER TYPE P (OM-3R) WITH REFLECTIVE MATERIAL ON IMPACT HEAD.
14 PLACE OBJECT MARKER TYPE P (OM-3L) WITH REFLECTIVE MATERIAL ON IMPACT HEAD.
17 INSTALL REFLECTORS ALONG TEMPORARY RAILING (TYPE K) PER CALTRANS SPEC 12-3.20C(1).




CONSTRUCTION AREA SIGN SUMMARY					
SHEET No.	CONSTRUCTION STAGE	TEMPORARY SIGN CODE	TEMPORARY SIGN MESSAGE	PANEL SIZE (IN)	POST SIZE
SC-15	1	W21-5	SHOULDER WORK	48" x 48"	1
SC-15	1	W21-5B	SHOULDER CLOSED (1000 FEET)	48" x 48"	1
SC-15	1	C30A (CA)	SHOULDER CLOSED	30" x 30"	1
SC-15	1	G20-5aP	WORK ZONE	36" x 24"	-
SC-15	1	R2-1 (35)	SPEED LIMIT (35)	36" x 48"	1

SC-15

PREPARED BY:

DOKKEN
ENGINEERING
110 BLUE RAINE ROAD SUITE 200, FOLSOM CA, 916-858-0642
MATTHEW ATKINSON, PROJECT ENGINEER
12/18/24
DATE

MARK	CHANGES	RESIDENT ENGINEER	DATE
	NO CHANGES		
FIELD CHANGES			



SAN BERNARDINO COUNTY DEPARTMENT OF PUBLIC WORKS			
DESIGNED BY: DH	DRAWN BY: DH	CHECKED BY: MA	RECOMMENDED BY: ANTHONY PHAM, P.E. TRAFFIC DIVISION ENGINEERING MANAGER 1/15/25 DATE
LEI (ROCKY) LI, P.E. SUPERVISING ENGINEER 1/15/2025 DATE		GRANT MANN, P.E. DEPUTY DIRECTOR 01/21/25 DATE	

BRIDGE REPLACEMENT ON NATIONAL TRAILS HIGHWAY AT 10 BRIDGES STAGE CONSTRUCTION AND TRAFFIC HANDLING PLAN BEACON DITCH - STAGE 1			
J.L. REF. J.L. 11801	W.O. NO. H14913	PLAN SCALE 1"=40'	SHT. NO. 84 TOT. SHT'S. 240

STAGE 1

- ① CONSTRUCT PAVEMENT CONFORM
② CONSTRUCT DETOUR SHOOFLY

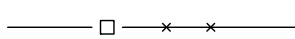
NOTE:

1. ADDITIONAL CONSTRUCTION AREA SIGNS, SEE SHEET SC-1.
2. SIGNS SHOULD BE MOUNTED ON METAL POSTS SIMILAR TO COUNTY STANDARD 303(a) AND 303 (b). SIGNS MOUNTED ON PORTABLE BARRICADES SHALL BE AUTHORIZED AS DIRECTED BY COUNTY REPRESENTATIVE.

LEGEND:



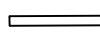
CONSTRUCTION ZONE



DESERT TORTOISE FENCE



CONSTRUCTION AREA SIGN

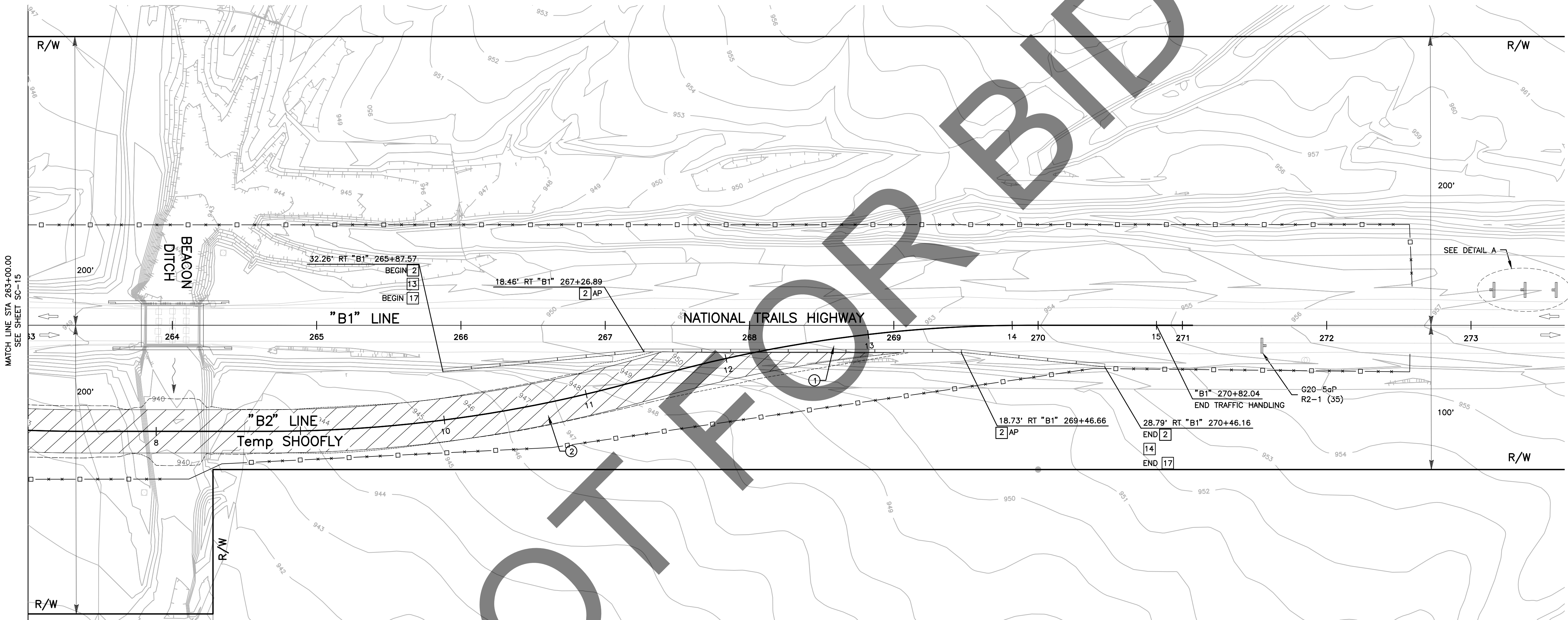


RAILING (TYPE K)

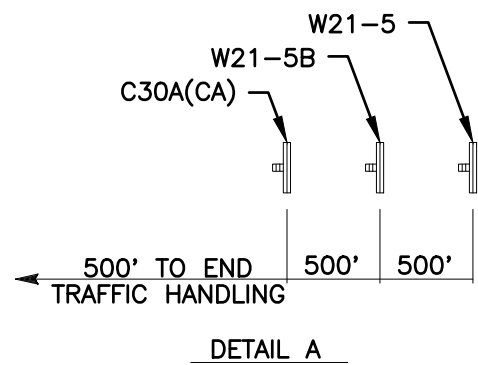


TRAFFIC CONSTRUCTION NOTES

- 2 PLACE TEMPORARY RAILING (TYPE K) PER CALTRANS STD PLAN T3A.
13 PLACE OBJECT MARKER TYPE P (OM-3R) WITH REFLECTIVE MATERIAL ON IMPACT HEAD.
14 PLACE OBJECT MARKER TYPE P (OM-3L) WITH REFLECTIVE MATERIAL ON IMPACT HEAD.
17 INSTALL REFLECTORS ALONG TEMPORARY RAILING (TYPE K) PER CALTRANS SPEC 12-3.20C(1).



CONSTRUCTION AREA SIGN SUMMARY					
SHEET No.	CONSTRUCTION STAGE	TEMPORARY SIGN CODE	TEMPORARY SIGN MESSAGE	PANEL SIZE (IN)	POST SIZE
SC-16	1	W21-5	SHOULDER WORK	48" x 48"	1
SC-16	1	W21-5B	SHOULDER CLOSED (1000 FEET)	48" x 48"	1
SC-16	1	C30A (CA)	SHOULDER CLOSED	30" x 30"	1
SC-16	1	G20-5aP	WORK ZONE	36" x 24"	-
SC-16	1	R2-1 (35)	SPEED LIMIT (35)	36" x 48"	1



SC-16

PREPARED BY:



MATTHEW ATKINSON, PROJECT ENGINEER
12/18/24 DATE

MARK	CHANGES	RESIDENT ENGINEER	DATE
	NO CHANGES		
FIELD CHANGES			



SAN BERNARDINO COUNTY
DEPARTMENT OF PUBLIC WORKS

DESIGNED BY:	DRAWN BY:	CHECKED BY:	RECOMMENDED BY:
DH	DH	MA	ANTHONY PHAM, P.E. TRAFFIC DIVISION ENGINEERING MANAGER 1/15/25 DATE
LEI (ROCKY) LI, P.E. SUPERVISING ENGINEER 1/15/2025 DATE		GRANT MANN, P.E. DEPUTY DIRECTOR 01/21/25 DATE	

BRIDGE REPLACEMENT ON
NATIONAL TRAILS HIGHWAY
AT 10 BRIDGES
STAGE CONSTRUCTION AND
TRAFFIC HANDLING PLAN
BEACON DITCH - STAGE 1

J.L. REF.	W.O. NO.	PLAN SCALE	SHT. NO.	TOT. SHT'S.
J.L. 11801	H14913	1"=40'	85	240

FILE NO. 586600-120,
586600-110, AND 586600-100

FILE NO. 586600-120, 586600-110, AND 586600-100

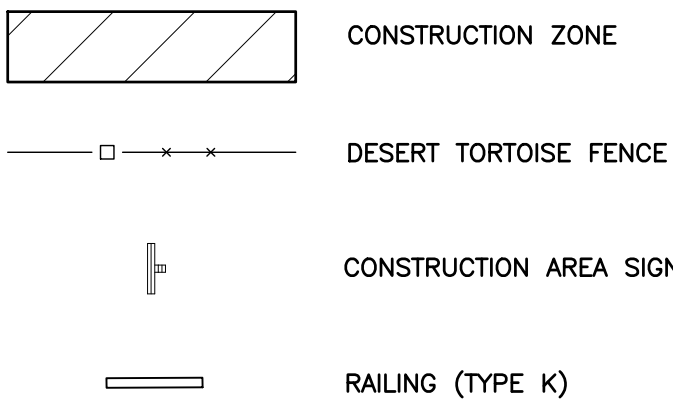
STAGE 1

- ① CONSTRUCT PAVEMENT CONFORMS
② CONSTRUCT DETOUR SHOOFLY

NOTE:

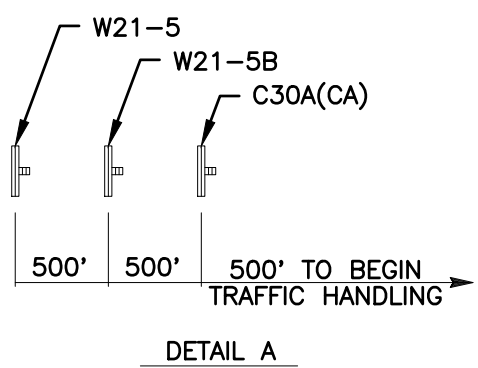
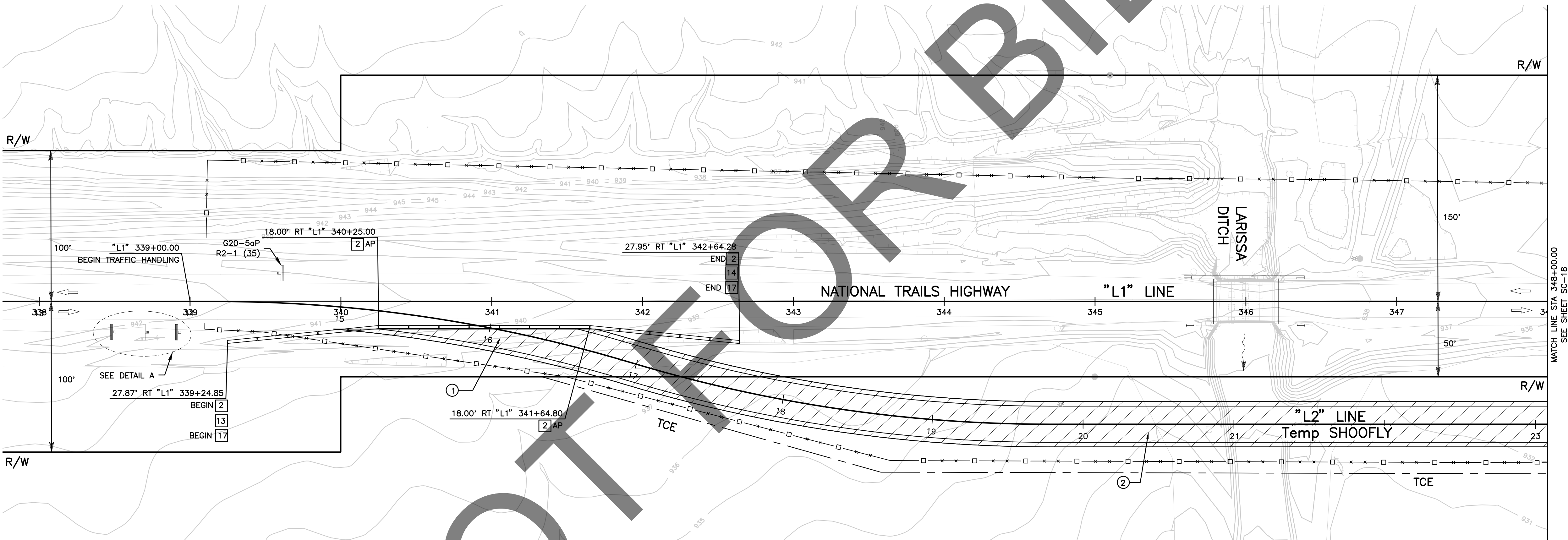
1. ADDITIONAL CONSTRUCTION AREA SIGNS, SEE SHEET CS-1.
2. SIGNS SHOULD BE MOUNTED ON METAL POSTS SIMILAR TO COUNTY STANDARD 303(a) AND 303 (b). SIGNS MOUNTED ON PORTABLE BARRICADES SHALL BE AUTHORIZED AS DIRECTED BY COUNTY REPRESENTATIVE.

LEGEND:



TRAFFIC CONSTRUCTION NOTES

- 2 PLACE TEMPORARY RAILING (TYPE K) PER CALTRANS STD PLAN T3A.
13 PLACE OBJECT MARKER TYPE P (OM-3R) WITH REFLECTIVE MATERIAL ON IMPACT HEAD.
14 PLACE OBJECT MARKER TYPE P (OM-3L) WITH REFLECTIVE MATERIAL ON IMPACT HEAD.
17 INSTALL REFLECTORS ALONG TEMPORARY RAILING (TYPE K) PER CALTRANS SPEC 12-3.20C(1).




CONSTRUCTION AREA SIGN SUMMARY					
SHEET No.	CONSTRUCTION STAGE	TEMPORARY SIGN CODE	TEMPORARY SIGN MESSAGE	PANEL SIZE (IN)	POST SIZE
SC-17	1	W21-5	SHOULDER WORK	48" x 48"	1
SC-17	1	W21-5B	SHOULDER CLOSED (1000 FEET)	48" x 48"	1
SC-17	1	C30A (CA)	SHOULDER CLOSED	30" x 30"	1
SC-17	1	G20-5aP	WORK ZONE	36" x 24"	-
SC-17	1	R2-1 (35)	SPEED LIMIT (35)	36" x 48"	1

* FOR ADDITIONAL CONSTRUCTION AREA SIGNS & PCMS, SEE SHEET CS-1

PREPARED BY:



MARK	CHANGES	RESIDENT ENGINEER	DATE
	NO CHANGES		
FIELD CHANGES			



SAN BERNARDINO COUNTY
DEPARTMENT OF PUBLIC WORKS

DESIGNED BY: DH	DRAWN BY: DH	CHECKED BY: MA	RECOMMENDED BY: ANTHONY PHAM, P.E. TRAFFIC DIVISION ENGINEERING MANAGER DATE: 1/15/25
APPROVED BY: LEI (ROCKY) LI, P.E. SUPERVISING ENGINEER DATE: 1/15/2025			DATE: 01/21/25

BRIDGE REPLACEMENT ON
NATIONAL TRAILS HIGHWAY
AT 10 BRIDGES
STAGE CONSTRUCTION AND
TRAFFIC HANDLING PLAN
LARISSA DITCH - STAGE 1

J.L. REF. J.L. 11804	W.O. NO. H14916	PLAN SCALE 1"=40'	SHT. NO. 86	TOT. SHT'S. 240
-------------------------	--------------------	----------------------	----------------	--------------------

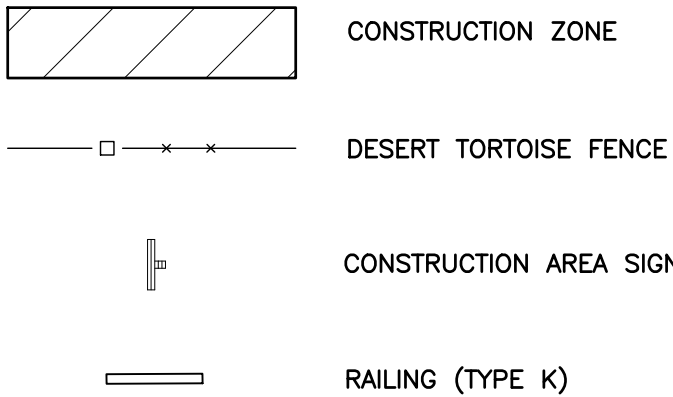
STAGE 1

- ① CONSTRUCT PAVEMENT CONFORMS
② CONSTRUCT DETOUR SHOOLY

NOTE:

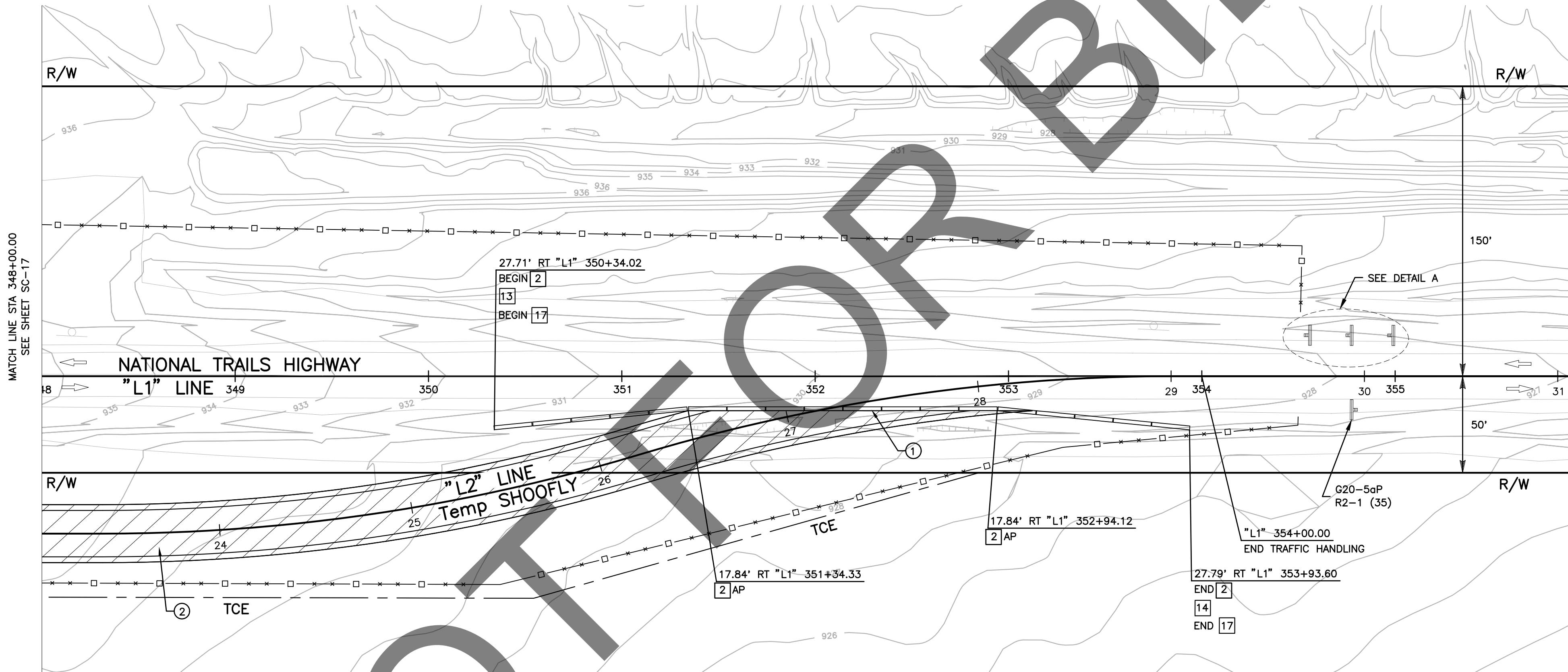
1. ADDITIONAL CONSTRUCTION AREA SIGNS, SEE SHEET CS-1.
2. SIGNS SHOULD BE MOUNTED ON METAL POSTS SIMILAR TO COUNTY STANDARD 303(a) AND 303 (b). SIGNS MOUNTED ON PORTABLE BARRICADES SHALL BE AUTHORIZED AS DIRECTED BY COUNTY REPRESENTATIVE.

LEGEND:



TRAFFIC CONSTRUCTION NOTES

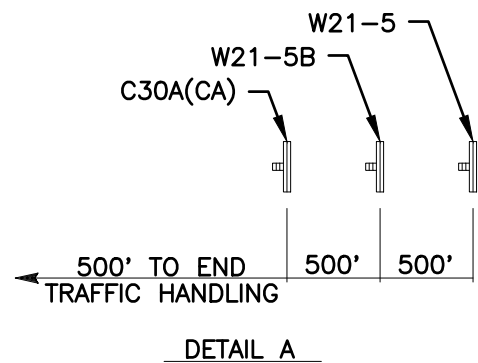
- 2 PLACE TEMPORARY RAILING (TYPE K) PER CALTRANS STD PLAN T3A.
13 PLACE OBJECT MARKER TYPE P (OM-3R) WITH REFLECTIVE MATERIAL ON IMPACT HEAD.
14 PLACE OBJECT MARKER TYPE P (OM-3L) WITH REFLECTIVE MATERIAL ON IMPACT HEAD.
17 INSTALL REFLECTORS ALONG TEMPORARY RAILING (TYPE K) PER CALTRANS SPEC 12-3.20C(1).



CONSTRUCTION AREA SIGN SUMMARY

SHEET No.	CONSTRUCTION STAGE	TEMPORARY SIGN CODE	TEMPORARY SIGN MESSAGE	PANEL SIZE (IN)	POST SIZE
SC-18	1	W21-5	SHOULDER WORK	48" x 48"	1
SC-18	1	W21-5B	SHOULDER CLOSED (1000 FEET)	48" x 48"	1
SC-18	1	C30A (CA)	SHOULDER CLOSED	30" x 30"	1
SC-18	1	G20-5aP	WORK ZONE	36" x 24"	-
SC-18	1	R2-1 (35)	SPEED LIMIT (35)	36" x 48"	1

* FOR ADDITIONAL CONSTRUCTION AREA SIGNS & PCMS, SEE SHEET CS-1



SC-18

PREPARED BY:



MATTHEW ATKINSON, PROJECT ENGINEER

12/18/24 DATE

MARK CHANGES NO CHANGES RESIDENT ENGINEER DATE

FIELD CHANGES



SAN BERNARDINO COUNTY DEPARTMENT OF PUBLIC WORKS

DESIGNED BY: DH DRAWN BY: DH CHECKED BY: MA RECOMMENDED BY: ANTHONY PHAM, P.E. 1/15/25 DATE
APPROVED BY: GRANT MANN, P.E. 01/21/25 DATE
LEI (ROCKY) LI, P.E. 1/15/2025 DATE
SUPERVISING ENGINEER

BRIDGE REPLACEMENT ON NATIONAL TRAILS HIGHWAY AT 10 BRIDGES STAGE CONSTRUCTION AND TRAFFIC HANDLING PLAN LARISSA DITCH - STAGE 1

J.L. REF. W.O. NO. PLAN SCALE SHT. NO. TOT. SHT'S.
J.L. 11804 H14916 1"=40' 87 240

STAGE 1

- ① CONSTRUCT PAVEMENT CONFORMS
② CONSTRUCT DETOUR SHOOFLY

NOTE:

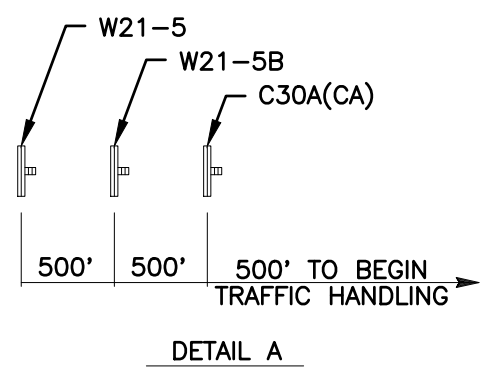
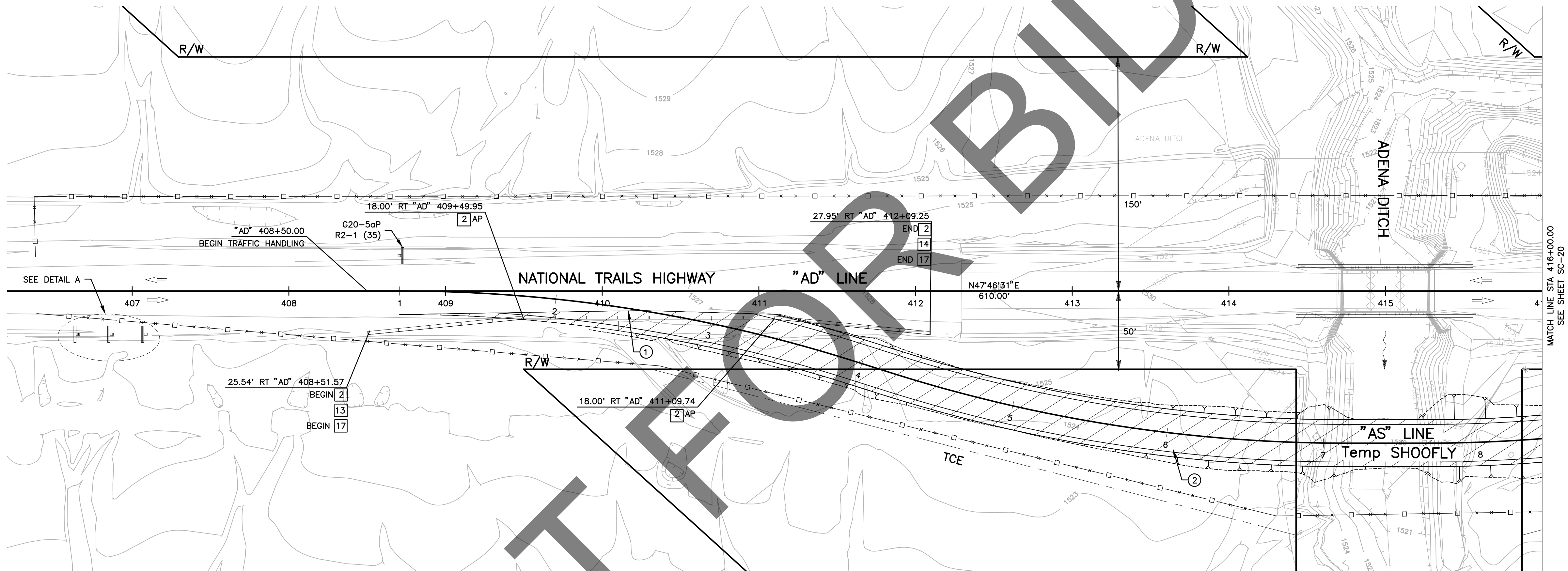
1. ADDITIONAL CONSTRUCTION AREA SIGNS, SEE SHEET CS-1.
2. SIGNS SHOULD BE MOUNTED ON METAL POSTS SIMILAR TO COUNTY STANDARD 303(a) AND 303 (b). SIGNS MOUNTED ON PORTABLE BARRICADES SHALL BE AUTHORIZED AS DIRECTED BY COUNTY REPRESENTATIVE.

LEGEND:

- CONSTRUCTION ZONE
DESERT TORTOISE FENCE
CONSTRUCTION AREA SIGN
RAILING (TYPE K)

TRAFFIC CONSTRUCTION NOTES

- 2 PLACE TEMPORARY RAILING (TYPE K) PER CALTRANS STD PLAN T3A.
13 PLACE OBJECT MARKER TYPE P (OM-3R) WITH REFLECTIVE MATERIAL ON IMPACT HEAD.
14 PLACE OBJECT MARKER TYPE P (OM-3L) WITH REFLECTIVE MATERIAL ON IMPACT HEAD.
17 INSTALL REFLECTORS ALONG TEMPORARY RAILING (TYPE K) PER CALTRANS SPEC 12-3.20C(1).



CONSTRUCTION AREA SIGN SUMMARY					
SHEET No.	CONSTRUCTION STAGE	TEMPORARY SIGN CODE	TEMPORARY SIGN MESSAGE	PANEL SIZE (IN)	POST SIZE
SC-19	1	R11-2	ROAD CLOSED	48" x 30"	BARRICADE
SC-19	1	R5-1	DO NOT ENTER	36" x 36"	BARRICADE
SC-19	1	W20-3	ROAD CLOSED AHEAD (500 FT)	48" x 48"	1
SC-19	1	W20-1	ROAD WORK AHEAD	30" x 30"	-

* FOR ADDITIONAL CONSTRUCTION AREA SIGNS & PCMS, SEE SHEET CS-1

SC-19

PREPARED BY:

DOKKEN
ENGINEERING
110 BLUE RAINE ROAD SUITE 200, FOLSOM, CA 916-858-0642
MATTHEW ATKINSON, PROJECT ENGINEER
12/18/24
DATE

MARK	CHANGES	RESIDENT ENGINEER	DATE
	NO CHANGES		
FIELD CHANGES			



SAN BERNARDINO COUNTY DEPARTMENT OF PUBLIC WORKS			
DESIGNED BY: DH	DRAWN BY: DH	CHECKED BY: MA	RECOMMENDED BY: ANTHONY PHAM, P.E. TRAFFIC DIVISION ENGINEERING MANAGER 1/15/25 DATE
APPROVED BY: LEI (ROCKY) LI, P.E. SUPERVISING ENGINEER 1/15/2025 DATE	APPROVED BY: GRANT MANN, P.E. DEPUTY DIRECTOR 01/21/25 DATE		

BRIDGE REPLACEMENT ON NATIONAL TRAILS HIGHWAY AT 10 BRIDGES STAGE CONSTRUCTION AND TRAFFIC HANDLING PLAN ADENA DITCH - STAGE 1			
J.L. REF. J.L. 11797	W.O. NO. H14853	PLAN SCALE 1"=40'	SHT. NO. 88 TOT. SHT'S. 240

STAGE 1

- ① CONSTRUCT PAVEMENT CONFORMS
② CONSTRUCT DETOUR SHOOFLY

NOTE:

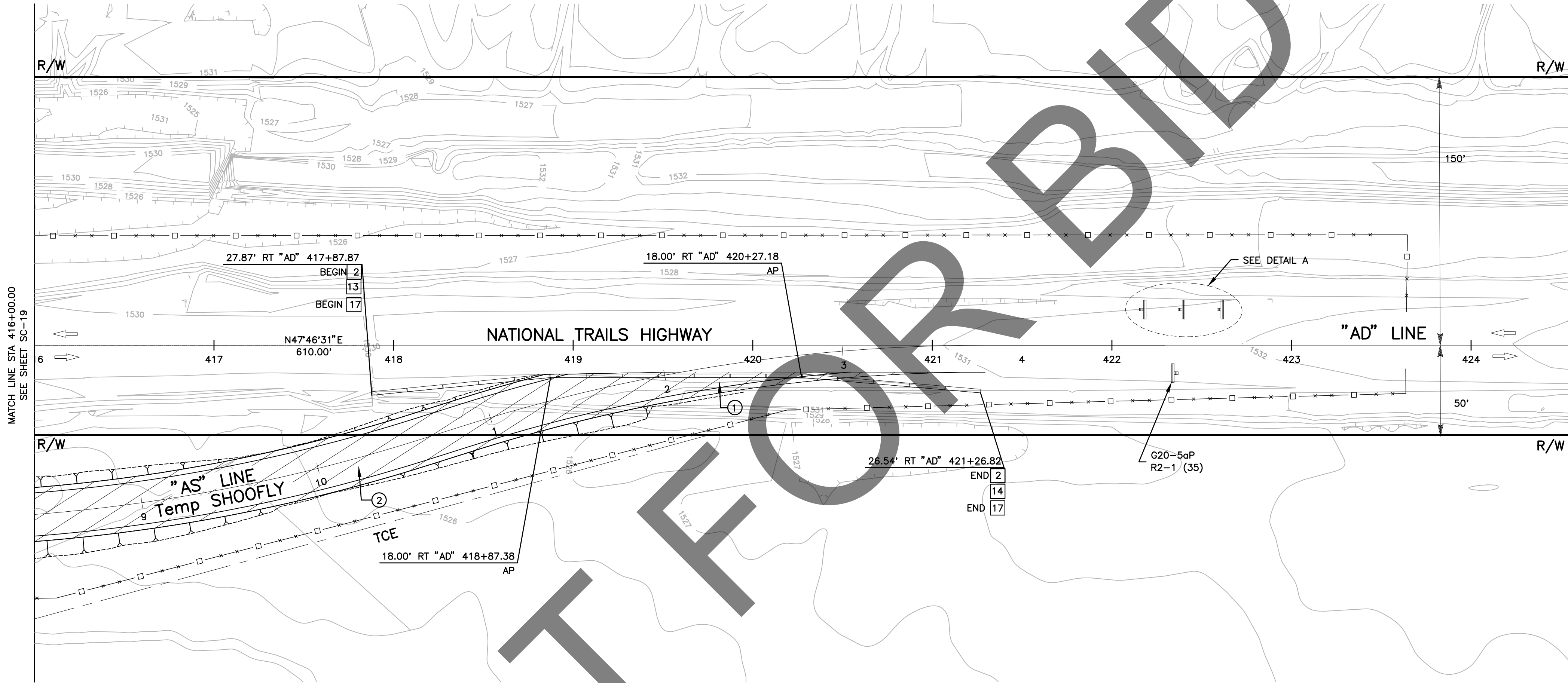
1. ADDITIONAL CONSTRUCTION AREA SIGNS, SEE SHEET CS-1.
2. SIGNS SHOULD BE MOUNTED ON METAL POSTS SIMILAR TO COUNTY STANDARD 303(a) AND 303 (b). SIGNS MOUNTED ON PORTABLE BARRICADES SHALL BE AUTHORIZED AS DIRECTED BY COUNTY REPRESENTATIVE.

LEGEND:

- CONSTRUCTION ZONE
DESERT TORTOISE FENCE
CONSTRUCTION AREA SIGN
RAILING (TYPE K)

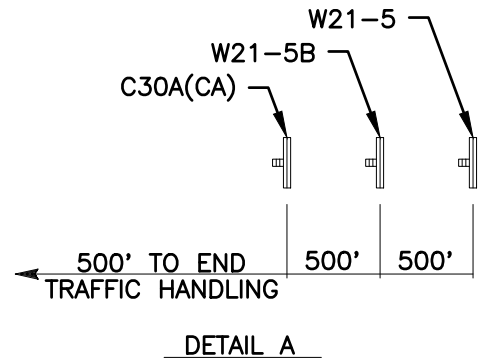
TRAFFIC CONSTRUCTION NOTES

- 2 PLACE TEMPORARY RAILING (TYPE K) PER CALTRANS STD PLAN T3A.
13 PLACE OBJECT MARKER TYPE P (OM-3R) WITH REFLECTIVE MATERIAL ON IMPACT HEAD.
14 PLACE OBJECT MARKER TYPE P (OM-3L) WITH REFLECTIVE MATERIAL ON IMPACT HEAD.
17 INSTALL REFLECTORS ALONG TEMPORARY RAILING (TYPE K) PER CALTRANS SPEC 12-3.20C(1).



CONSTRUCTION AREA SIGN SUMMARY					
SHEET No.	CONSTRUCTION STAGE	TEMPORARY SIGN CODE	TEMPORARY SIGN MESSAGE	PANEL SIZE (IN)	POST SIZE
SC-20	1	R11-2	ROAD CLOSED	48" x 30"	BARRICADE
SC-20	1	R5-1	DO NOT ENTER	36" x 36"	BARRICADE
SC-20	1	W20-3	ROAD CLOSED AHEAD (500 FT)	48" x 48"	1
SC-20	1	W20-1	ROAD WORK AHEAD	30" x 30"	-

* FOR ADDITIONAL CONSTRUCTION AREA SIGNS & PCMS, SEE SHEET CS-1



Type text here

SC-20

PREPARED BY:

DOKKEN ENGINEERING
110 BLUE RAVINE ROAD SUITE 200, FOLSOM CA, 916-858-0642
MATTHEW ATKINSON, PROJECT ENGINEER
12/18/24 DATE

MARK	CHANGES	RESIDENT ENGINEER	DATE
	NO CHANGES		
FIELD CHANGES			



SAN BERNARDINO COUNTY DEPARTMENT OF PUBLIC WORKS			
DESIGNED BY: DH	DRAWN BY: DH	CHECKED BY: MA	RECOMMENDED BY: ANTHONY PHAM, P.E. TRAFFIC DIVISION ENGINEERING MANAGER 1/15/25 DATE
LEI (ROCKY) LI, P.E. SUPERVISING ENGINEER 1/15/2025 DATE		APPROVED BY: GRANT MANN, P.E. DEPUTY DIRECTOR 01/21/25 DATE	

BRIDGE REPLACEMENT ON NATIONAL TRAILS HIGHWAY AT 10 BRIDGES STAGE CONSTRUCTION AND TRAFFIC HANDLING PLAN ADENA DITCH - STAGE 1			
J.L. REF. J.L. 11797	W.O. NO. H14853	PLAN SCALE 1"=40'	SHT. NO. 89 TOT. SHT'S. 240

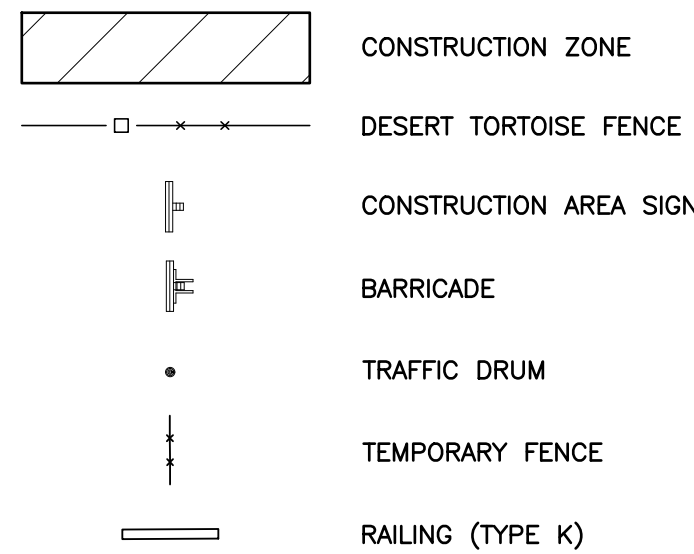
STAGE 2

- ① SHIFT TRAFFIC
② CONSTRUCT APPROACHES AND BRIDGE

NOTE:

1. ADDITIONAL CONSTRUCTION AREA SIGNS, SEE SHEET CS-1.
2. SIGNS SHOULD BE MOUNTED ON METAL POSTS SIMILAR TO COUNTY STANDARD 303(a) AND 303 (b). SIGNS MOUNTED ON PORTABLE BARRICADES SHALL BE AUTHORIZED AS DIRECTED BY COUNTY REPRESENTATIVE.

LEGEND:

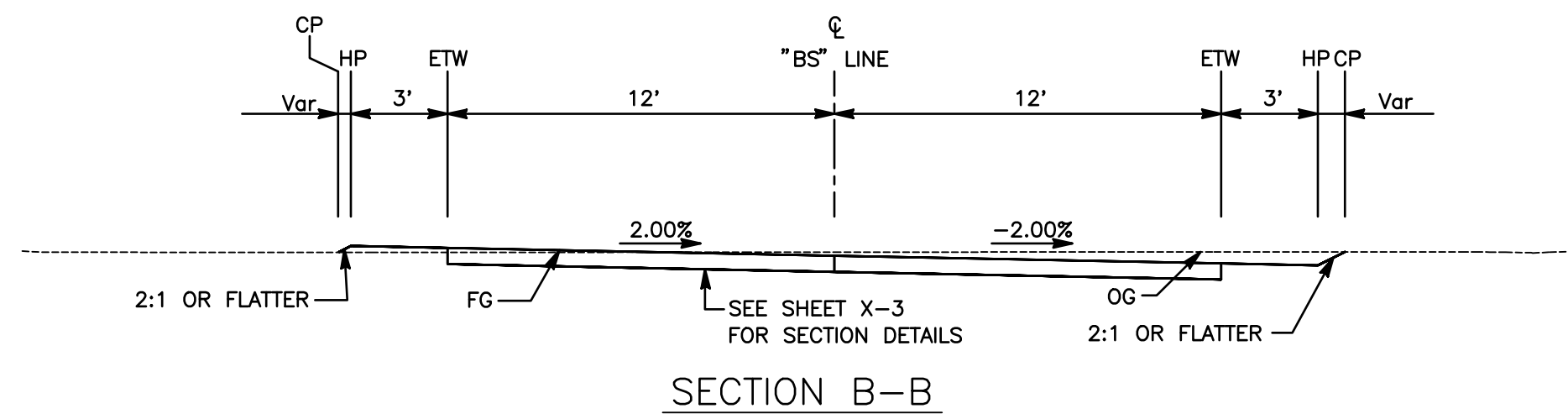
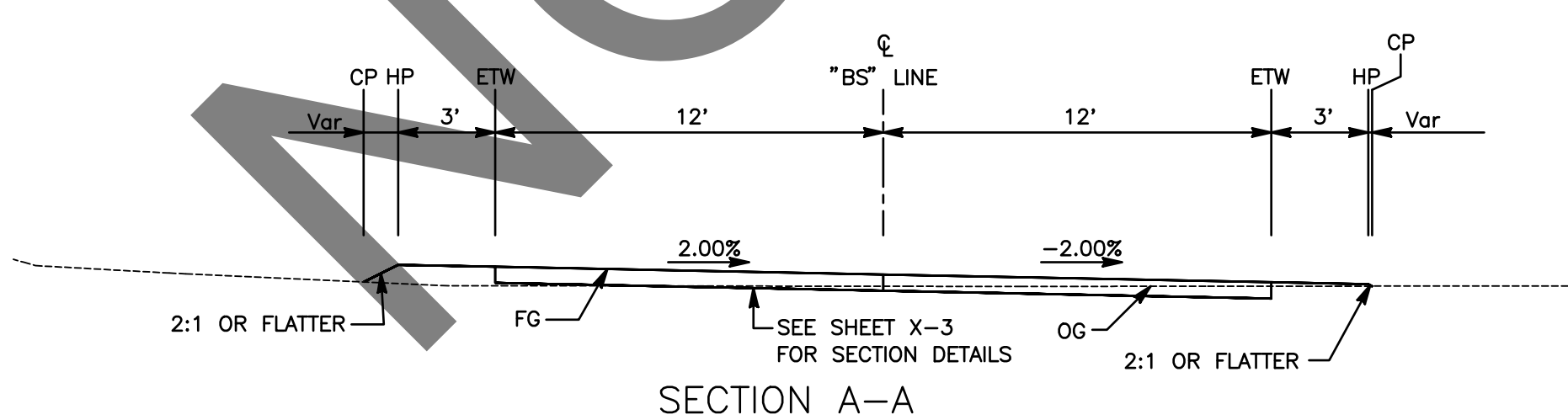
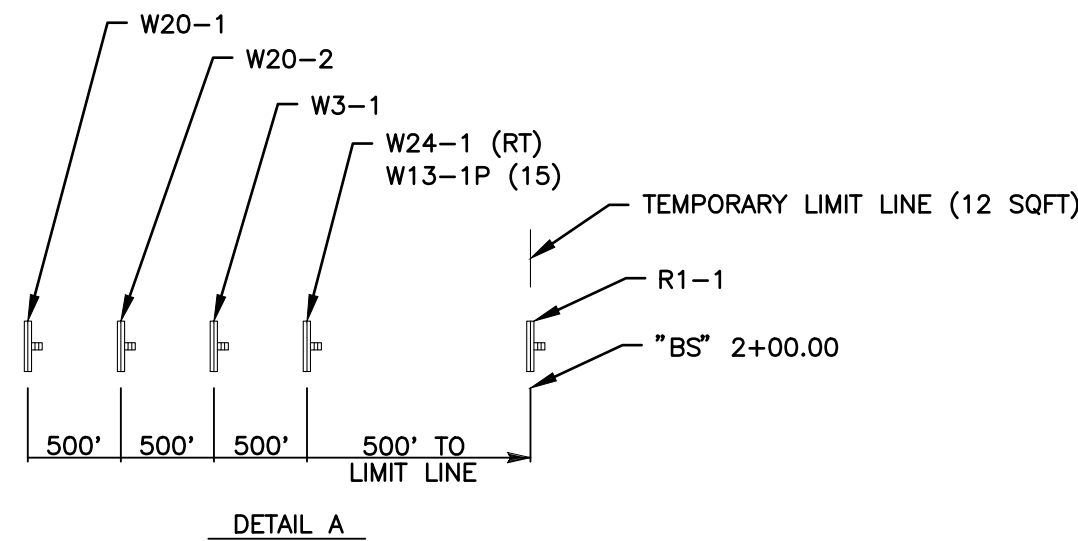
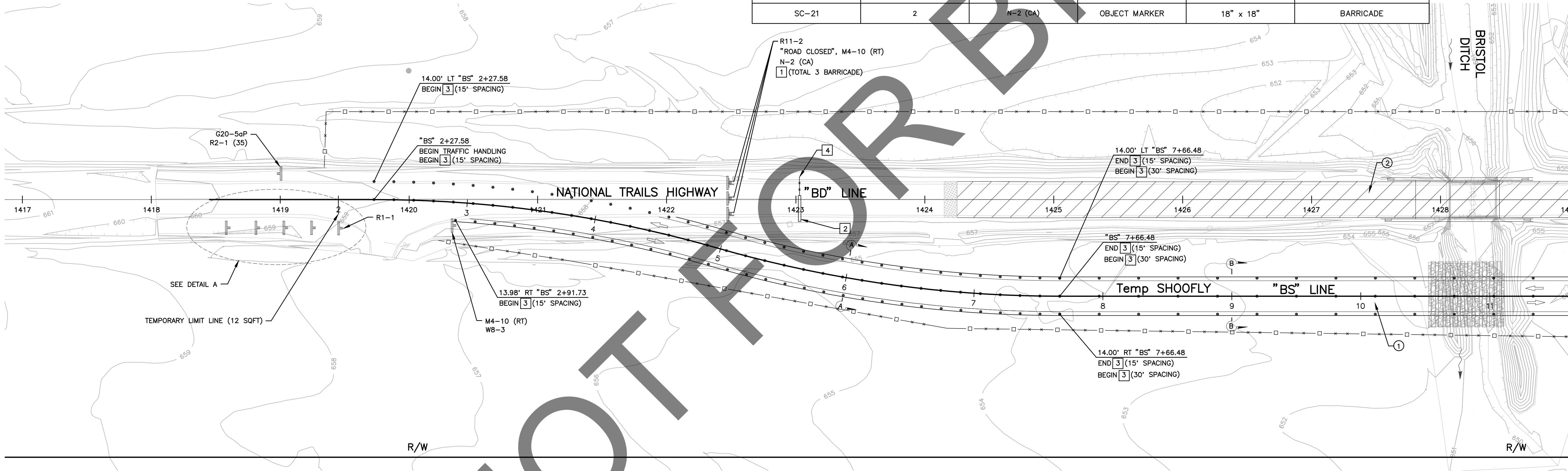


TRAFFIC CONSTRUCTION NOTES

- 1 PLACE TYPE III BARRICADE, PER CALTRANS STD PLAN A73C.
2 PLACE TEMPORARY RAILING (TYPE K) PER CALTRANS STD PLAN T3A.
3 PLACE TRAFFIC DRUMS PER CA MUTCD 2014, SECTION 6F.63.
4 PLACE TEMPORARY FENCE (TYPE CL-6).

CONSTRUCTION AREA SIGN SUMMARY

SHEET No.	CONSTRUCTION STAGE	TEMPORARY SIGN CODE	TEMPORARY SIGN MESSAGE	PANEL SIZE (IN)	2" SQUARE STEEL POST (SEE NOTE 2)
SC-21	2	R11-2	ROAD CLOSED	48" x 30"	BARRICADE
SC-21	2	M4-10 (RT)	DETOUR	48" x 18"	2
SC-21	2	M4-10 (RT)	DETOUR	48" x 18"	2
SC-21	2	W8-3	PAVEMENT ENDS	48" x 48"	-
SC-21	2	W20-1	ROAD WORK AHEAD	48" x 48"	1
SC-21	2	W3-1	STOP SIGN AHEAD	48" x 48"	1
SC-21	2	W20-2	DETOUR AHEAD	48" x 48"	1
SC-21	2	R1-1	STOP SIGN	30" x 30"	1
SC-21	2	W24-1 (RT)	DOUBLE REVERSE CURVE	48" x 48"	2
SC-21	2	W13-1P	ADVISORY SPEED (15 MPH)	30" x 30"	-
SC-21	2	G20-50P	WORK ZONE	36" x 24"	-
SC-21	2	R2-1 (35)	SPEED LIMIT (35)	36" x 48"	1
SC-21	2	N-2 (CA)	OBJECT MARKER	18" x 18"	BARRICADE



SC-21


PREPARED BY:

DOKKEN
ENGINEERING
110 BLUE RAINE ROAD SUITE 200, FOLSOM, CA 916-858-0642

Matthew Atkinson, Project Engineer
12/16/24
DATE

MARK	CHANGES	RESIDENT ENGINEER	DATE
	NO CHANGES		

FIELD CHANGES



SAN BERNARDINO COUNTY
DEPARTMENT OF PUBLIC WORKS

DESIGNED BY:	DRAWN BY:	CHECKED BY:	RECOMMENDED BY:
DH	DH	MA	Chris Nguyen, P.E., Transportation Design Engineering Manager
LEI (Rocky) LI, P.E., Supervising Engineer	1/15/2025	DATE	1/16/2025

BRIDGE REPLACEMENT ON
NATIONAL TRAILS HIGHWAY
AT 10 BRIDGES
STAGE CONSTRUCTION AND
TRAFFIC HANDLING PLAN
BRISTOL DITCH - STAGE 2

J.L. REF.	W.O. NO.	PLAN SCALE	SHT. NO.	TOT. SHT'S.
J.L. 11798	H14910	1"=40'	90	240

FILE NO. 586600-120,
586600-110, AND 586600-100MATCH LINE STA 1429+00.00
SEE SHEET SC-22

FILE NO. 586600-120, 586600-110, AND 586600-100

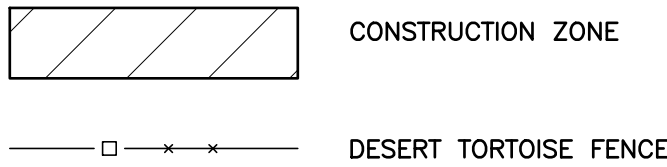
STAGE 2

- ① SHIFT TRAFFIC
② CONSTRUCT APPROACHES AND BRIDGE

NOTE:

1. ADDITIONAL CONSTRUCTION AREA SIGNS, SEE SHEET SC-1.
2. SIGNS SHOULD BE MOUNTED ON METAL POSTS SIMILAR TO COUNTY STANDARD 303(a) AND 303 (b). SIGNS MOUNTED ON PORTABLE BARRICADES SHALL BE AUTHORIZED AS DIRECTED BY COUNTY REPRESENTATIVE.

LEGEND:

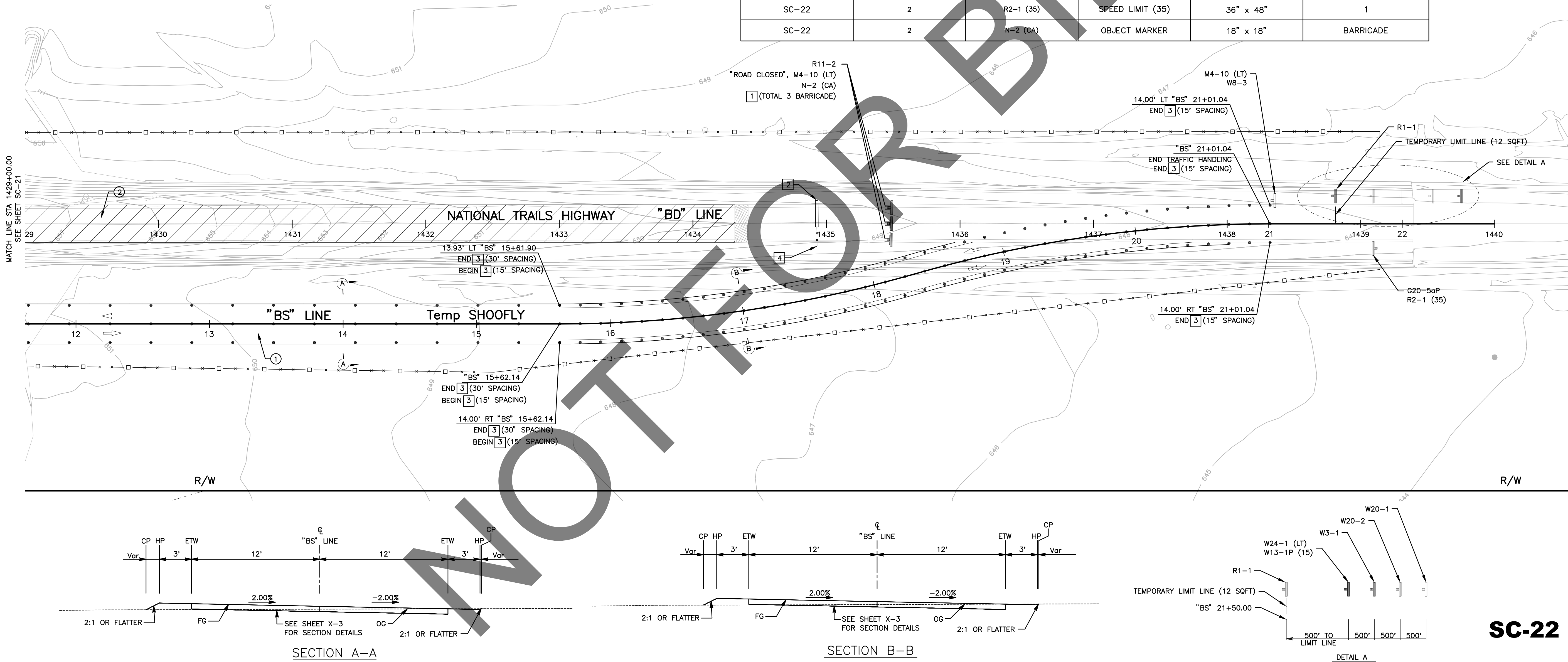


TRAFFIC CONSTRUCTION NOTES

- 1 PLACE TYPE III BARRICADE, PER CALTRANS STD PLAN A73C.
2 PLACE TEMPORARY RAILING (TYPE K) PER CALTRANS STD PLAN T3A.
3 PLACE TRAFFIC DRUMS PER CA MUTCD 2014, SECTION 6F.63.
4 PLACE TEMPORARY FENCE (TYPE CL-6).

CONSTRUCTION AREA SIGN SUMMARY

SHEET No.	CONSTRUCTION STAGE	TEMPORARY SIGN CODE	TEMPORARY SIGN MESSAGE	PANEL SIZE (IN)	2" SQUARE STEEL POST (SEE NOTE 2)
SC-22	2	R11-2	ROAD CLOSED	48" x 30"	BARRICADE
SC-22	2	M4-10 (LT)	DETOUR	48" x 18"	2
SC-22	2	M4-10 (LT)	DETOUR	48" x 18"	2
SC-22	2	W8-3	PAVEMENT ENDS	48" x 48"	-
SC-22	2	W20-1	ROAD WORK AHEAD	48" x 48"	1
SC-22	2	W3-1	STOP SIGN AHEAD	48" x 48"	1
SC-22	2	W20-2	DETOUR AHEAD	48" x 48"	1
SC-22	2	R1-1	STOP SIGN	30" x 30"	1
SC-22	2	W24-1 (LT)	DOUBLE REVERSE CURVE	48" x 48"	2
SC-22	2	W13-1P	ADVISORY SPEED (15 MPH)	30" x 30"	-
SC-22	2	G20-5aP	WORK ZONE	36" x 24"	-
SC-22	2	R2-1 (35)	SPEED LIMIT (35)	36" x 48"	1
SC-22	2	N-2 (CA)	OBJECT MARKER	18" x 18"	BARRICADE



PREPARED BY:




110 BLUE RAINE ROAD SUITE 200, FOLSOM CA, 916-858-0642

MATTHEW ATKINSON, PROJECT ENGINEER

12/18/24
DATE

MARK	CHANGES	RESIDENT ENGINEER	DATE
	NO CHANGES		

FIELD CHANGES



SAN BERNARDINO COUNTY
DEPARTMENT OF PUBLIC WORKS

DESIGNED BY:	DRAWN BY:	CHECKED BY:	RECOMMENDED BY:
DH	DH	MA	CHRIS NGUYEN, P.E. TRANSPORTATION DESIGN ENGINEERING MANAGER 1/14/2025
LEI (ROCKY) LI, P.E. SUPERVISING ENGINEER	1/15/2025 DATE		APPROVED BY: MERVAT R. MIKHAIL, P.E. DEPUTY DIRECTOR 1/16/2025 DATE

BRIDGE REPLACEMENT ON
NATIONAL TRAILS HIGHWAY
AT 10 BRIDGES
STAGE CONSTRUCTION AND
TRAFFIC HANDLING PLAN
BRISTOL DITCH - STAGE 2

J.L. REF.	W.O. NO.	PLAN SCALE	SHT. NO.	TOT. SHT'S.
J.L. 11798	H14910	1"=40'	91	240

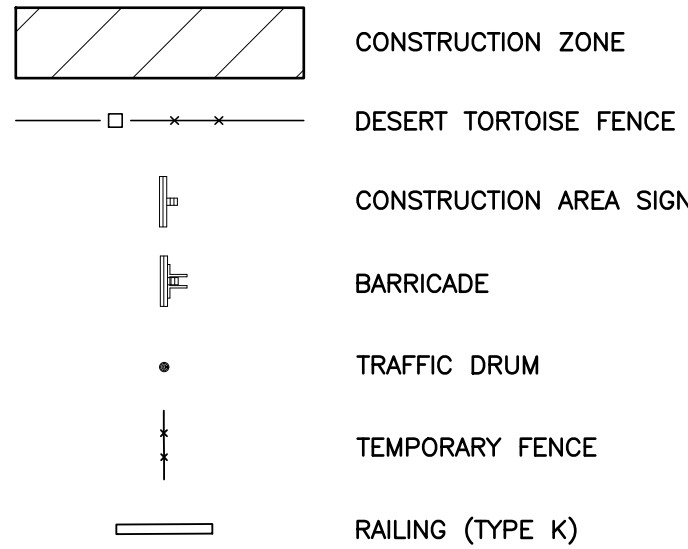
STAGE 2

- ① SHIFT TRAFFIC
② CONSTRUCT APPROACHES AND BRIDGE

NOTE:

1. ADDITIONAL CONSTRUCTION AREA SIGNS, SEE SHEET SC-1.
2. SIGNS SHOULD BE MOUNTED ON METAL POSTS SIMILAR TO COUNTY STANDARD 303(a) AND 303 (b). SIGNS MOUNTED ON PORTABLE BARRICADES SHALL BE AUTHORIZED AS DIRECTED BY COUNTY REPRESENTATIVE.

LEGEND:

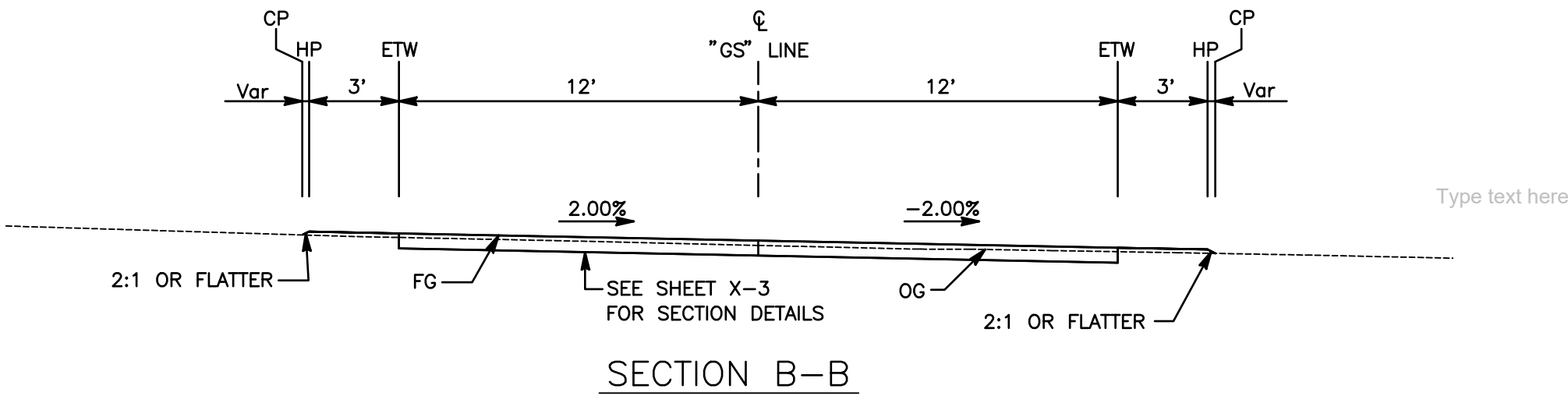
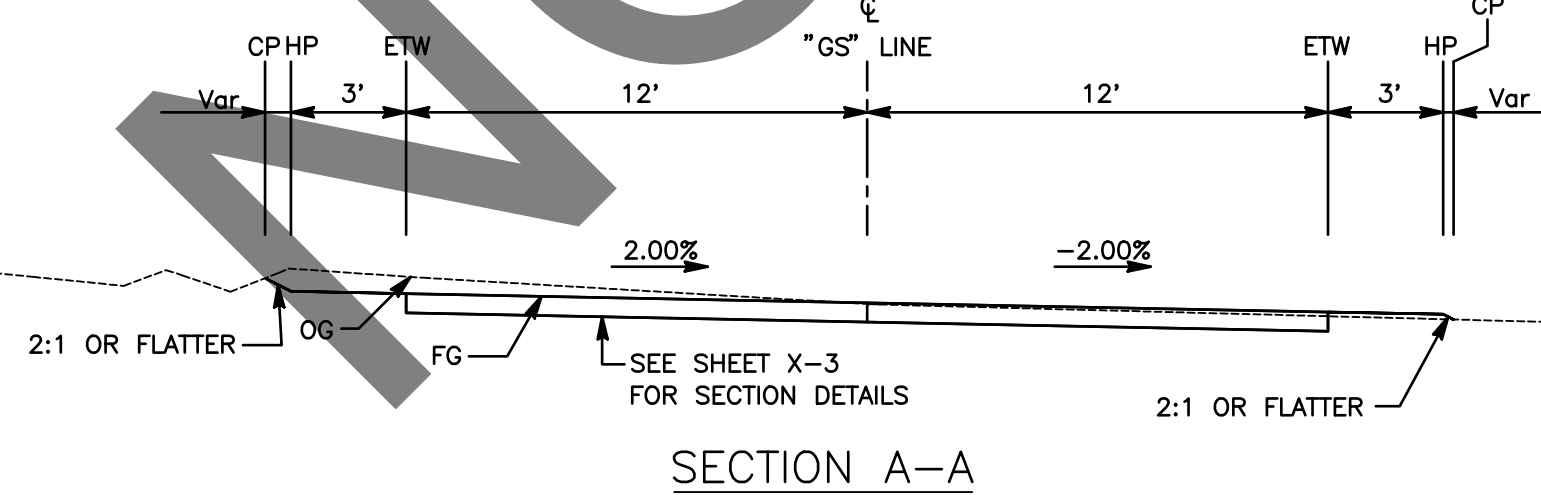
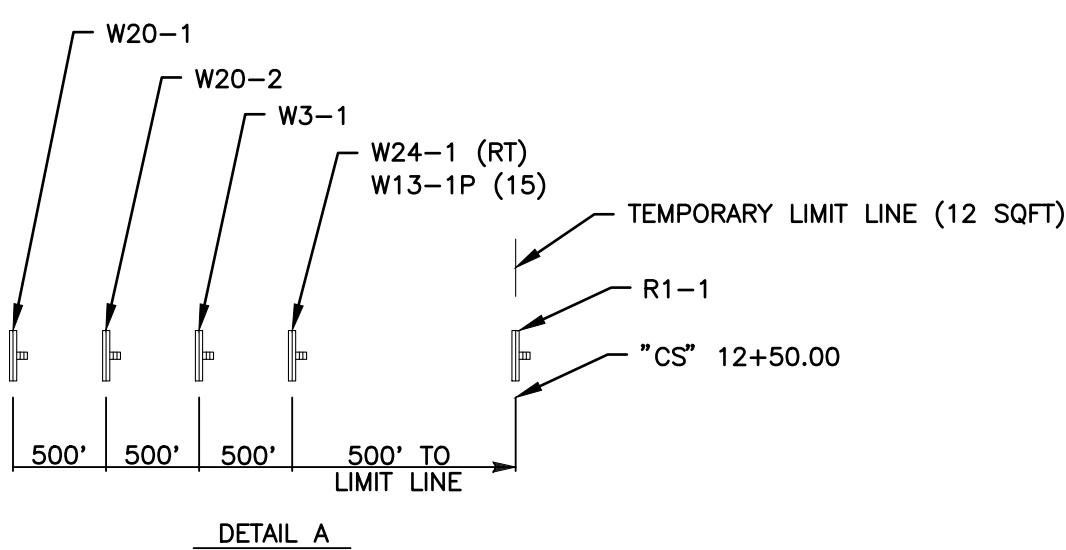
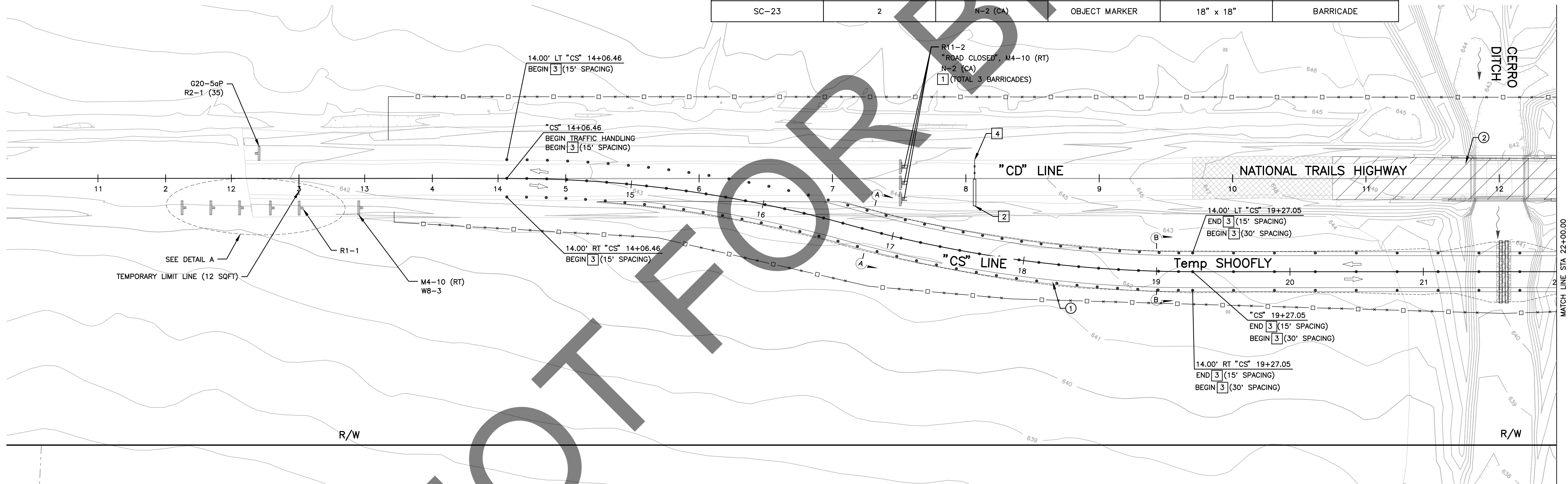


TRAFFIC CONSTRUCTION NOTES

- 1 PLACE TYPE III BARRICADE, PER CALTRANS STD PLAN A73C.
2 PLACE TEMPORARY RAILING (TYPE K) PER CALTRANS STD PLAN T3A.
3 PLACE TRAFFIC PER CA MUTCD 2014, SECTION 6F.63
4 PLACE TEMPORARY FENCE (TYPE CL-6)

CONSTRUCTION AREA SIGN SUMMARY

SHEET No.	CONSTRUCTION STAGE	TEMPORARY SIGN CODE	TEMPORARY SIGN MESSAGE	PANEL SIZE (IN)	2" SQUARE STEEL POST (SEE NOTE 2)
SC-23	2	R11-2	ROAD CLOSED	48" x 30"	BARRICADE
SC-23	2	M4-10 (RT)	DETOUR	48" x 18"	2
SC-23	2	M4-10 (RT)	DETOUR	48" x 18"	2
SC-23	2	W8-3	PAVEMENT ENDS	48" x 48"	-
SC-23	2	W20-1	ROAD WORK AHEAD	48" x 48"	1
SC-23	2	W3-1	STOP SIGN AHEAD	48" x 48"	1
SC-23	2	W20-2	DETOUR AHEAD	48" x 48"	1
SC-23	2	R1-1	STOP SIGN	30" x 30"	1
SC-23	2	W24-1 (RT)	DOUBLE REVERSE CURVE	48" x 48"	2
SC-23	2	W13-1P	ADVISORY SPEED (15 MPH)	30" x 30"	-
SC-23	2	G20-5aP	WORK ZONE	36" x 24"	-
SC-23	2	R2-1 (35)	SPEED LIMIT (35)	36" x 48"	1
SC-23	2	N-2 (CA)	OBJECT MARKER	18" x 18"	BARRICADE




SC-23

PREPARED BY:

DOKKEN
ENGINEERING
110 BLUE RAINE ROAD SUITE 200, FOLSOM CA, 916-858-0642

MATTHEW ATKINSON, PROJECT ENGINEER
12/16/24
DATE

MARK	CHANGES	RESIDENT ENGINEER	DATE
	NO CHANGES		
FIELD CHANGES			



SAN BERNARDINO COUNTY
DEPARTMENT OF PUBLIC WORKS

DESIGNED BY:	DRAWN BY:	CHECKED BY:	RECOMMENDED BY:
DH	DH	MA	ANTHONY PHAM, P.E. TRAFFIC DIVISION ENGINEERING MANAGER
LEI (ROCKY) LI, P.E. SUPERVISING ENGINEER	1/15/2025 DATE	01/21/25 DATE	01/21/25 DATE

BRIDGE REPLACEMENT ON
NATIONAL TRAILS HIGHWAY
AT 10 BRIDGES
STAGE CONSTRUCTION AND
TRAFFIC HANDLING PLAN
CERRO DITCH - STAGE 2

J.L. REF.	W.O. NO.	PLAN SCALE	SHT. NO.	TOT. SHT'S.
J.L. 11800	H14912	1"=40'	92	240

FILE NO. 586600-120,
586600-110, AND 586600-100

FILE NO. 586600-120, 586600-110, AND 586600-100

STAGE 2

- ① SHIFT TRAFFIC
② CONSTRUCT APPROACHES AND BRIDGE

NOTE:

1. ADDITIONAL CONSTRUCTION AREA SIGNS, SEE SHEET CS-1.
2. SIGNS SHOULD BE MOUNTED ON METAL POSTS SIMILAR TO COUNTY STANDARD 303(a) AND 303 (b). SIGNS MOUNTED ON PORTABLE BARRICADES SHALL BE AUTHORIZED AS DIRECTED BY COUNTY REPRESENTATIVE.

LEGEND:

- CONSTRUCTION ZONE
DESERT TORTOISE FENCE
CONSTRUCTION AREA SIGN
BARRICADE
TRAFFIC DRUM
TEMPORARY FENCE
RAILING (TYPE K)

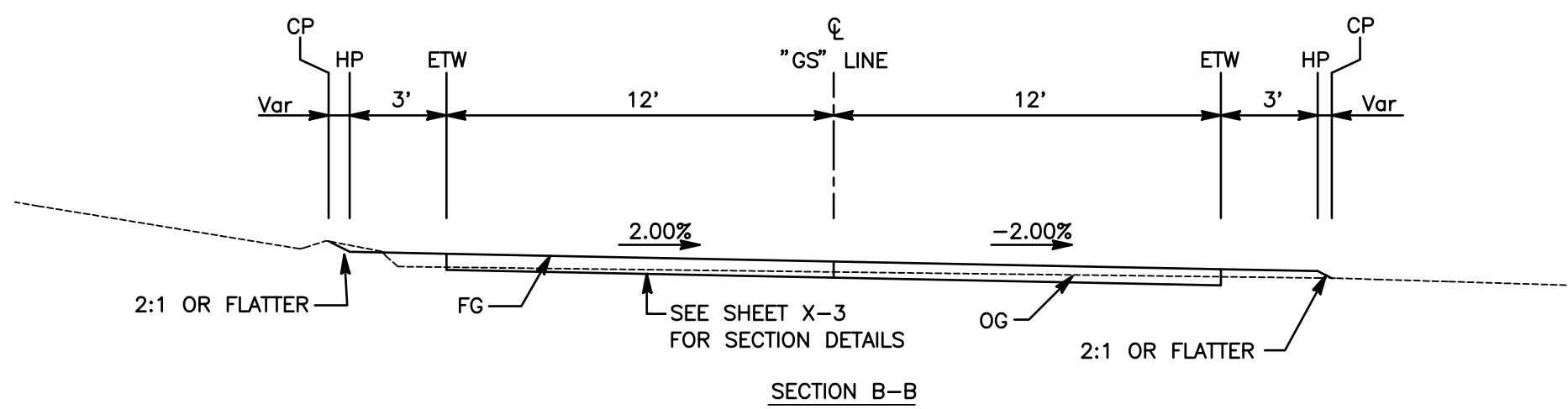
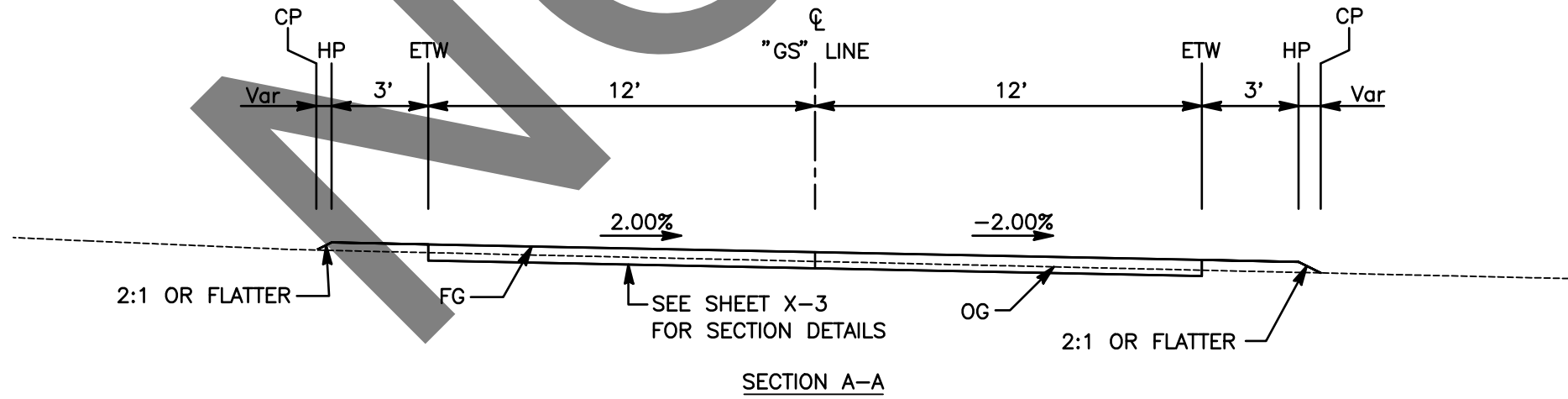
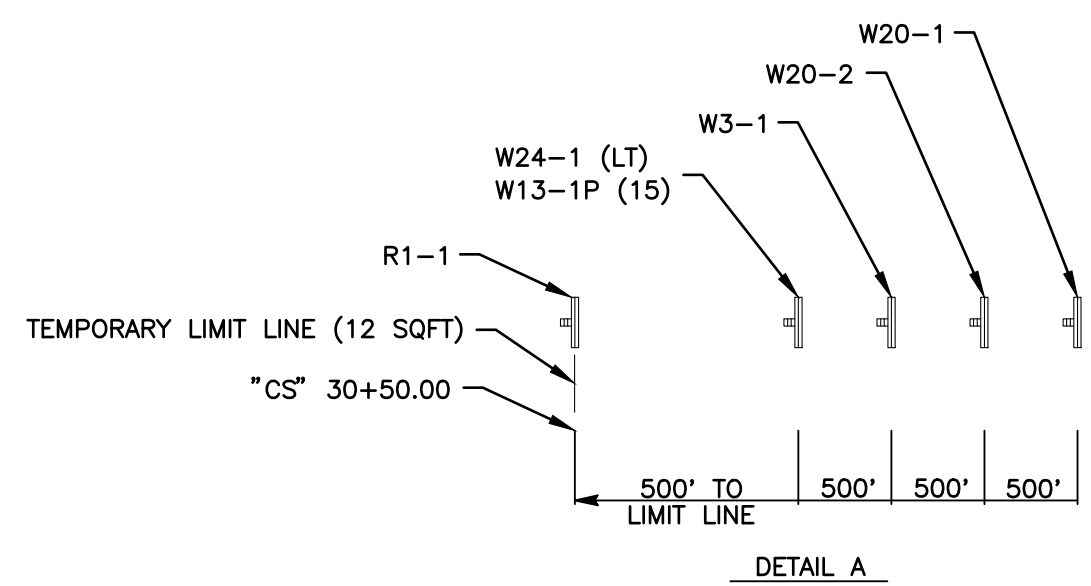
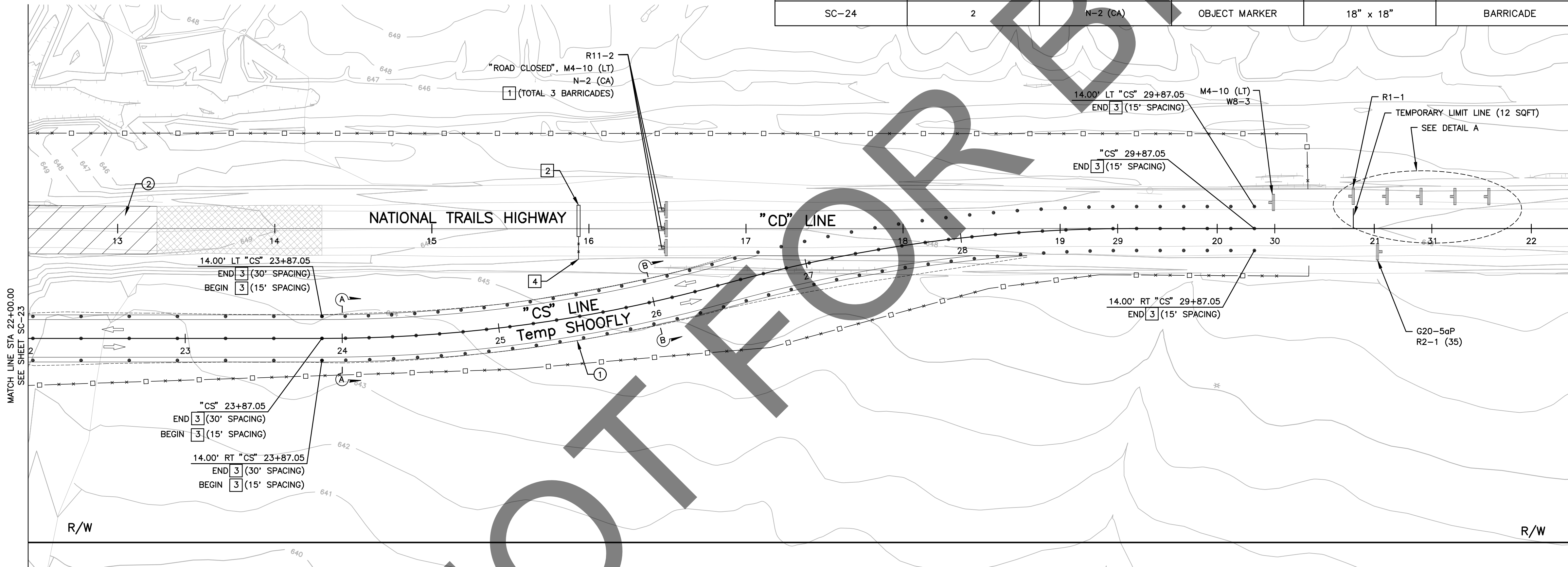


TRAFFIC CONSTRUCTION NOTES

- 1 PLACE TYPE III BARRICADE, PER CALTRANS STD PLAN A73C.
2 PLACE TEMPORARY RAILING (TYPE K) PER CALTRANS STD PLAN T3A.
3 PLACE TRAFFIC DRUMS PER CA MUTCD 2014, SECTION 6F.63.
4 PLACE TEMPORARY FENCE (TYPE CL-6).

CONSTRUCTION AREA SIGN SUMMARY

SHEET No.	CONSTRUCTION STAGE	TEMPORARY SIGN CODE	TEMPORARY SIGN MESSAGE	PANEL SIZE (IN)	2" SQUARE STEEL POST (SEE NOTE 2)
SC-24	2	R11-2	ROAD CLOSED	48" x 30"	BARRICADE
SC-24	2	M4-10 (LT)	DETOUR	48" x 18"	1
SC-24	2	M4-10 (LT)	DETOUR	48" x 18"	1
SC-24	2	W8-3	PAVEMENT ENDS	48" x 48"	-
SC-24	2	W20-1	ROAD WORK AHEAD	48" x 48"	1
SC-24	2	W3-1	STOP SIGN AHEAD	48" x 48"	1
SC-24	2	W20-2	DETOUR AHEAD	48" x 48"	1
SC-24	2	R1-1	STOP SIGN	30" x 30"	1
SC-24	2	W24-1 (LT)	DOUBLE REVERSE CURVE	48" x 48"	2
SC-24	2	W13-1P	ADVISORY SPEED (15 MPH)	30" x 30"	-
SC-24	2	G20-50P	WORK ZONE	36" x 24"	-
SC-24	2	R2-1	SPEED LIMIT (35)	36" x 48"	1
SC-24	2	N-2 (CA)	OBJECT MARKER	18" x 18"	BARRICADE




SC-24

PREPARED BY:

DOKKEN
ENGINEERING
110 BLUE RAINE ROAD SUITE 200, FOLSOM CA, 916-858-0642

MATTHEW ATKINSON, PROJECT ENGINEER
12/16/24
DATE

MARK	CHANGES	RESIDENT ENGINEER	DATE
	NO CHANGES		



SAN BERNARDINO COUNTY DEPARTMENT OF PUBLIC WORKS			
DESIGNED BY: DH	DRAWN BY: DH	CHECKED BY: MA	RECOMMENDED BY: ANTHONY PHAM, P.E. TRAFFIC DIVISION ENGINEERING MANAGER 1/15/25 DATE
APPROVED BY: LEI (ROCKY) LI, P.E. SUPERVISING ENGINEER 1/15/2025 DATE			APPROVED BY: GRANT MANN, P.E. DEPUTY DIRECTOR 01/21/25 DATE

BRIDGE REPLACEMENT ON NATIONAL TRAILS HIGHWAY AT 10 BRIDGES STAGE CONSTRUCTION AND TRAFFIC HANDLING PLAN CERRO DITCH - STAGE 2			
J.L. REF. J.L. 11800	W.O. NO. H14912	PLAN SCALE 1"=40'	SHT. NO. 93
		TOT. SHT'S. 240	