

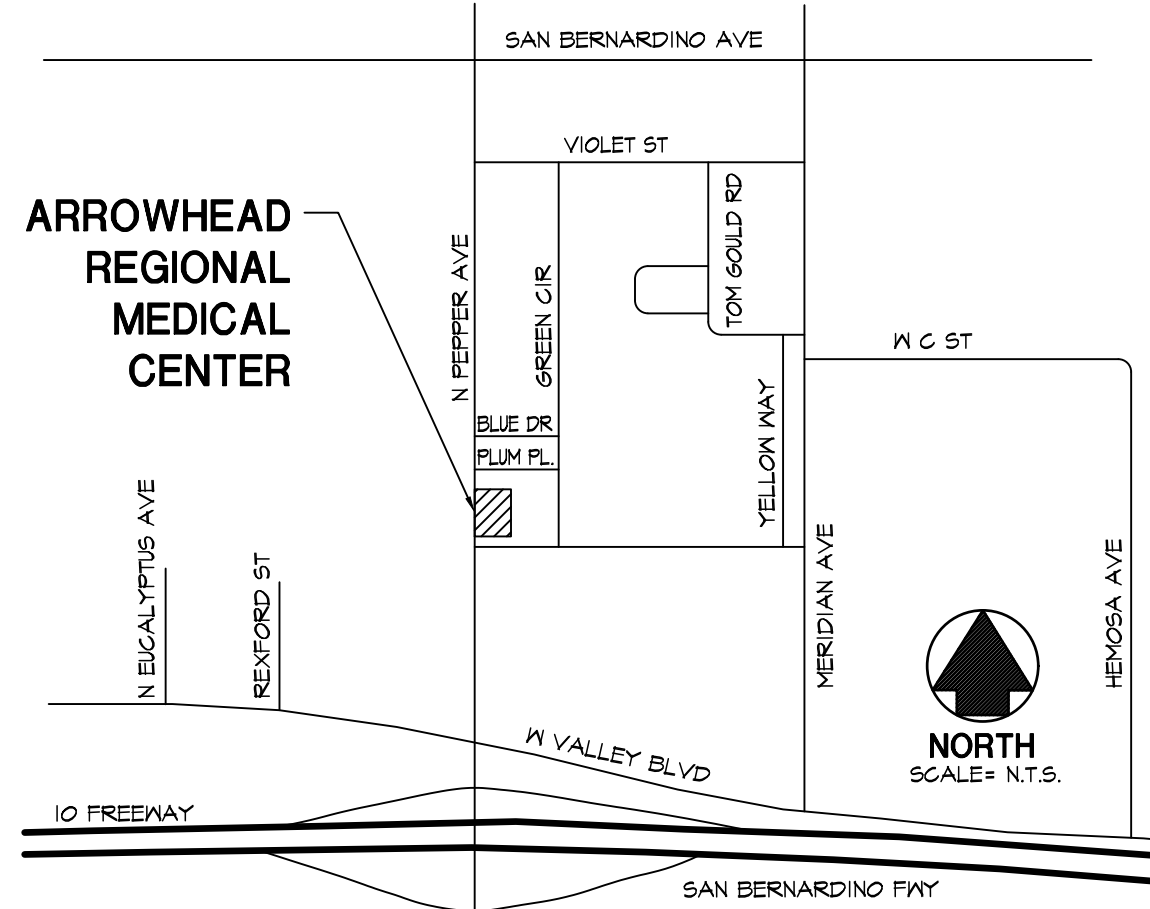
ELEVATOR MODERNIZATION ELEVATORS 1 & 2

FOR

ARROWHEAD REGIONAL MEDICAL CENTER

400 N. PEPPER AVE. COLTON CA. 92324
SAN BERNARDINO COUNTY, CALIFORNIA
WBSE# 10.10.1057

VICINITY MAP



PROJECT DATA

APPLICABLE CODES: PER 2019 CBC CHAPTER 35

- 2019 CALIFORNIA ADMINISTRATIVE CODE (CAC)
- 2019 CALIFORNIA CODE OF REGULATIONS (CCR) PART 1, TITLE 24, CALIFORNIA CODE OF REGULATIONS (CCR)
- 2019 CALIFORNIA BUILDING CODE (CBC)
- 2019 CALIFORNIA ELECTRICAL CODE (CEC)
- 2019 CALIFORNIA FIRE CODE (FC)
- 2019 CALIFORNIA GREEN BUILDING STANDARDS CODE (CALGREEN)
- 2019 CALIFORNIA MECHANICAL CODE (CMC)
- 2019 CALIFORNIA PLUMBING CODE (CPC)
- 2019 CALIFORNIA UNIFORM MECHANICAL CODE (UMC)
- 2019 CALIFORNIA UNIFORM PLUMBING CODE (UPC)
- 2019 CALIFORNIA ENERGY CODE (CEC)
- 2019 CALIFORNIA HISTORICAL BUILDING CODE (CHBC)
- 2019 CALIFORNIA FIRE CODE (FC)
- 2019 CALIFORNIA FIRE CODE (FC) PART 9, TITLE 24, CCR
- 2019 CALIFORNIA EXISTING BUILDING CODE (CEBC)
- 2019 CALIFORNIA GREEN BUILDING STANDARDS CODE (CALGREEN)
- 2019 CALIFORNIA REFERENCED STANDARDS CODE (GRSC)
- 2019 NFA 101 LIFE SAFETY CODE
- 2019 NFA 99 HEALTHCARE FACILITIES CODE
- 2019 NFA 101 LIFE SAFETY CODE

THE JOINT COMMISSION REQUIRES REFERENCE TO THE FOLLOWING CODES:

- 2019 NFA 101 LIFE SAFETY CODE
- 2019 NFA 99 HEALTHCARE FACILITIES CODE
- 2019 NFA 101 LIFE SAFETY CODE

NEW AND EXISTING CONSTRUCTION:
TYPE I-A, THE BUILDING IS FULLY SPRINKLERED BY AUTOMATIC FIRE SPRINKLER SYSTEM

BUILDING HEIGHT:
SIX STORY BUILDING - 105'-0" ROOF HEIGHT

CONSTRUCTION TYPE: TYPE I-A

EXISTING BUILDING ELEMENTS	YES	NO
FULLY SPRINKLERED
EXTERIOR BEARING WALLS (PRECAST CONC. WALL)	3 HR.
INTERIOR BEARING WALLS (NON)	3 HR.
STRUCTURAL FRAME (CONC. COLUMNS W/ CONC. BEAMS)	3 HR.
INTERIOR NON-LOAD BEARING PARTITIONS (20 GA STL. STUDS)	0
SHAFT ENCLOSURES	2 HR.
FLOORS (CONCRETE SLAB)	2 HR.
ROOFS (CONCRETE SLAB)	1 1/2 HR.

SB 1953 STATUS:
SPC: 5
NPC: 5

OCCUPANCY CLASSIFICATION:
GROUP I-2 (HOSPITAL)

DEFERRED APPROVALS: (THE FOLLOWING ARE DEFERRED APPROVALS THAT REQUIRE HCAI REVIEW AND APPROVAL PRIOR TO THEIR FABRICATION AND/OR INSTALLATION)

- FIRE ALARM DRAWINGS AND DEVICE CUT SHEETS.
- INSTALLATION LOCATION & DETAILS OF ELEVATOR CONTROL PANEL IN FIRE CONTROL ROOM.
- ALL ELEVATOR EQUIPMENT SPECIFIED TO BE REPLACED.

CERTIFICATION OF EQUIPMENT AND NONSTRUCTURAL COMPONENTS:
IN ACCORDANCE WITH 2019 CBC, SECTION 1705.19.2, SEISMIC CERTIFICATION OF NONSTRUCTURAL COMPONENTS - THE FOLLOWING ARE COMPONENTS THAT REQUIRE SPECIAL SEISMIC CERTIFICATION:

- NONE

AREA:
PROJECT AREAS ARE THE ELEVATOR 1 & 2 SHAFT AREAS AT THE GROUND, 1ST, 2ND, 3RD, 4TH, 5TH, 6TH FLOORS, AND ROOF PENTHOUSE, 230 S.F. PER FLOOR; TOTAL AREA = 1,610 S.F.

DESCRIPTION OF WORK:
MODERNIZATION OF ELEVATORS 1 & 2 INCLUDING REPLACEMENT OF AND UPGRADES TO EXISTING DIGITAL CONTROLS, DRIVE SYSTEM, MOTOR, INFANT SECURITY INTERFACE, PROGRAMMING, LIGHTING, POSITION INDICATORS, PANELS, BUTTONS, AND CAB FINISHES.

INDEX TO DRAWINGS

- T1.1 TITLE SHEET - INDEX TO DRAWINGS
- T1.2 GENERAL NOTES
- A1.1 SITE PLAN - PATH OF TRAVEL
- A1.2 2ND, 3RD, & 4TH FLOOR PATH OF TRAVEL
- A1.3 5TH, 6TH & PENTHOUSE FLOOR PATH OF TRAVEL
- A2.1 GROUND, 1ST, 2ND AND 3RD FLOOR PLANS
- A2.2 4TH, 5TH, 6TH AND PENTHOUSE FLOOR PLANS
- A2.3 TEMPORARY WALL FLOOR PLAN & DETAILS, AND EXISTING ELEVATOR INTERIOR ELEVATIONS
- A2.4 LIFE SAFETY FLOOR PLANS
- A2.5 LIFE SAFETY FLOOR PLANS(A), SPECIFICATIONS
- A3.1 SPECIFICATIONS
- A3.2 SPECIFICATIONS
- A3.3 SPECIFICATIONS
- E0.1 ELECTRICAL COVERSHEET
- E0.2 SINGLE LINE DIAGRAM
- E2.1 GROUND, 1ST, 2ND, AND 3RD DEMOLITION PLANS
- E2.2 GROUND, 1ST, 2ND, AND 3RD REMODEL PLANS
- E2.3 4TH, 5TH, 6TH, AND PENTHOUSE DEMOLITION PLANS
- E2.4 4TH, 5TH, 6TH, AND PENTHOUSE REMODEL PLANS
- E3.1 DETAILS

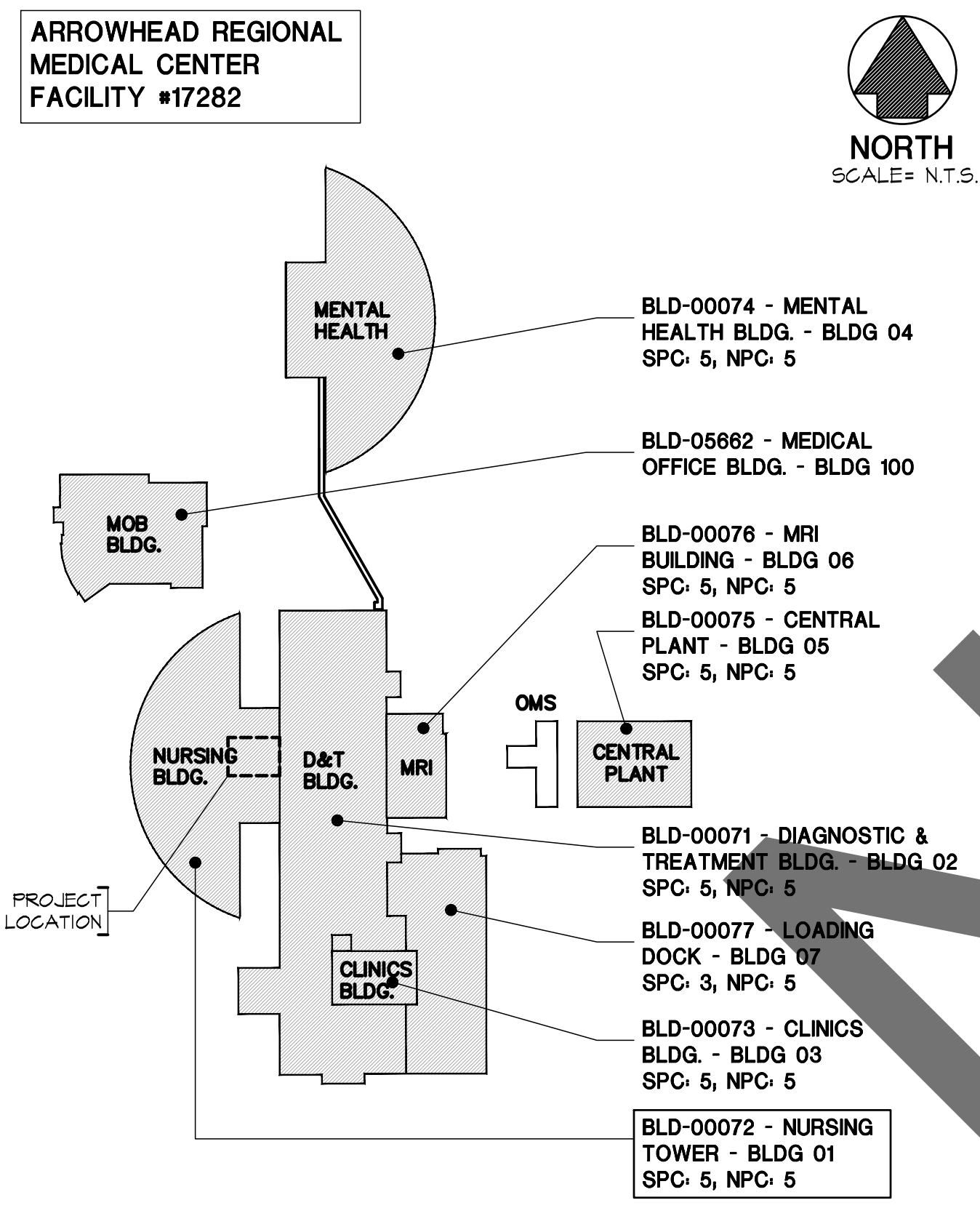
SYMBOL LEGEND

- COLUMN LINES, GRID LINES LETTERS IN ONE DIRECTION NUMBERS IN OTHER DIRECTION
- MATCH LINE SHADDED PORTION IS THE SIDE SHOWN SHEET WHERE UNSHOWN PORTION IS DRAWN
- SECTION ELEVATION SECTION ELEVATION IDENTIFICATION SHEET WHERE SECTION ELEVATION IS DRAWN
- DETAIL IDENTIFICATION SHEET WHERE DETAIL IS DRAWN
- DOOR SYMBOL
- GLAZING SYMBOL
- REVISION CLOUD AROUND REVISED AREA REVISION NUMBER
- ROOM IDENTIFICATION INTERIOR ELEVATION
- OFFICE ROOM NAME ELEVATION IDENTIFICATION ROOM NUMBER
- WORK POINT, CONTROL POINT OR DATUM POINT

GENERAL NOTES

- A. EQUIPMENT ANCHORAGE:**
ANCHORAGE AND SUPPORTS OF ALL EQUIPMENT TO BE INSTALLED AS A PART OF THIS PROJECT SHALL BE DETAILED ON CONSTRUCTION DOCUMENTS, EXCEPT THOSE EXEMPT BY 2019 CBC SECTION 1611.01 AND ASCE 7, SECTION 13.1.4.
- FURNITURE (EXCEPT STORAGE CABINETS AS NOTED IN TABLE 13.5-1 OF ASCE 7).
 - TEMPORARY OR MOVABLE EQUIPMENT.
 - EXCEPTIONS:
 - a) EQUIPMENT SHALL BE ANCHORED IF IT IS PERMANENTLY ATTACHED TO THE BUILDING UTILITY SERVICES SUCH AS ELECTRICITY, GAS OR WATER. FOR THE PURPOSES OF THIS REQUIREMENT, "PERMANENTLY ATTACHED" SHALL INCLUDE ALL ELECTRICAL CONNECTIONS EXCEPT PLUGS FOR 110/220 VOLT RECEPTACLES HAVING A FLEXIBLE CABLE.
 - b) MOVABLE OR MOBILE EQUIPMENT WHICH IS HEAVIER THAN 400 POUNDS OR HAS A CENTER OF MASS LOCATED 4 FEET (1.22 M) OR MORE ABOVE THE ADJACENT FLOOR OR ROOF LEVEL THAT DIRECTLY SUPPORT THE COMPONENT SHALL BE RESTRAINED IN A MANNER APPROVED BY THE ENFORCEMENT AGENCY. MOBILE EQUIPMENT SHALL BE RESTRAINED WHEN NOT IN USE AND IS STORED, UNLESS THE EQUIPMENT IS STORED IN A STORAGE ROOM THAT DOES NOT HOUSE HAZARDOUS MATERIALS OR ANY FACILITY SYSTEMS OR FIXED EQUIPMENT THAT CAN BE AFFECTED BY MOBILE EQUIPMENT LACKING RESTRAINT.
 - c) MOVABLE EQUIPMENT SHALL BE ANCHORED BY DETACHABLE ANCHORS OR RESTRAINTS IN A MANNER APPROVED BY THE ENFORCEMENT AGENCY WHEN UTILITIES AND SERVICES AT THE EQUIPMENT HAVE FLEXIBLE CONNECTIONS TO ALLOW FOR NECESSARY MOVEMENT.
 - d) MOBILE EQUIPMENT HEAVIER THAN 400 POUNDS THAT HAS A CENTER OF MASS LOCATED 4 FEET (1.22 M) OR MORE ABOVE THE ADJACENT FLOOR OR ROOF LEVEL THAT DIRECTLY SUPPORT THE EQUIPMENT SHALL BE RESTRAINED IN A MANNER APPROVED BY THE ENFORCEMENT AGENCY WHEN NOT IN USE AND IS STORED, UNLESS THE EQUIPMENT IS STORED IN AN EQUIPMENT STORAGE ROOM.
 - DISCRETE ARCHITECTURAL, MECHANICAL, AND ELECTRICAL COMPONENTS AND FIXED EQUIPMENT IN SEISMIC DESIGN CATEGORY D, E OR F THAT ARE POSITIVELY ATTACHED TO THE STRUCTURE AND ANCHORAGE IS DETAILED ON THE PLANS, PROVIDED THAT OTHER:
 - a) THE COMPONENT WEIGHS 400 POUNDS (1780 N) OR LESS, THE CENTER OF MASS IS LOCATED 4 FEET (1.22 M) OR LESS ABOVE THE ADJACENT FLOOR OR ROOF LEVEL THAT DIRECTLY SUPPORTS THE COMPONENT, AND FLEXIBLE CONNECTIONS ARE PROVIDED BETWEEN THE COMPONENT AND ASSOCIATED DUCTWORK, PIPING AND CONDUIT.
 - EXCEPTION - SPECIAL SEISMIC CERTIFICATION REQUIREMENTS OF THIS CODE IN ACCORDANCE WITH SECTION 1705A.1.3.3 SHALL BE APPLICABLE.
 - b) THE COMPONENT WEIGHS 20 POUNDS (89 N) OR LESS OR, IN THE CASE OF A DISTRIBUTED SYSTEM 5 LB/FT² (73 N/M²) OR LESS.
 - EXCEPTION - THE ENFORCEMENT AGENCY SHALL BE PERMITTED TO REQUIRE ATTACHMENTS FOR EQUIPMENT WITH HAZARDOUS CONTENTS TO BE SHOWN ON CONSTRUCTION DOCUMENTS IRRESPECTIVE OF WEIGHT.
- C. INSTALLATION OF POST INSTALLED ANCHORS:**
- WHEN INSTALLING DRILLED-IN ANCHORS AND/OR POWDER DRIVEN PINS IN EXISTING NON-PRESTRESSED REINFORCED CONCRETE, USE CARE AND CAUTION TO AVOID CUTTING OR DAMAGING THE EXISTING REINFORCING BARS. WHEN INSTALLING THEM INTO EXISTING PRE-STRESSED CONCRETE (PRE- OR POST-TENSIONED) LOCATE THE PRESTRESSED TENDONS BY USING A NON-DESTRUCTIVE METHOD PRIOR TO INSTALLATION. EXERCISE EXTREME CARE AND CAUTION TO AVOID CUTTING OR DAMAGING THE TENDONS DURING INSTALLATION. MAINTAIN A MINIMUM CLEARANCE OF ONE INCH BETWEEN THE REINFORCEMENT AND THE DRILLED-IN ANCHOR AND/OR PIN.
- D. FIRE SPRINKLERS:**
- SPACING AND DETAILS OF THE SUPPORT AND BRACING OF FIRE SPRINKLER PIPING SHALL COMPLY WITH THE 2016 EDITION OF NFPA 13 AND CHAPTER 13 OF ASCE 7 AS MODIFIED BY THE CBC 2019 SECTION 1611A AND STATE FIRE MARSHAL AMENDMENTS.
- E. LATERAL FORCE DESIGN CRITERIA:**
- PER 2019 CBC SECTION 1603A.1.5, THE FOLLOWING INFORMATION RELATED TO SEISMIC LOADS FOR EQUIPMENT ANCHORAGE DESIGN SHALL BE AS NOTED BELOW:
- SEISMIC IMPORTANCE FACTOR: $I_p = 1.5$
 - RISK CATEGORY: $I_v = 1.0$
 - MAPPED SPECTRAL RESPONSE ACCELERATIONS: $S_a = 2.05$, $S_1 = .013$
 - SITE CLASS: D
 - SPECTRAL RESPONSE COEFFICIENTS: $S = 1.64$, $S_1 = NULL$
 - SEISMIC DESIGN CATEGORY: F
- F. INFECTION CONTROL:**
- PROVIDE AND INSTALL BARRICADES OF THE SAME MATERIAL AND RATED ASSEMBLIES (SELF CLOSING AND POSITIVE LATCHING DOORS) AS REQUIRED FOR THE PERMANENT INSTALLATION (HARD BARRICADE). WHERE NO RATING IS REQUIRED BARRICADES MAY BE CONSTRUCTED OF FIRE RESISTANT 4 MIL PLASTIC SHEETS, VISQUEEN (SOFT BARRICADE) MADE AIR TIGHT.
 - BARRICADES ARE TO PREVENT UNAUTHORIZED ENTRY INTO THE CONSTRUCTION AREA AND TO PERMIT THE OWNER THE CONTINUED USE OF THE ADJACENT AREAS. BARRICADES SHALL BE AIR TIGHT SO AS NO DUST, CONTAMINATED AIR, FUMES, GASES, AND ODORS WILL BE ALLOWED IN CORRIDORS OR ANY OTHER OWNER OCCUPIED AREAS.
 - PROVIDE CONTAMINATION CONTROL FLOOR MATS (STICKY MATS) AT THE ACCESS TO THE CONSTRUCTION AREA TO PREVENT THE TRACKING OF CONSTRUCTION DUST.
 - MAINTAIN NEGATIVE AIR PRESSURE (A MAGNETIC GAUGE READING OF -10) CONTINUOUSLY AND UNINTERRUPTED FOR THE DURATION OF THE CONSTRUCTION. THE NEGATIVE AIR PRESSURE MAY BE ACHIEVED BY PORTABLE FANS WITH HEPA FILTERS, OR OTHER FAN UNITS TO FACILITATE THE VENTILATION OF THE ENCLOSED CONSTRUCTION AREA. UNITS SHALL BE SET UP TO EXHAUST DIRECTLY TO THE OUTSIDE. WHERE IT IS NOT POSSIBLE TO EXHAUST TO THE OUTSIDE, FILTERED AIR MAY BE RE-CIRCULATED WITHIN THE CONSTRUCTION AREA.
 - PROVIDE VISQUEEN BARRICADES PRIOR TO THE ERECTION OF HARD BARRICADES AND PRIOR TO REMOVING THEM. VACUUM AREA WITH HEPA VACUUM AFTER REMOVING THE HARD BARRICADE AND PRIOR TO REMOVING THE SOFT BARRICADE. CARE SHOULD BE TAKEN NOT TO TRANSMIT DUST ON THE VISQUEEN INTO ADJACENT AREAS.

KEY MAP

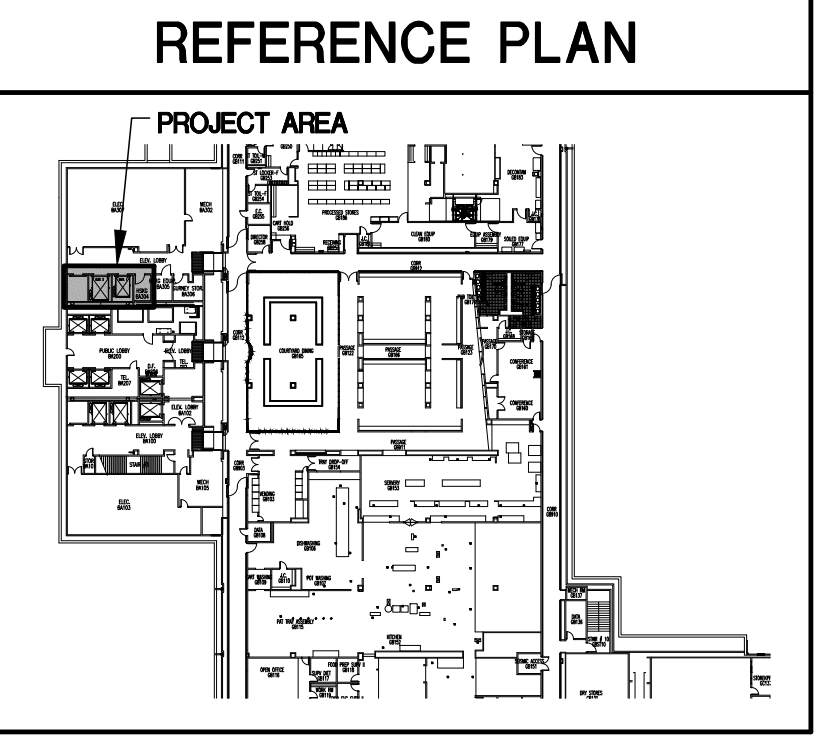


PROJECT TITLE
ELEVATOR MODERNIZATION
ELEVATORS 1 & 2
FOR THE
ARROWHEAD REGIONAL MEDICAL CENTER
400 N. PEPPER AVE.
COLTON, CA. 92324
WBSE #10.10.1057 | CIP #21-056 | CAFM #COL003

Department of Health Care Access and Information
HCAI # S222026-36-00

REVIEWED IN ACCORDANCE WITH THE REQUIREMENTS OF T24, CCR
APPROVED

Department of Health Care Access & Information
Office of Statewide Health Planning & Development
8/30/2023, 1:10:03 PM
S222026-36-00
Allen Cheng



© marks architects, inc. 2022
ALL REPORTS, PLANS AND DOCUMENTS PREPARED BY MARKS ARCHITECTS, INC. SHALL REMAIN THE PROPERTY OF MARKS ARCHITECTS, INC. AND ARE INTENDED FOR THIS SPECIFIC PROJECT ONLY. OTHER USES ARE PROHIBITED UNLESS OTHERWISE CONTRACTED.

TITLE SHEET - INDEX TO DRAWINGS

marks architects
73121 fred waring drive suite 200 palm desert, ca 92260 760-327-6800

DATE: **NOVEMBER 30, 2022**

REVISIONS

- HCAI PLAN CHECK-01.31.23
- HCAI PLAN CHECK-04.25.23

LICENSED ARCHITECT
DAVID WILLIAM CLARKE
C21219

PROJECT NUMBER: **3021021**

DRAWING NUMBER: **T1.1**

DESIGN PROFESSIONALS OF RECORD

ARCHITECT OF RECORD	ELECTRICAL ENGINEER OF RECORD	ELEVATOR CONSULTANT
DAVID W. CLARKE, LIC. C21219 MARKS ARCHITECTS, INC. 73121 FRED WARING DR., STE 200 PALM DESERT, CA 92260 (760) 327-6800	NESTOR C. IGNACIO, LIC. E16934 IMEG CORP. 901 VIA PIEMONTE, SUITE 400 ONTARIO, CA 91764 (909) 471-6915	HKA ELEVATOR CONSULTANT 23211 SOUTH POINTE DRIVE LAGUNA HILLS, CA 92653 (714) 421-6810

POLICY INTENT NOTICE:
THE INTENT OF THE CONSTRUCTION DRAWINGS IS TO RECONSTRUCT THE HOSPITAL BUILDING IN ACCORDANCE WITH THE 2019 CALIFORNIA BUILDING STANDARDS CODE (CBC). SHOULD ANY CONDITION DEVELOP NOT COVERED BY THE APPROVED CONSTRUCTION DOCUMENTS, WHEREIN THE FINISHED WORK WILL NOT COMPLY WITH THE 2019 CBC, AMENDED CONSTRUCTION DOCUMENTS, DETAILING AND SPECIFYING THE REQUIRED WORK, SHALL BE SUBMITTED TO AND APPROVED BY HCAI BEFORE PROCEEDING WITH THE WORK.

OWNERSHIP OF INSTRUMENTS OF SERVICE:
ALL REPORTS, PLANS, SPECIFICATIONS, COMPUTER FILES, FIELD DATA, NOTES AND OTHER DOCUMENTS AND INSTRUMENTS INCLUDING ALL DOCUMENTS ON ELECTRONIC MEDIA, PREPARED BY MARKS ARCHITECTS, INC. (MAI) AS INSTRUMENTS OF SERVICE SHALL REMAIN THE PROPERTY OF MAI. MAI SHALL RETAIN ALL COMMON LAW, STATUTORY AND OTHER RESERVED RIGHTS, INCLUDING THE COPYRIGHT THEREON.

S:\Active Projects\County of San Bernardino\On Call Projects\Arrowhead Regional Medical Center\3021021 ARMC - Elevator Modernization 1 & 2\3021021 A1.1.dwg Jul 03, 2023 - 12:08pm

- ① EXISTING ACCESSIBLE PARKING SPACES.
- ② EXISTING ACCESSIBLE PATH OF TRAVEL TO ACCESSIBLE BUILDING ENTRANCE.
- ③ EXISTING ACCESSIBLE PRIMARY PATH OF TRAVEL.
- ④ EXISTING ACCESSIBLE ELEVATOR.
- ⑤ EXISTING ACCESSIBLE PUBLIC TOILET ROOM.
- ⑥ EXISTING ACCESSIBLE DRINKING FOUNTAIN.
- ⑦ EXISTING ACCESSIBLE PUBLIC TELEPHONES.
- ⑧ EXISTING ACCESSIBLE STAFF TOILET.
- ⑨ EXISTING EMS ELEVATOR.
- ⑩ EXISTING FIRE CONTROL ROOM.

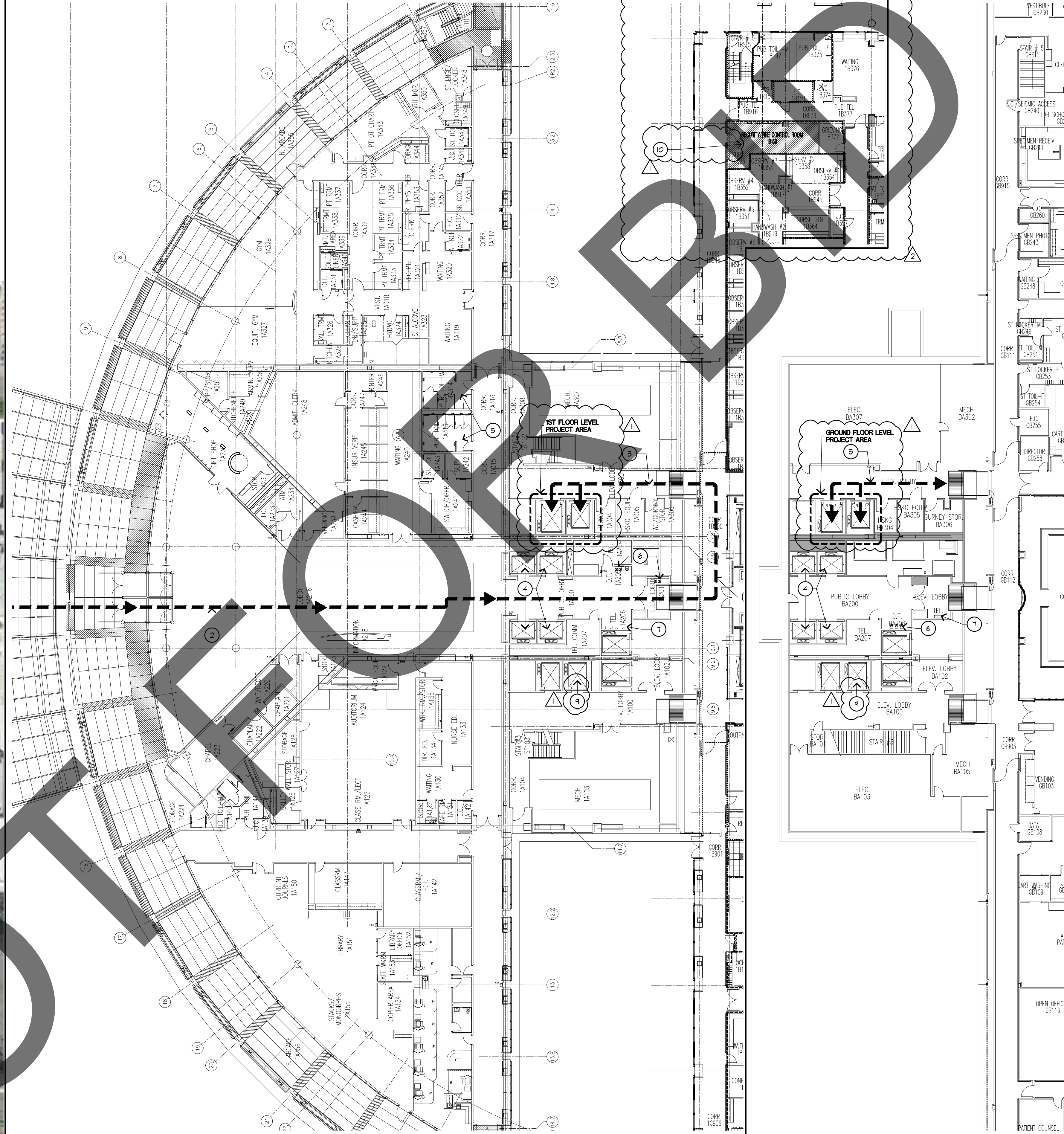
KEYNOTES

PROJECT LOCATION
1st FLOOR 2/A1.1



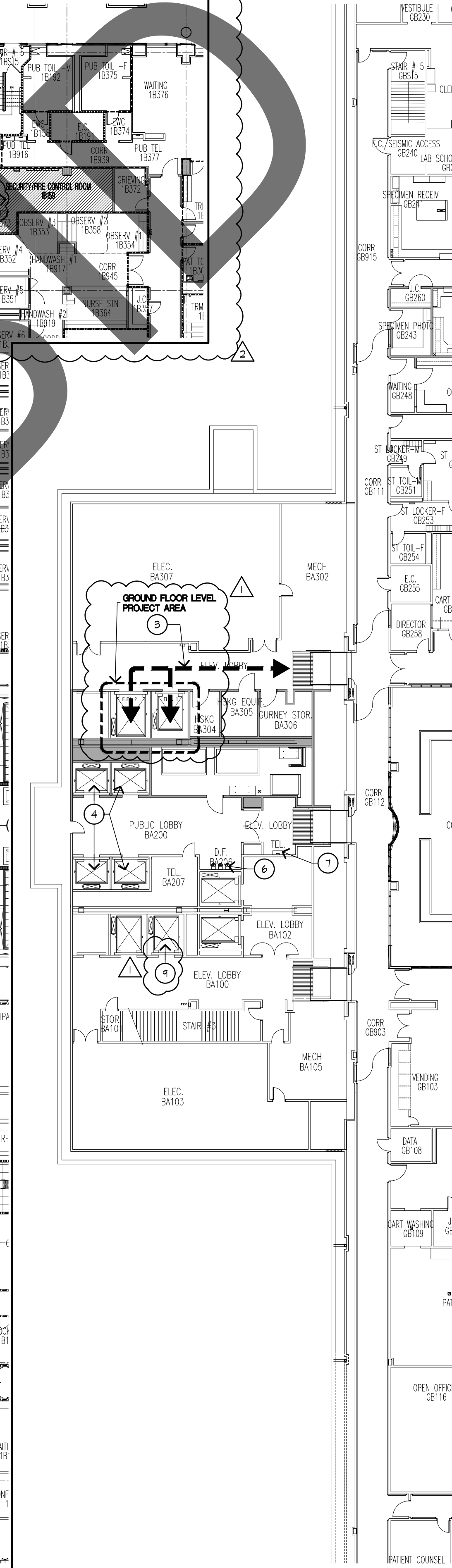
SITE PLAN - PATH OF TRAVEL

1"=80'-0" 1



OVERALL 1st FLOOR PLAN - NURSES TOWER

1"=20'-0" 2



OVERALL GROUND FLOOR - NURSES TOWER

1"=20'-0" 3

PROJECT TITLE
**ELEVATOR MODERNIZATION
ELEVATORS 1 & 2**
FOR THE
ARROWHEAD REGIONAL MEDICAL CENTER
400 N. PEPPER AVE.
COLTON, CA, 92324
WBSE #10.10.1057 | CIP #21-056 | CAFM #COL003

Department of Health Care Access and Information

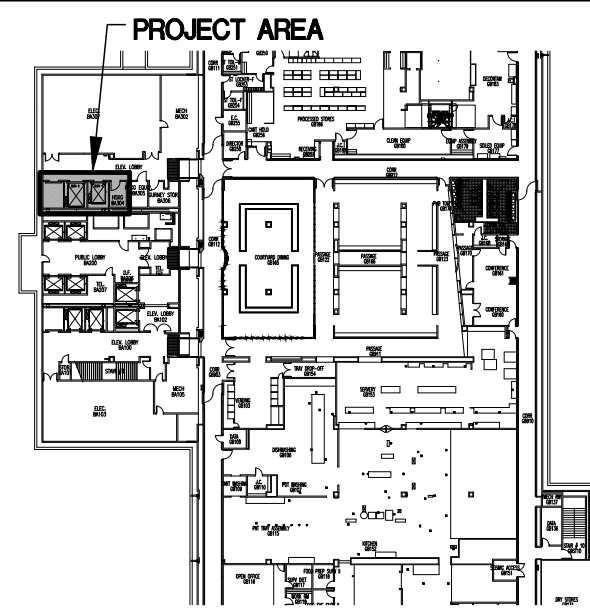
HCAI # S222026-36-00

REVIEWED IN ACCORDANCE WITH THE REQUIREMENTS OF T24, CR

APPROVED

Department of Health Care Access & Information
Office of Statewide Hospital Planning & Development
8/30/2023, 1:10:03 PM
S222026-36-00
Allen Cheng

REFERENCE PLAN



©marks architects, inc. 2022
ALL REPORTS, PLANS AND DOCUMENTS PREPARED BY MARKS ARCHITECTS, INC. SHALL REMAIN THE PROPERTY OF MARKS ARCHITECTS, INC. AND ARE INTENDED FOR THIS SPECIFIC PROJECT ONLY. OTHER USES ARE PROHIBITED UNLESS OTHERWISE CONTRACTED.

**SITE PLAN -
PATH OF TRAVEL**




73121 fred waring drive
suite 200
palm desert, ca 92240
760-327-6800

DRAWING TITLE

NOVEMBER 30, 2022

REVISIONS

- △ HCAI PLAN CHECK-01.31.23
- △ HCAI PLAN CHECK-04.25.23



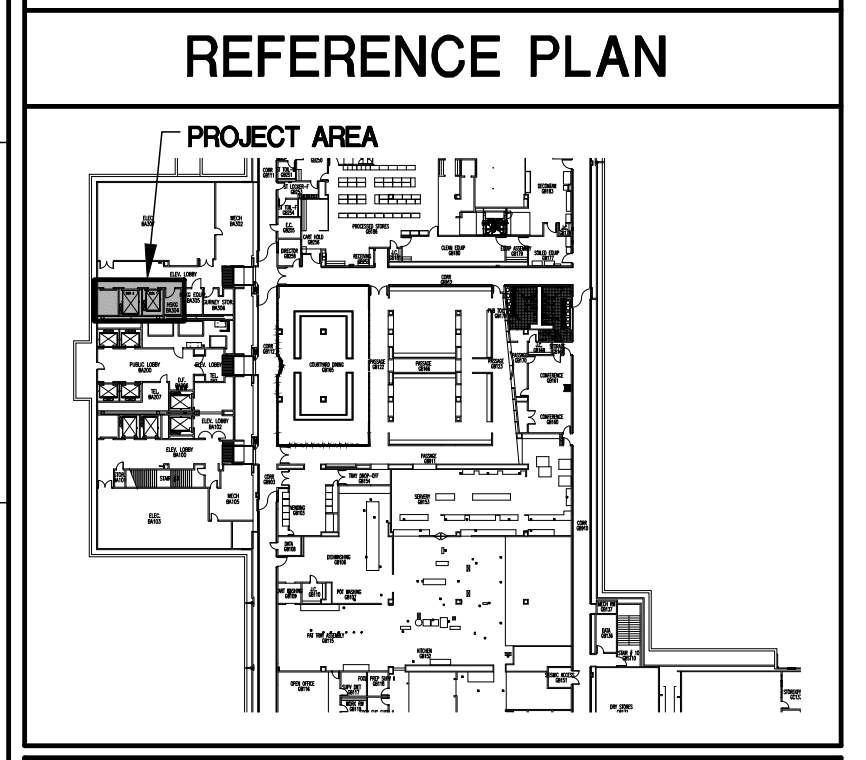
PROJECT NUMBER
3021021

DRAWING NUMBER

A1.1

Department of Health Care Access and Information
HCAI # S220206-36-00

Department of Health Care Access & Information
 Office of Statewide Hospital Planning & Development
 8/30/2023, 1:10:03 PM
 S220206-36-00
 Allen Cheng



©marks architects, inc. 2022
 ALL REPORTS, PLANS AND DOCUMENTS PREPARED BY MARKS ARCHITECTS, INC. SHALL REMAIN THE PROPERTY OF MARKS ARCHITECTS, INC. AND ARE INTENDED FOR THIS SPECIFIC PROJECT ONLY. OTHER USES ARE PROHIBITED UNLESS OTHERWISE CONTRACTED.

DRAWING TITLE
2ND, 3RD, & 4TH FLOOR PATH OF FLOOR PATH OF TRAVEL

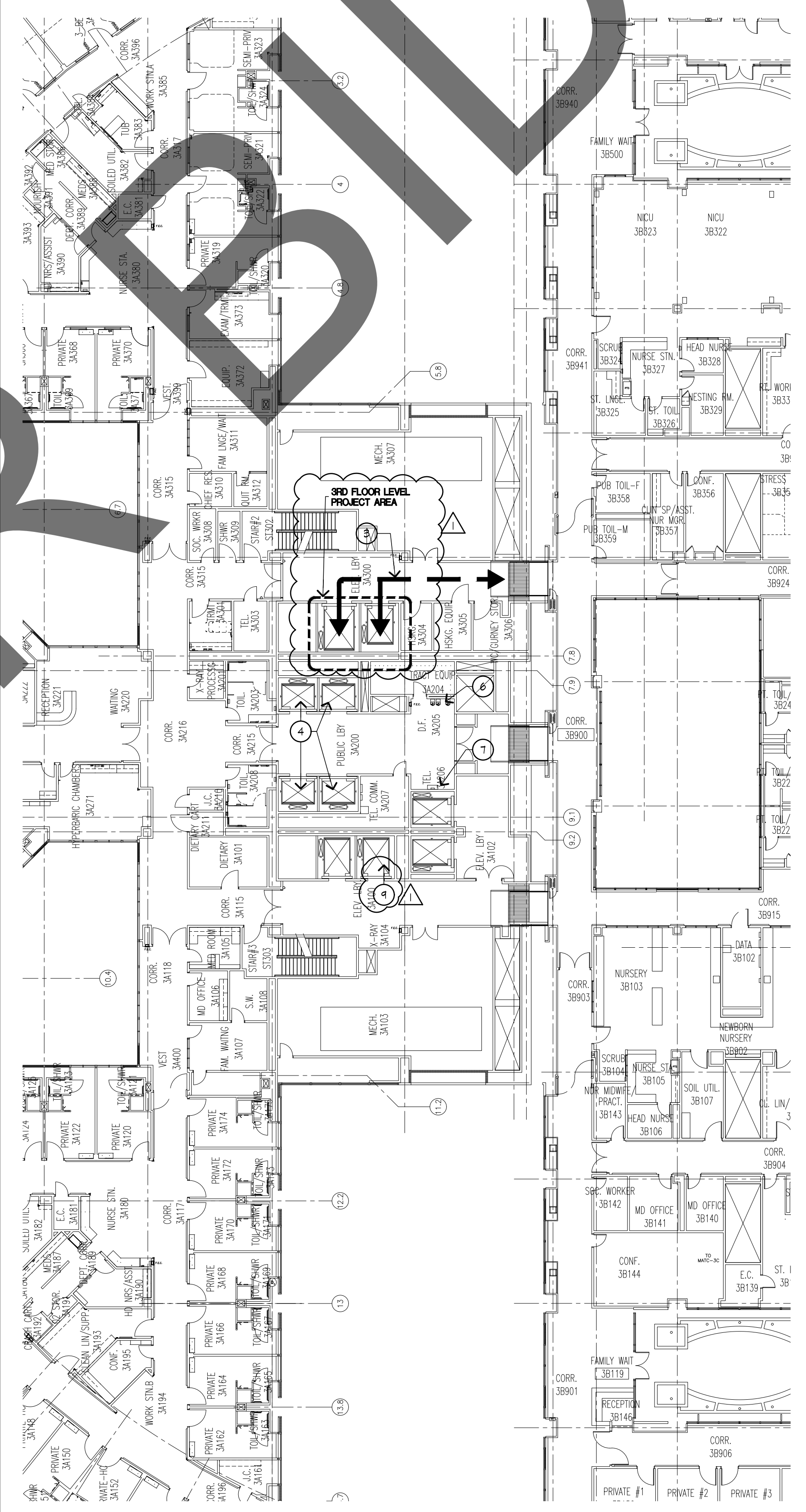
DATE
NOVEMBER 30, 2022

REVISIONS
 PLAN CHECK-01.31.23

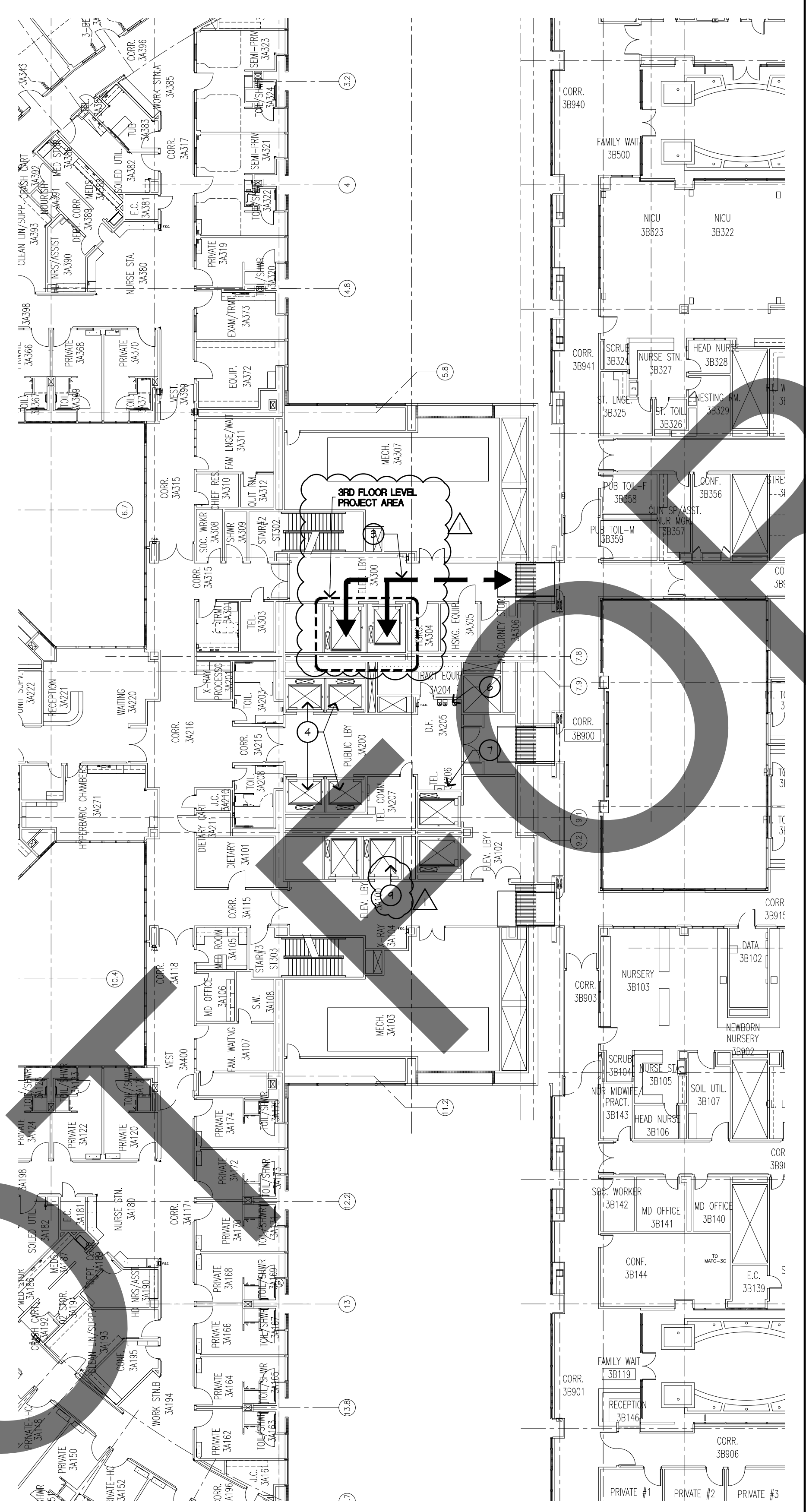

PROJECT NUMBER
3021021

DRAWING NUMBER
A1.2

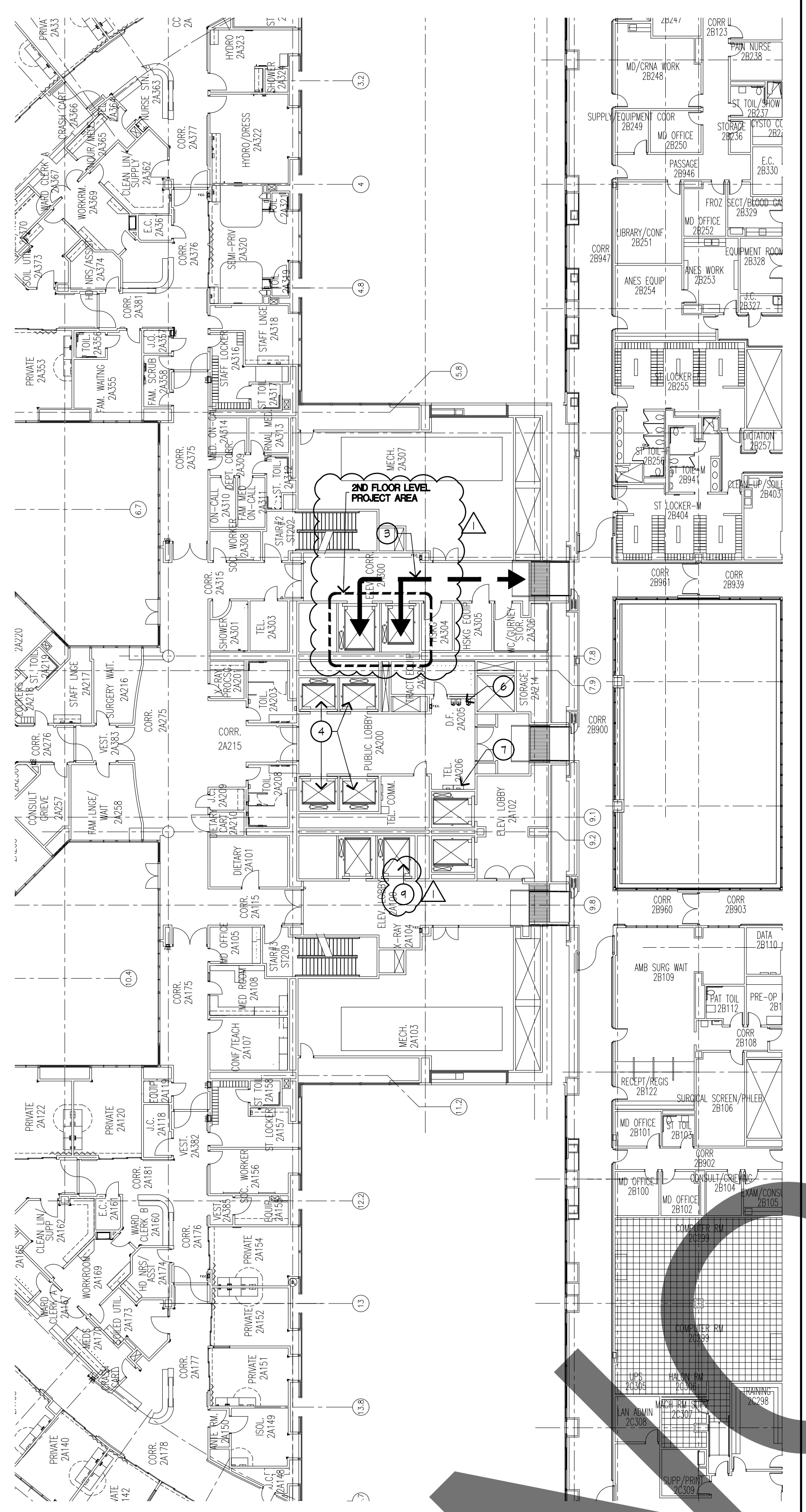

73121 fred waring drive
 suite 200
 palm desert, ca 92260
 760-327-6800




SEE SHEET I/A.I FOR KEYNOTES



SEE SHEET I/A.I FOR KEYNOTES



SEE SHEET I/A.I FOR KEYNOTES



2ND FLOOR PLAN - NURSES TOWER & D&T 1"=20'-0" 1 **3RD FLOOR PLAN - NURSES TOWER & D&T** 1"=20'-0" 2 **4TH FLOOR PLAN - NURSES TOWER & D&T** 1"=20'-0" 3

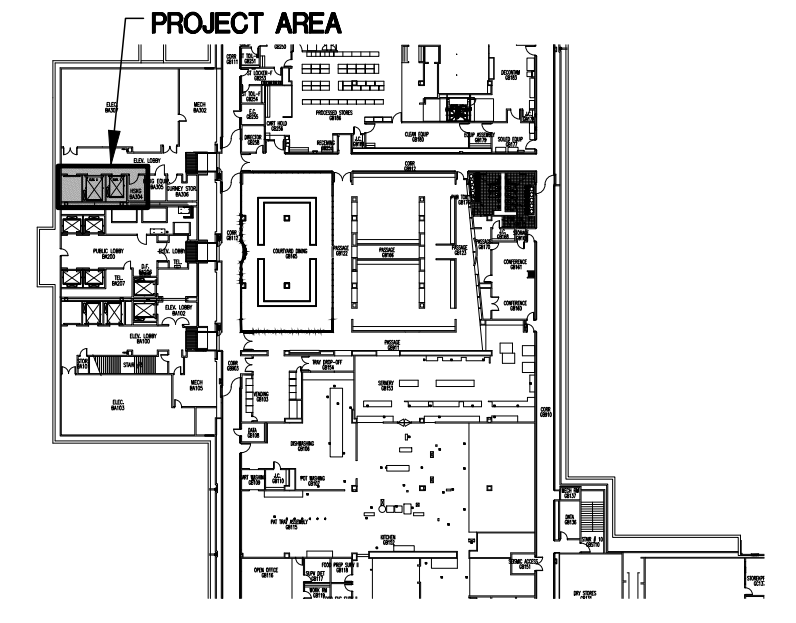
S:\Active Projects\County of San Bernardino\On Call Projects\Arrowhead Regional Medical Center\3021021 ARMC - Elevator Modernization 1 & 2\3021021 A1.3.dwg Apr 06, 2023 - 5:30pm

PROJECT TITLE
**ELEVATOR MODERNIZATION
ELEVATORS 1 & 2**
FOR THE
ARROWHEAD REGIONAL MEDICAL CENTER
400 N. PEPPER AVE.
COLTON, CA. 92324
WBSE #10.10.1057 | CIP #21-056 | CAFM #COL003

Department of Health Care Access and Information
HCAI # S22026-36-00



REFERENCE PLAN




marks architects, inc. 2022
ALL REPORTS, PLANS AND DOCUMENTS PREPARED BY MARKS ARCHITECTS, INC. SHALL REMAIN THE PROPERTY OF MARKS ARCHITECTS, INC. AND ARE INTENDED FOR THIS SPECIFIC PROJECT ONLY. OTHER USES ARE PROHIBITED UNLESS OTHERWISE CONTRACTED.

**5TH, 6TH &
PENTHOUSE FLOOR
PATH OF TRAVEL**



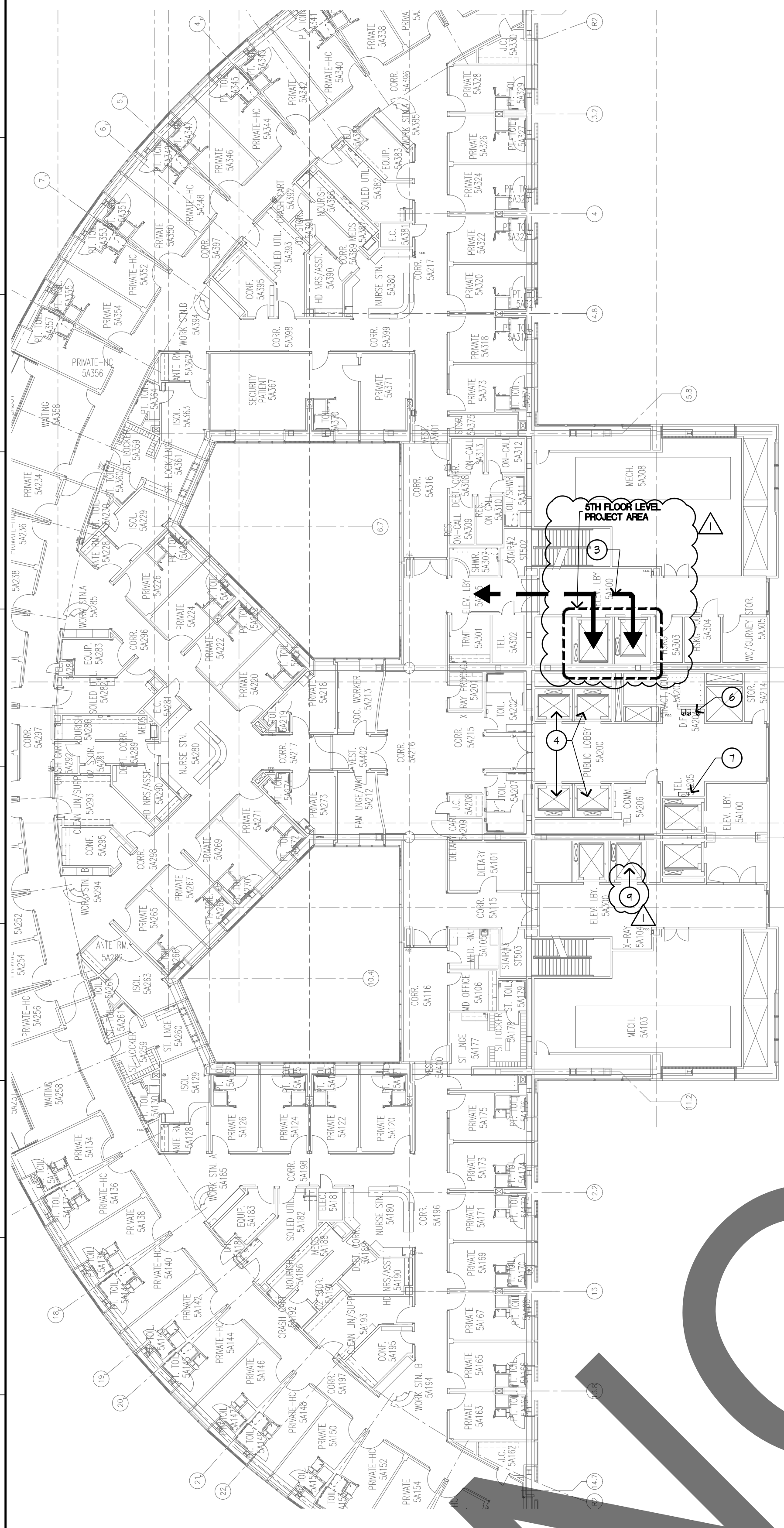
73121 fred waring drive
suite 200
palm desert, ca 92240
760-327-6800

DATE	NOVEMBER 30, 2022
REVISIONS	
▲	PLAN CHECK-01.31.23
▲	
▲	
▲	
▲	
▲	
▲	
▲	
▲	
▲	




PROJECT NUMBER
3021021
DRAWING NUMBER

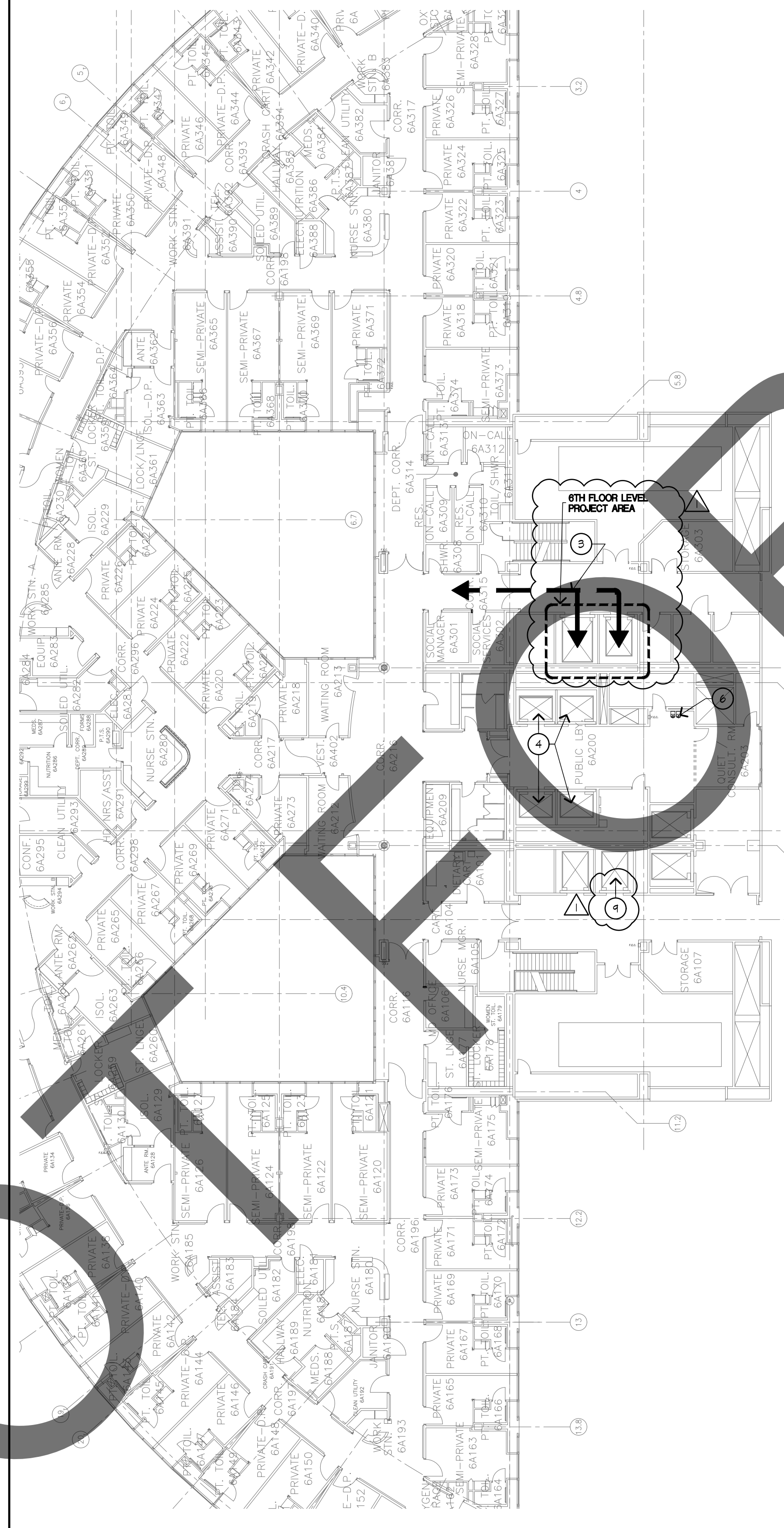
A1.3




SEE SHEET I/A.I.
FOR KEYNOTES



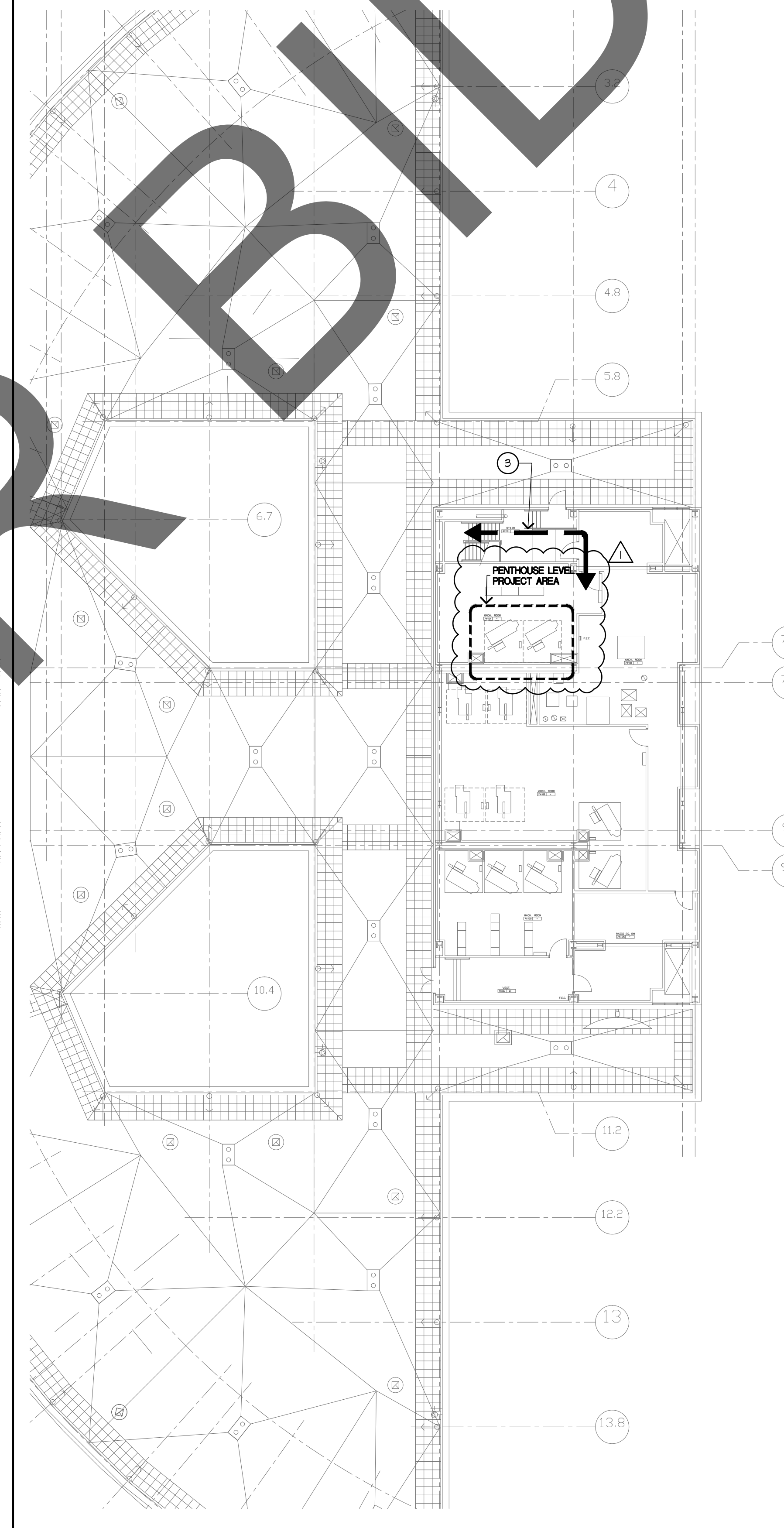
5TH FLOOR PLAN - NURSES TOWER & D&T | 1"=20'-0" | **1**




SEE SHEET I/A.I.
FOR KEYNOTES



6TH FLOOR PLAN - NURSES TOWER & D&T | 1"=20'-0" | **2**



SEE SHEET I/A.I.
FOR KEYNOTES



ROOF PENTHOUSE PLAN - NURSES TOWER & D&T | 1"=20'-0" | **3**

KEYNOTES

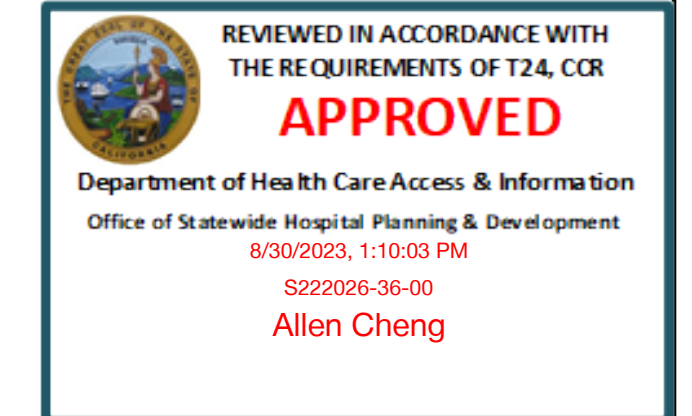
- CONTRACTOR TO INSPECT EACH ELEVATOR SHAFT AT ALL LEVELS PRIOR TO BIDDING. INCLUDE PATCH AND REPAIR OF DAMAGED SHAFT WALLS WITH LIKE MATERIALS. REPAIR HOLES, CUTS, DENTS, SCRATCHES WITH GYPSUM BOARD, JOINT TAPE, AND JOINT COMPOUND. USE FIRE RATED MATERIALS IN EXISTING FIRE RATED WALLS. INSTALL 1/8" METAL SUPPORT BACKING FOR HOLES LARGER THAN 4" DIAMETER.
- CLEAN ELEVATOR SHAFT PITS TO "BROOM CLEAN" LEVEL & LEGALLY DISPOSING OF DEBRIS.

PROJECT TITLE
**ELEVATOR MODERNIZATION
 ELEVATORS 1 & 2**
 FOR THE
ARROWHEAD REGIONAL MEDICAL CENTER
 400 N. PEPPER AVE.
 COLTON, CA. 92324
 WBSE #10.10.1057 | CIP #21-056 | CAFM #COL003

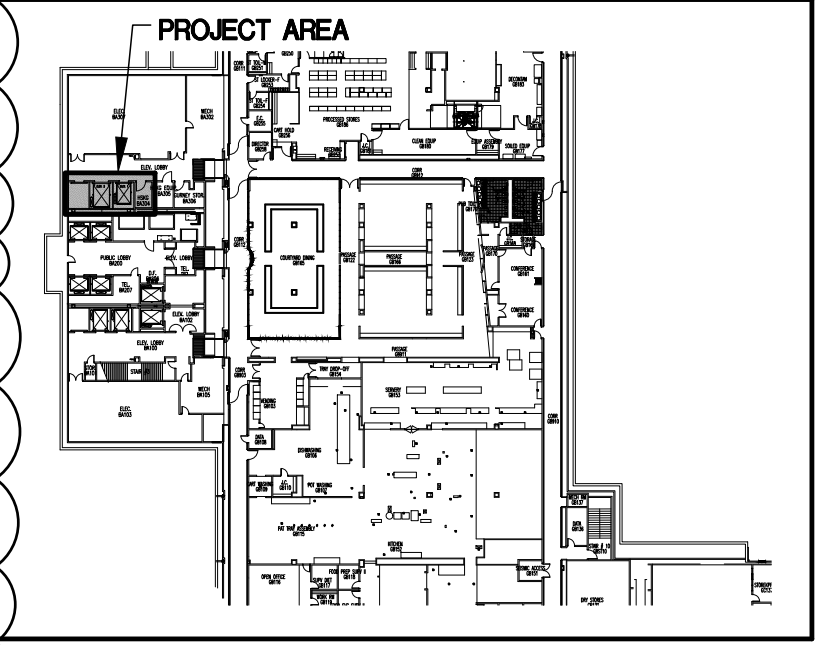
WALL LEGEND

- EXISTING WALL TO REMAIN. SEE WALL TYPES.
- EXISTING ONE-HOUR PARTITION (CORRIDOR) SEPARATION TO REMAIN. SEE WALL TYPES.
- EXISTING ONE-HOUR PARTITION OCCUPANCY SEPARATION TO REMAIN. SEE WALL TYPES.
- EXISTING TWO-HOUR RATED PARTITION AND/OR SHAFTWALLS TO REMAIN. SEE WALL TYPES.
- EXISTING TWO-HOUR HORIZONTAL EXIT AND/OR SMOKE BARRIER WALL TO REMAIN. SEE WALL TYPES.

Department of Health Care Access and Information
HCAI # S222026-36-00



REFERENCE PLAN



©marks architects, inc. 2022
 ALL REPORTS, PLANS AND DOCUMENTS PREPARED BY MARKS ARCHITECTS, INC. SHALL REMAIN THE PROPERTY OF MARKS ARCHITECTS, INC. AND ARE INTENDED FOR THIS SPECIFIC PROJECT ONLY. OTHER USES ARE PROHIBITED UNLESS OTHERWISE CONTRACTED.

GROUND, 1ST, 2ND AND 3RD FLOOR PLANS

73121 fred waring drive
 suite 200
 palm desert, ca 92260
 760-327-6800

DATE: **NOVEMBER 30, 2022**


REVISIONS

PLAN CHECK-01.31.23

DATE: **NOVEMBER 30, 2022**

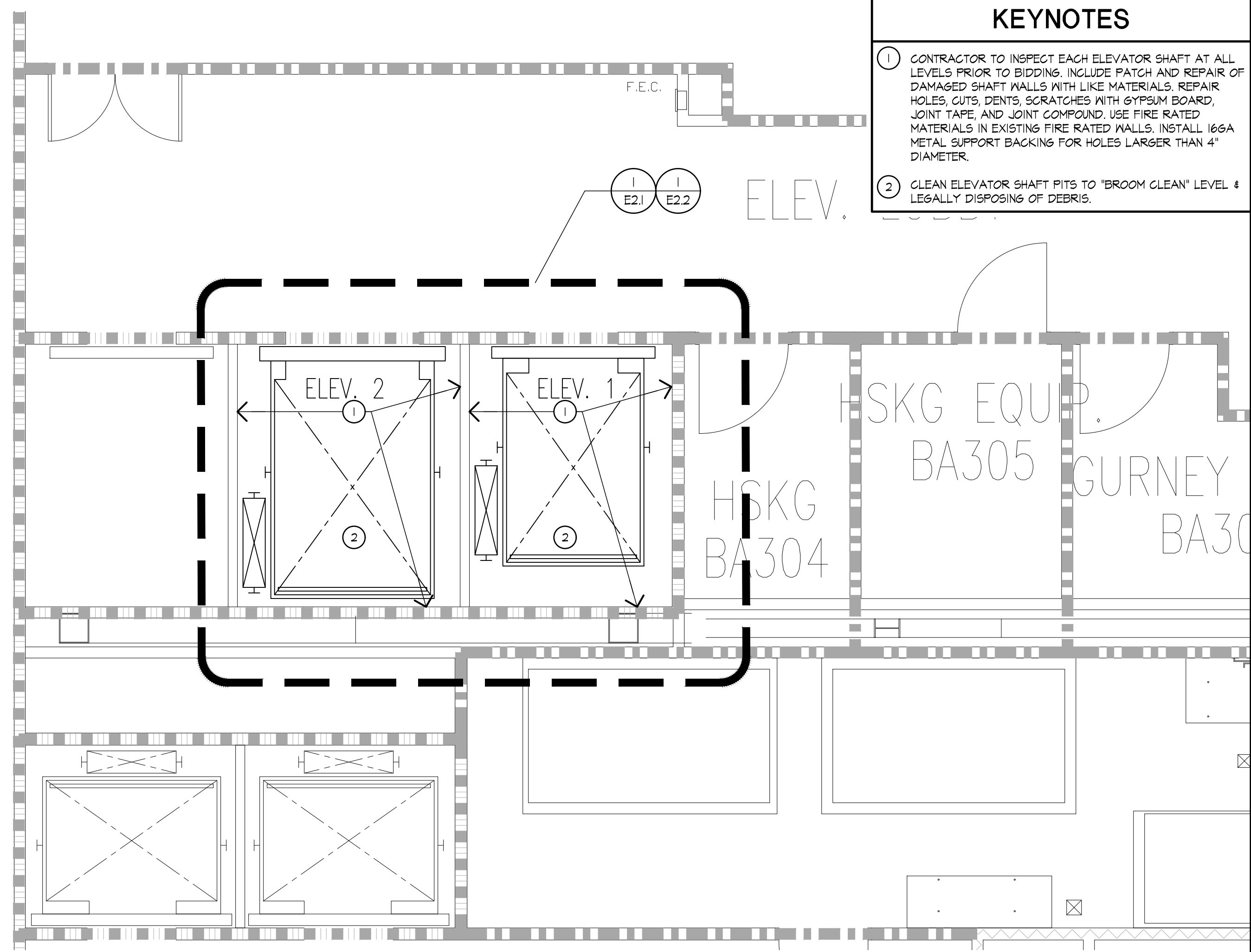
DATE: **NOVEMBER 30, 2022**

DATE: **NOVEMBER 30, 2022**

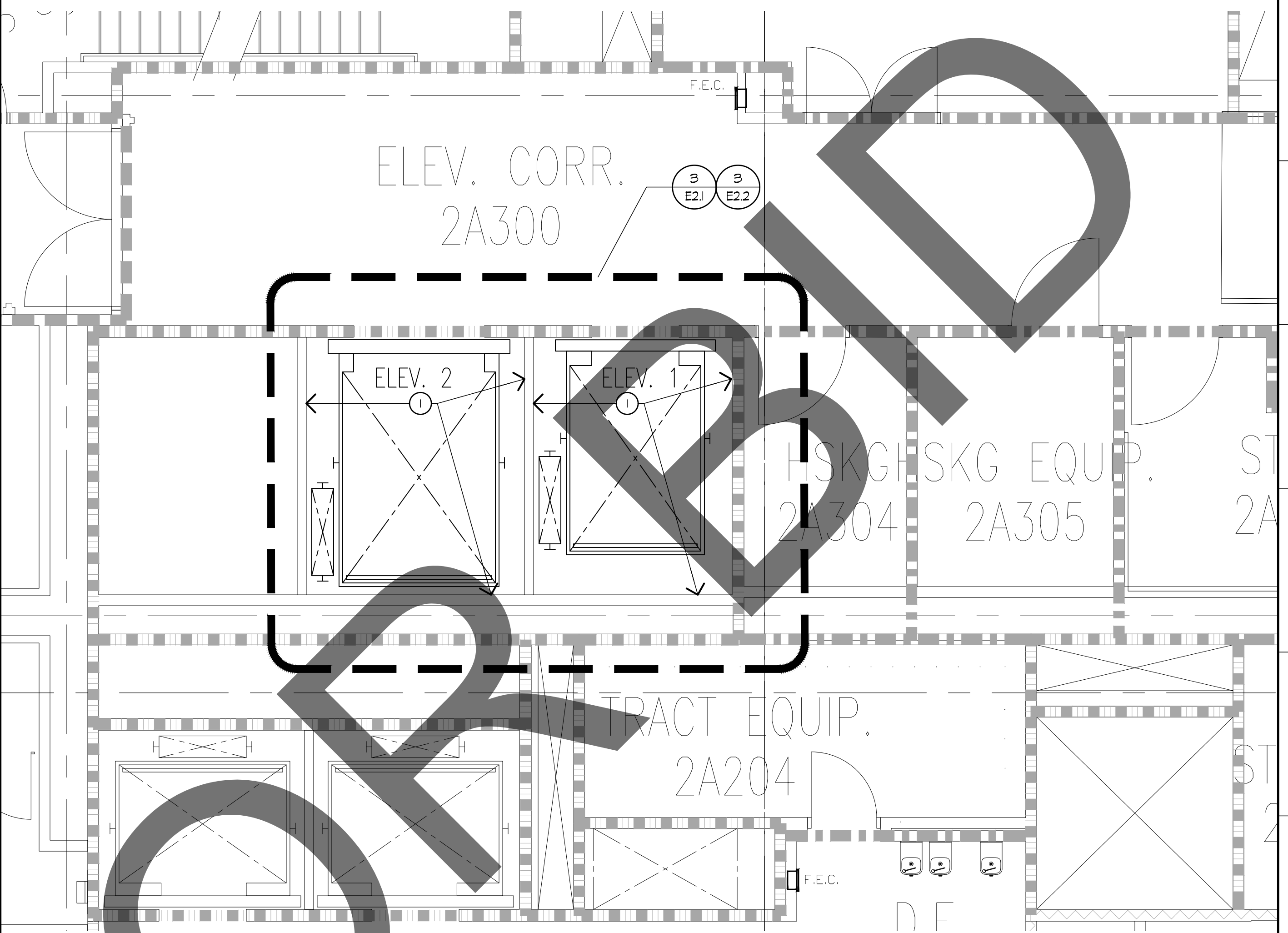


PROJECT NUMBER
3021021

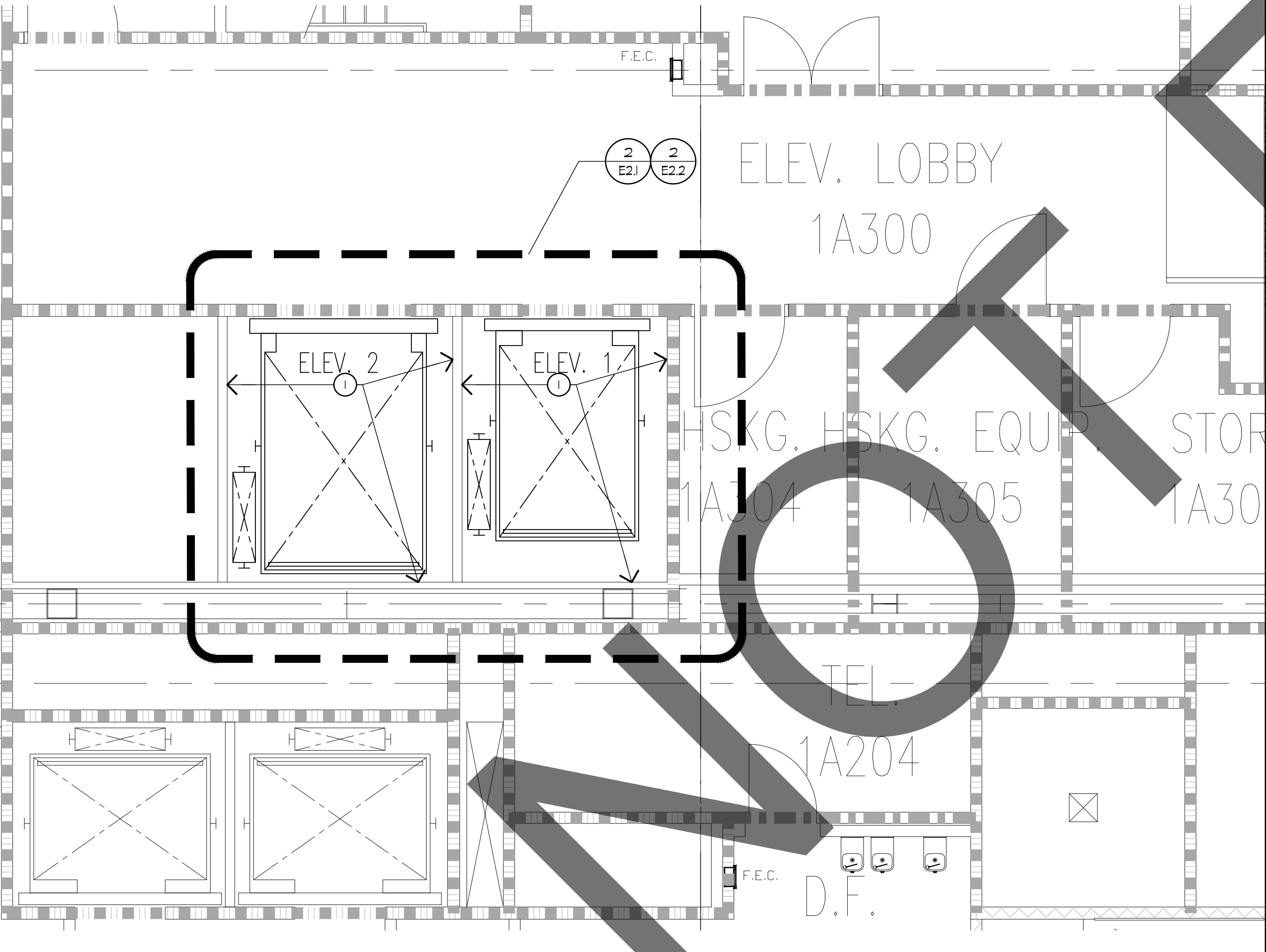
DRAWING NUMBER
A2.1



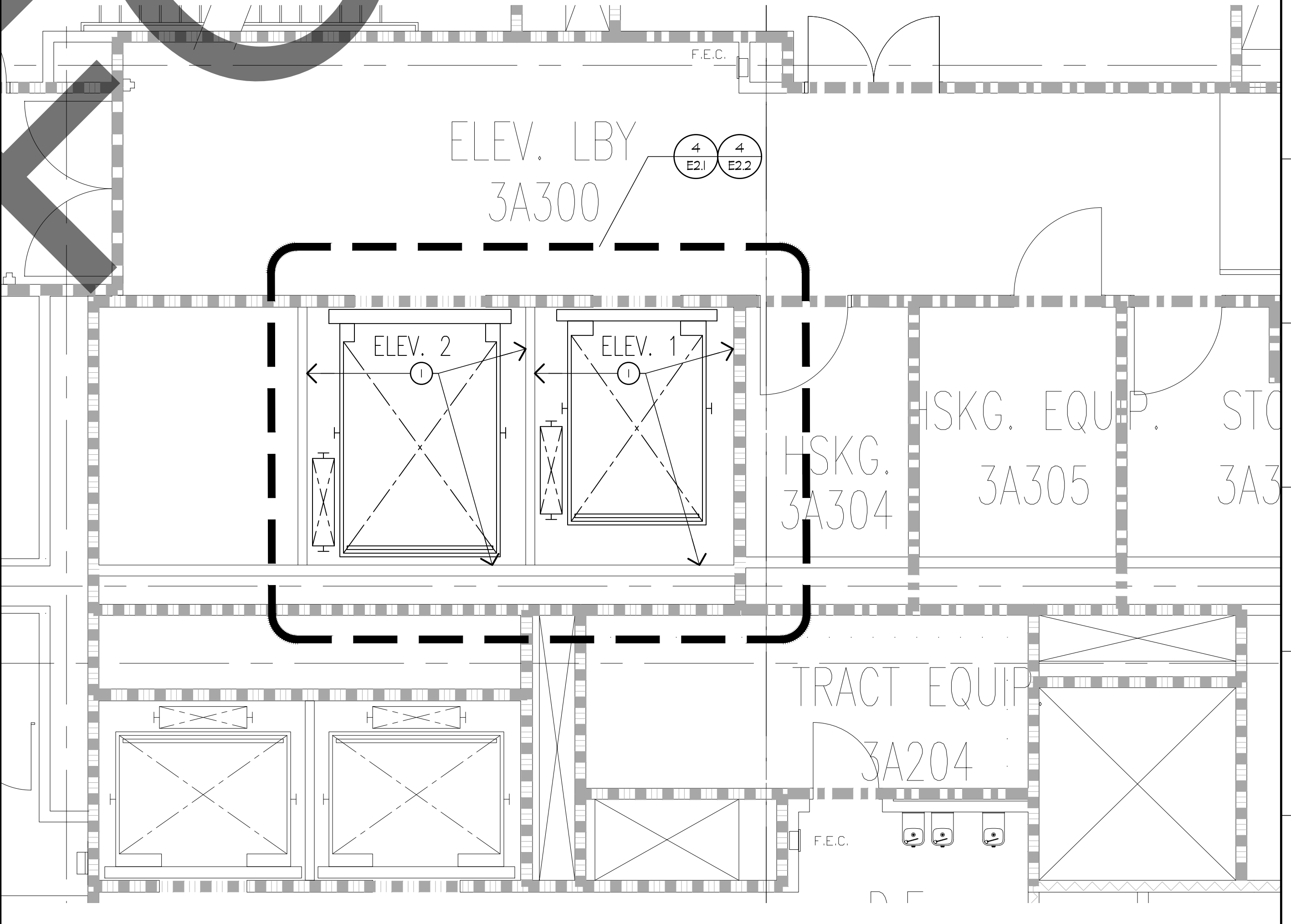
GROUND FLOOR PLAN - NT 1/4"=1'-0" 1



2ND FLOOR PLAN - NT 1/4"=1'-0" 3



1ST FLOOR PLAN - NT 1/4"=1'-0" 2



3RD FLOOR PLAN - NT 1/4"=1'-0" 4

KEYNOTES

① CONTRACTOR TO INSPECT EACH ELEVATOR SHAFT AT ALL LEVELS PRIOR TO BIDDING. INCLUDE PATCH AND REPAIR OF DAMAGED SHAFT WALLS WITH LIKE MATERIALS. REPAIR HOLES, CUTS, DENTS, SCRATCHES WITH GYPSUM BOARD, JOINT TAPE, AND JOINT COMPOUND. USE FIRE RATED MATERIALS IN EXISTING FIRE RATED WALLS. INSTALL 1/8" METAL SUPPORT BACKING FOR HOLES LARGER THAN 4" DIAMETER.

PROJECT TITLE
ELEVATOR MODERNIZATION
ELEVATORS 1 & 2
 FOR THE
ARROWHEAD REGIONAL MEDICAL CENTER
 400 N. PEPPER AVE.
 COLTON, CA. 92324
 WBSE #10-1057 | CIP #21-056 | CAFM #COL009

WALL LEGEND

- EXISTING WALL TO REMAIN. SEE WALL TYPES.
- EXISTING ONE-HOUR PARTITION (CORRIDOR) SEPARATION TO REMAIN. SEE WALL TYPES.
- EXISTING ONE-HOUR PARTITION OCCUPANCY SEPARATION TO REMAIN. SEE WALL TYPES.
- EXISTING TWO-HOUR RATED PARTITION AND/OR SHAFTWALLS TO REMAIN. SEE WALL TYPES.
- EXISTING TWO-HOUR HORIZONTAL EXIT AND/OR SMOKE BARRIER WALL TO REMAIN. SEE WALL TYPES.

Department of Health Care Access and Information
HCAI # S222026-36-00

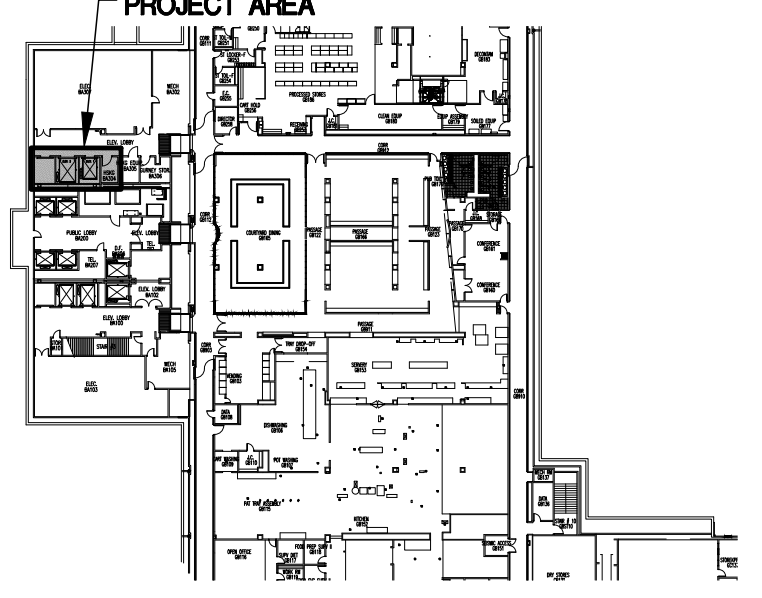
REVIEWED IN ACCORDANCE WITH THE REQUIREMENTS OF T24, CCR

APPROVED

Department of Health Care Access & Information
 Office of Statewide Hospital Planning & Development
 8/30/2023, 1:10:03 PM
 S222026-36-00
 Allen Cheng

REFERENCE PLAN

PROJECT AREA



©marks architects, inc. 2022
 ALL REPORTS, PLANS AND DOCUMENTS PREPARED BY MARKS ARCHITECTS, INC. SHALL REMAIN THE PROPERTY OF MARKS ARCHITECTS, INC. AND ARE INTENDED FOR THE SPECIFIC PROJECT ONLY. OTHER USES ARE PROHIBITED UNLESS OTHERWISE CONTRACTED.

4TH, 5TH, 6TH AND PENTHOUSE FLOOR PLANS

marks architects
 73121 fred waring drive suite 200 palm desert, ca 92260 760-327-6800

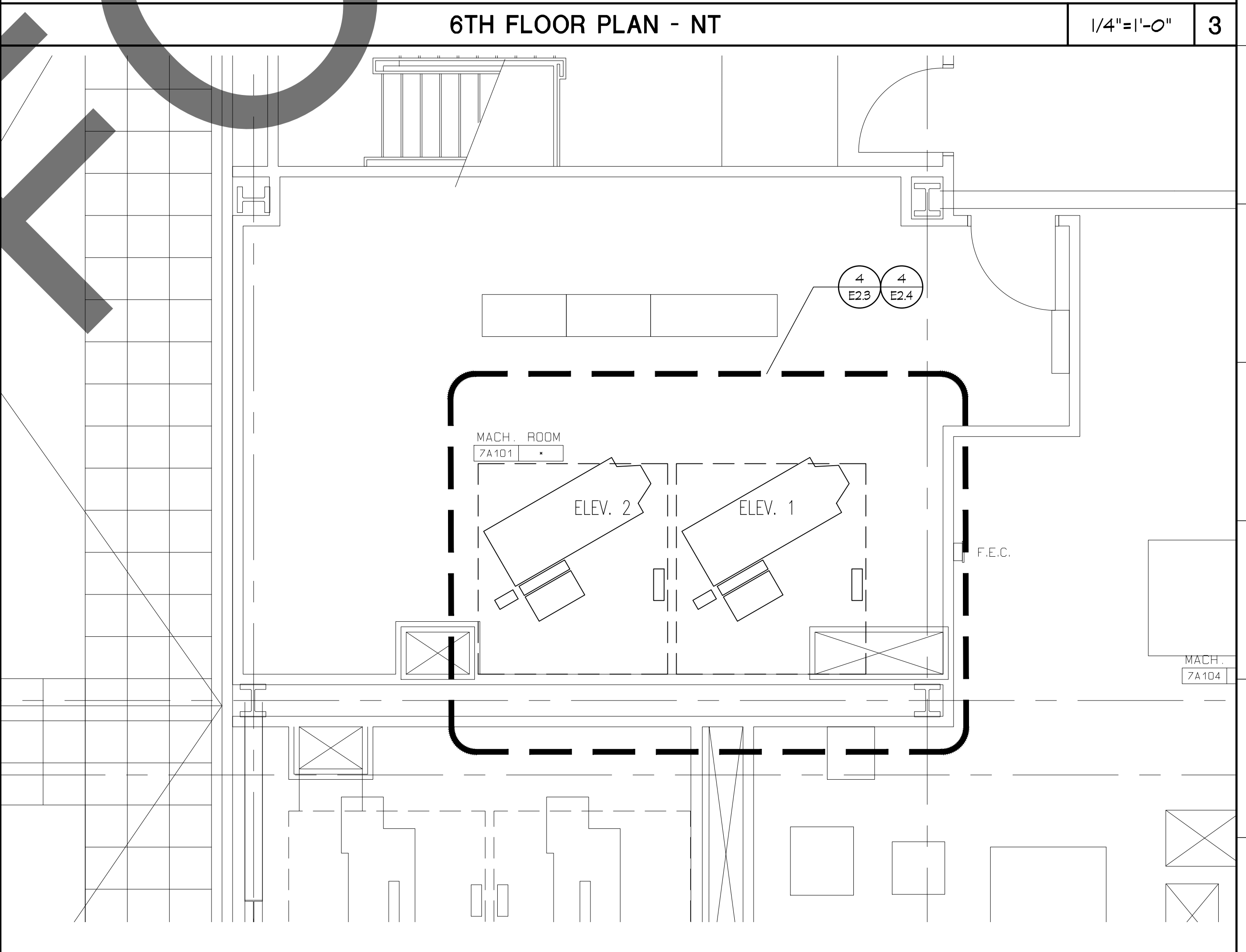
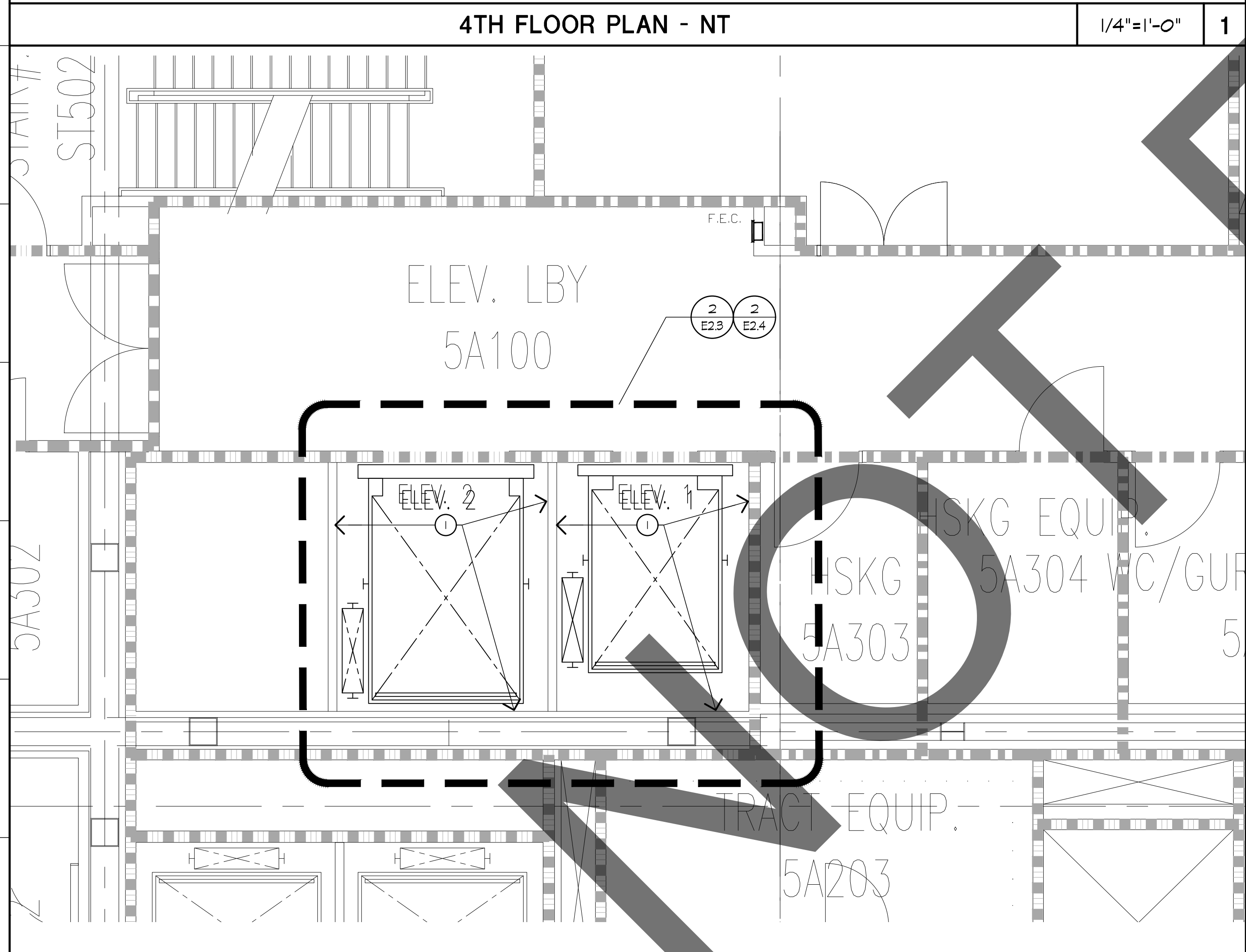
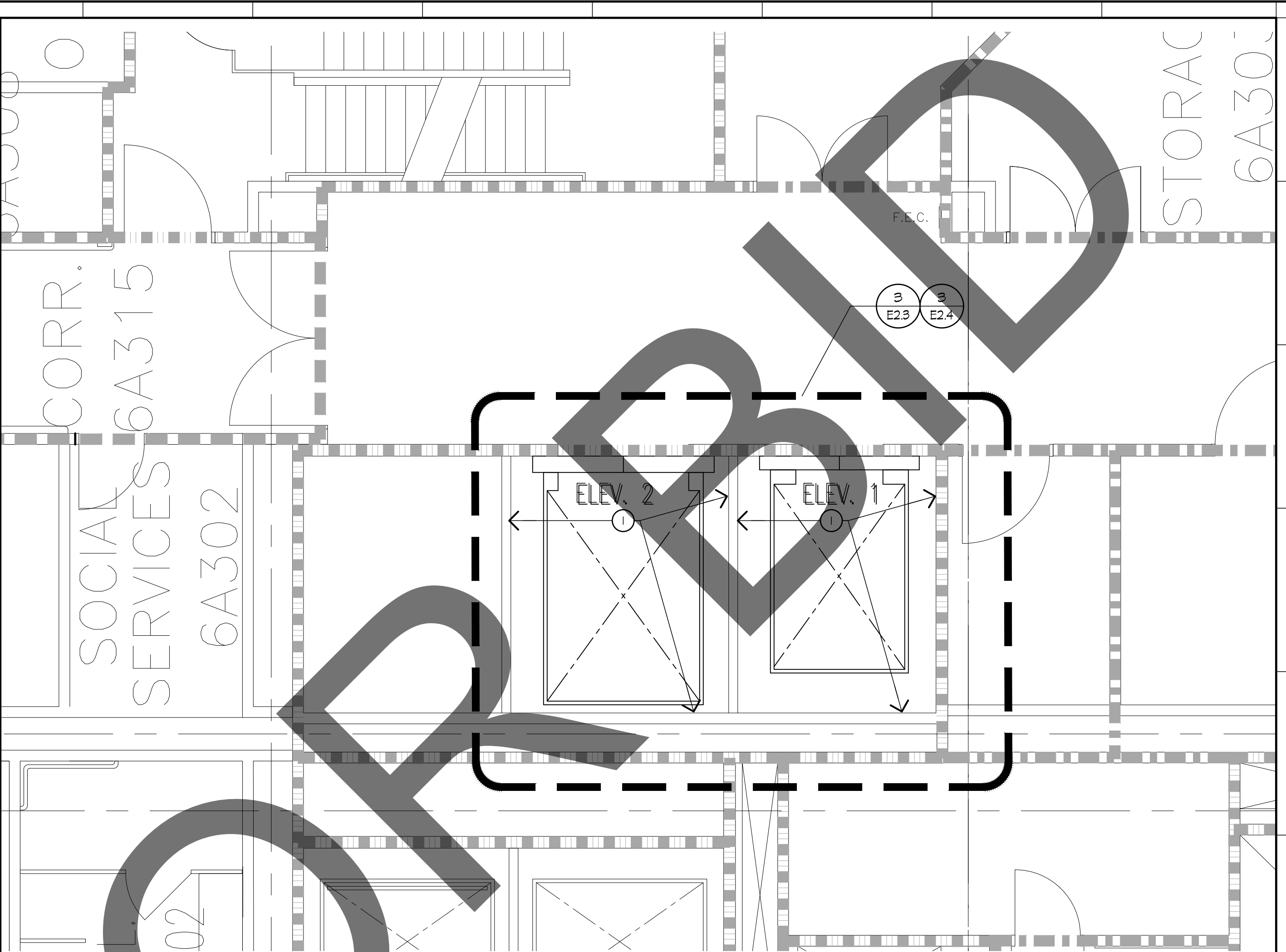
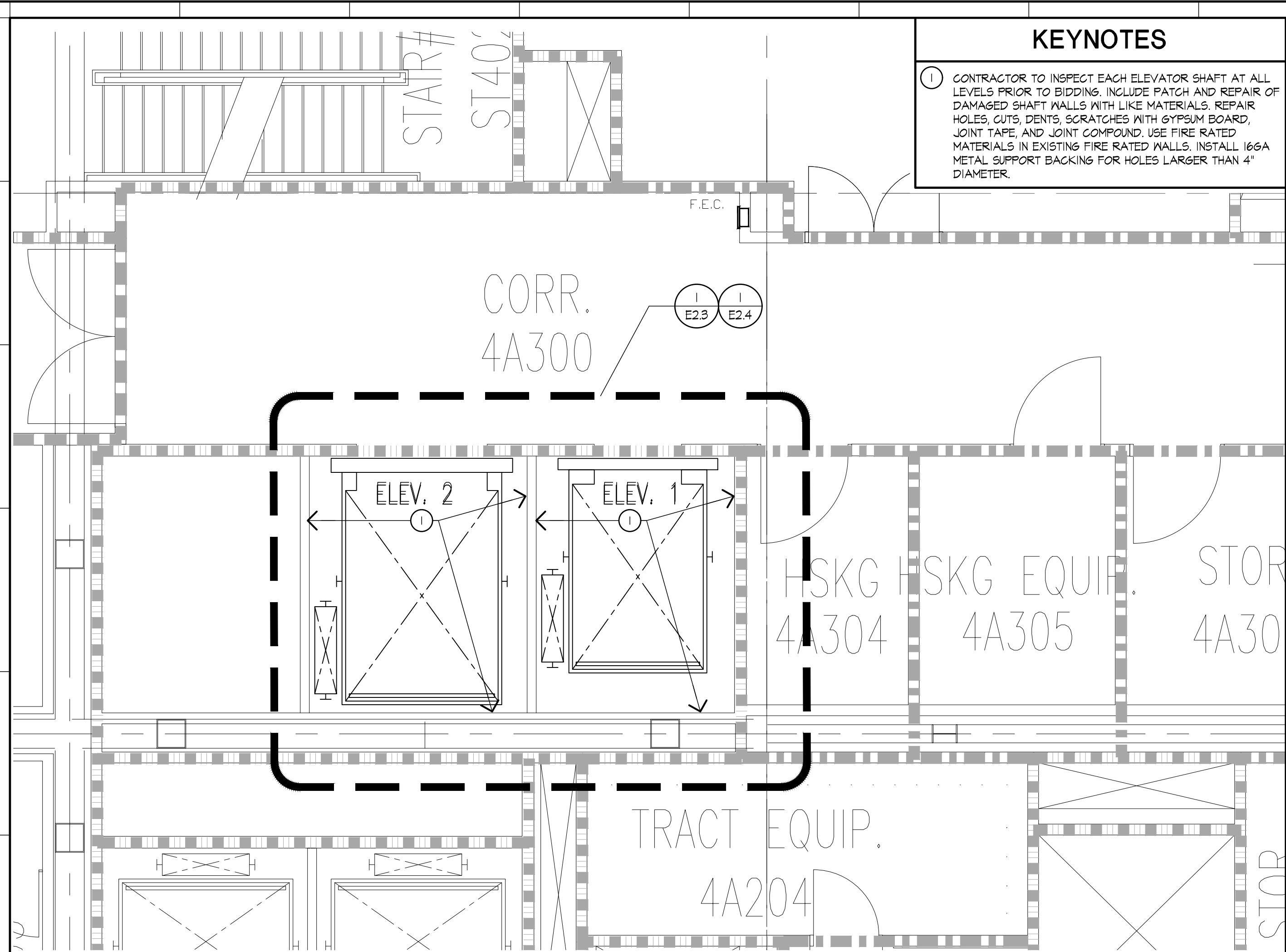
DATE: **NOVEMBER 30, 2022**

REVISIONS

▲	PLAN CHECK-01.31.23
▲	
▲	
▲	
▲	
▲	
▲	

PROJECT NUMBER: **3021021**

DRAWING NUMBER: **A2.2**



SYSTEMS DESIGN GROUP OF SAN BERNARDINO COUNTY EQUIPMENT FACILITIES REPAIRS AND MODERNIZATION PROJECT, ARROWHEAD REGIONAL MEDICAL CENTER, COLTON, CALIFORNIA

GENERAL NOTES

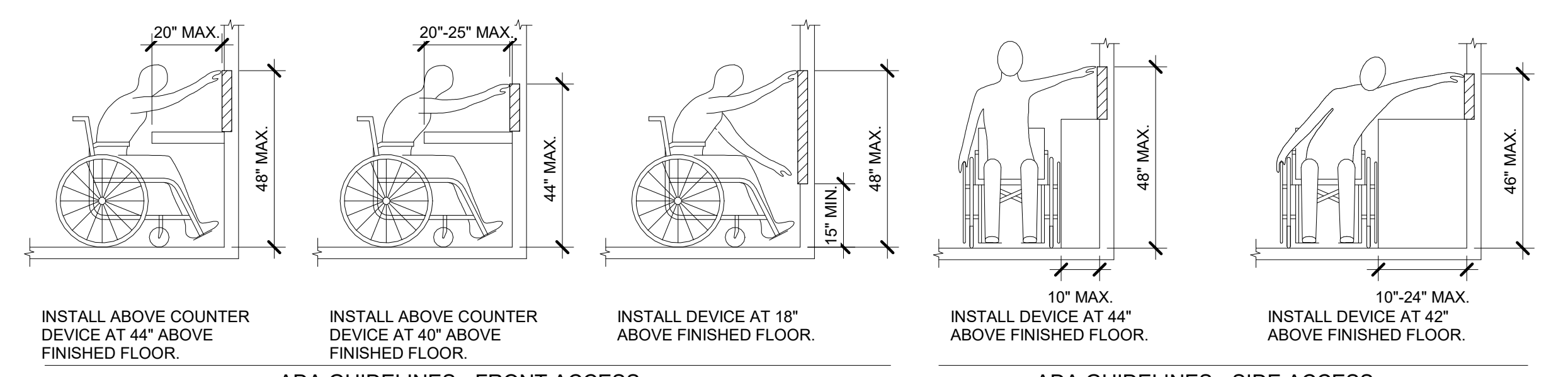
- 1. ALL ELECTRICAL MATERIALS AND EQUIPMENT SHALL BE NEW AND...
2. THE CONTRACTOR SHALL VISIT THE SITE INCLUDING ALL AREAS...
3. IT SHALL BE THE CONTRACTOR'S RESPONSIBILITY TO OBTAIN A...
...
20. ROUTE EXPOSED CONDUIT AND CONDUIT ABOVE ACCESSIBLE CEILING...

DEMOLITION NOTES

- 1. IN GENERAL, THE DEMOLITION PLAN SHOWS ALL EXISTING EQUIPMENT...
2. IT SHALL BE THE ELECTRICAL CONTRACTOR'S RESPONSIBILITY TO...
3. ALL CIRCUIT NUMBERS AND EXISTING CONDUIT HOMERUNS SHOWN...
...
20. THROUGH-PENETRATIONS AND MEMBRANE PENETRATIONS SHALL...

ELECTRICAL SYMBOL LIST table with columns: SYMBOL, TAG, SPEC SECTION, DESCRIPTION. Includes items like ECONEC, JB, PB, PANEL, MX, CB, DS, etc.

ELECTRICAL ABBREVIATION KEY table with columns: ABBR, DESCRIPTION. Includes AFF, C, GFI, N.C., NIC, N.O., SV, TYP, UON.



ADA GUIDELINES - FRONT ACCESS
ADA STANDARDS FOR ACCESSIBLE DESIGN
ADA GUIDELINES - SIDE ACCESS

ELECTRICAL SHEET INDEX

Table listing electrical sheets: E0.1 ELECTRICAL COVERSHEET, E0.2 SINGLE LINE DIAGRAM, E2.1 GROUND, 1ST, 2ND AND 3RD DEMOLITION PLANS, etc.

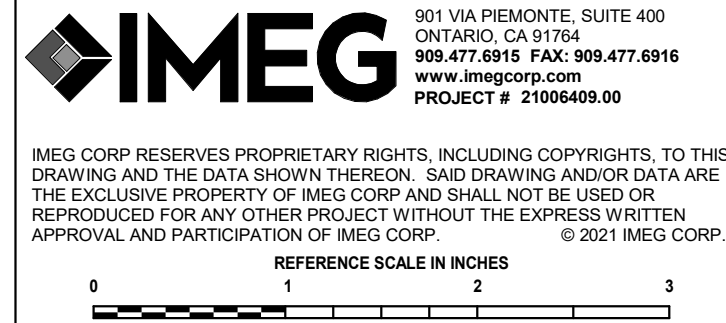

APPLICABLE CODES

CONTRACTOR SHALL COMPLY WITH APPLICABLE CODES AND LOCAL AMENDMENTS.
2019 CALIFORNIA ADMINISTRATIVE CODE (CAC)
2019 CALIFORNIA BUILDING CODE (CBC)
2019 CALIFORNIA ELECTRICAL CODE (CEC)
...
2019 CALIFORNIA GREEN BUILDING STANDARDS CODE (CALGREEN)

VIEW KEY

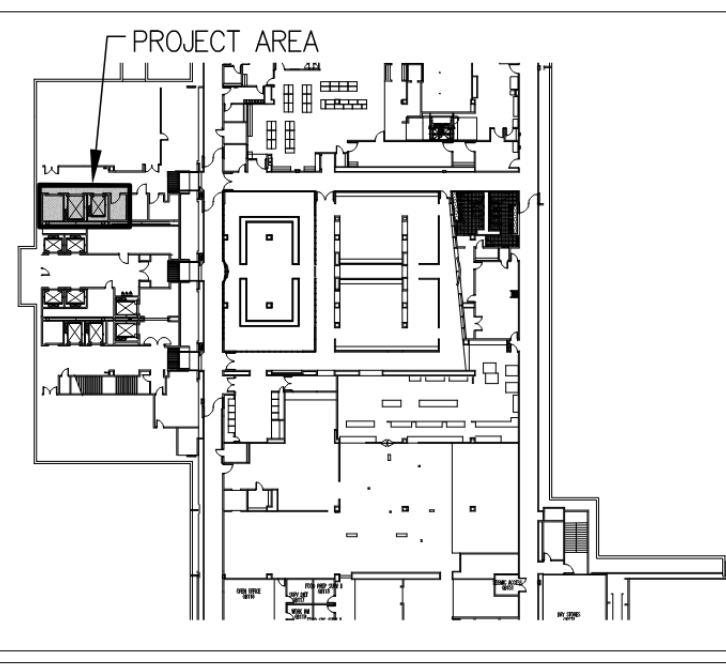
View key section including symbols for level name, height above project, view name, and line type/tag key. Also includes a north arrow and similar detail symbols.

ELEVATOR MODERNIZATION 1 & 2 FOR THE ARROWHEAD REGIONAL MEDICAL CENTER
400 N. PEPPER AVE. COLTON, CA 92324
WBSE #: 10,10,1057
CIP #: 21-156
CAF# #: COL003



Office of Statewide Health Planning & Development
HCAI # S222026-36-00
REVIEWED IN ACCORDANCE WITH THE REQUIREMENTS OF T24, CCR
APPROVED
Department of Health Care Access & Information
Office of Statewide Hospital Planning & Development
8/30/2023, 1:10:03 PM
S222026-36-00
Allen Cheng

REFERENCE PLAN





marks architects, inc. 2022
ALL REPORTS, PLANS AND DOCUMENTS PREPARED BY MARKS ARCHITECTS, INC. SHALL REMAIN THE PROPERTY OF MARKS ARCHITECTS, INC. AND ARE INTENDED FOR THIS SPECIFIC PROJECT ONLY. OTHER USES ARE PROHIBITED UNLESS OTHERWISE CONTRACTED.

ELECTRICAL COVERSHEET

Project information block: DATE: NOVEMBER 30, 2022; REVISIONS table; PROJECT NUMBER: 3021021; DRAWING NUMBER: E0.1

E0.1

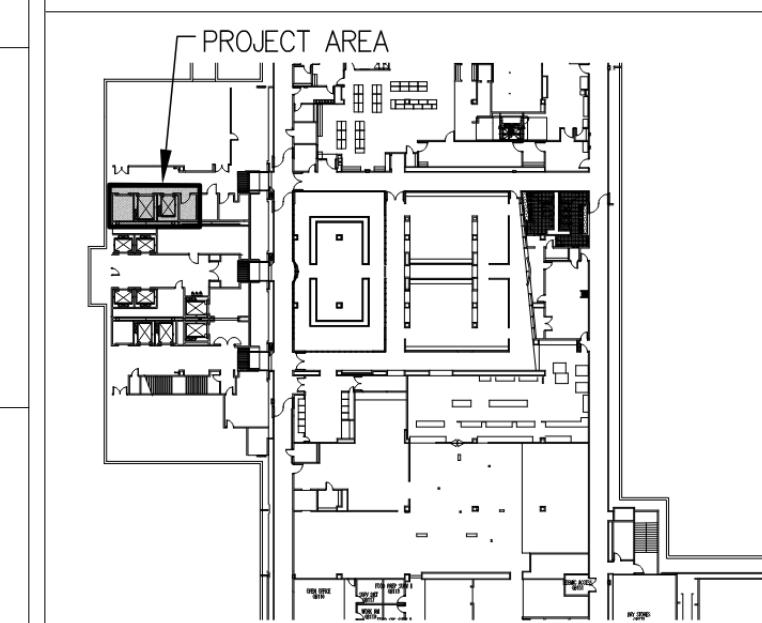


Office of Statewide Health Planning and Development

HCAI # S222026-36-00



REFERENCE PLAN



©marks architects, inc. 2022
 ALL REPORTS, PLANS AND DOCUMENTS PREPARED BY MARKS ARCHITECTS, INC. SHALL REMAIN THE PROPERTY OF MARKS ARCHITECTS, INC. AND ARE INTENDED FOR THIS SPECIFIC PROJECT ONLY. OTHER USES ARE PROHIBITED UNLESS OTHERWISE CONTRACTED.




73121 fred waring drive
 suite 200
 palm desert, ca 92260
 760-327-6800

DRAWING TITLE
SINGLE LINE DIAGRAM

DATE
NOVEMBER 30, 2022

REVISIONS	
1	1/31/23 HCAI COMMENTS



PROJECT NUMBER
3021021

DRAWING NUMBER
E0.2

EXISTING PANEL NT-GP-ELL1
 LIFE SAFETY BRANCH
 SOLID NEUTRAL
 GROUND BUS

MOUNTING: SURFACE
 ENCLOSURE: NEMA PB 1
 FED FROM: 0 A/VP @
 LOCATION:

MAIN: 100 A MCB
 VOLTS: 120/208 Wye
 PHASE: 3
 WIRE: 4
 SCCR: 65 kA
 ISC UNKNOWN 0.00 KA

NOTES:

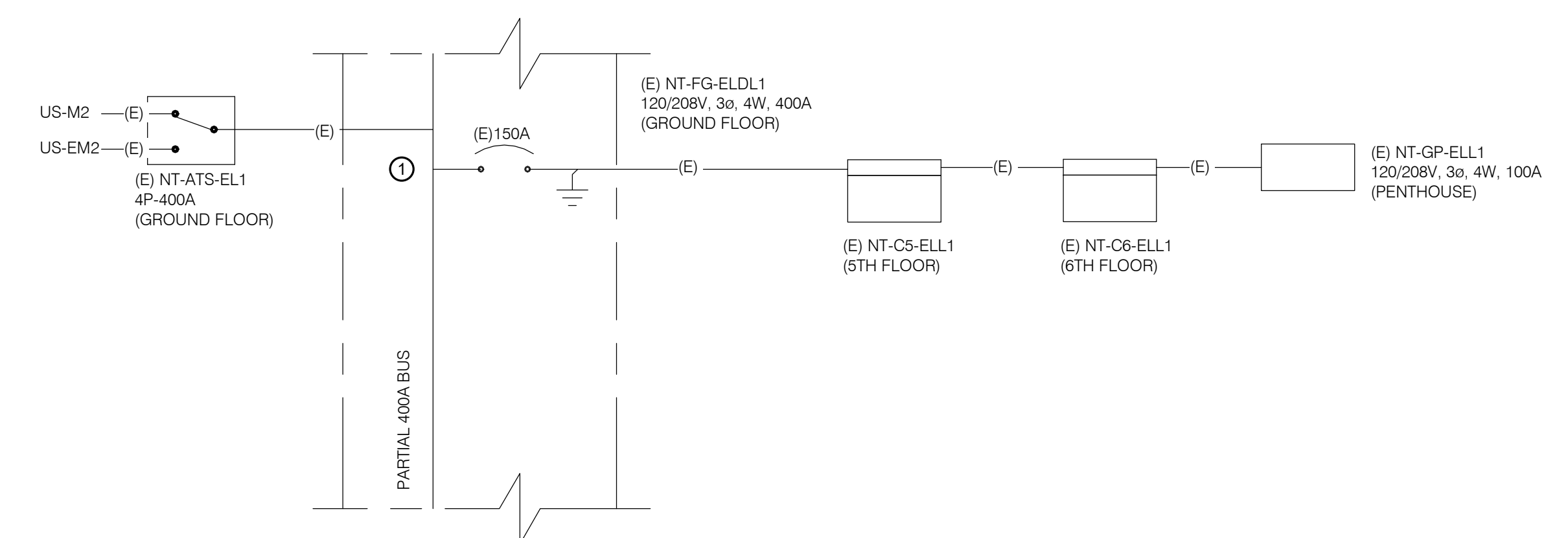
KEY	CKT NO.	LOAD DESCRIPTION	OCPP			WIRE			VD %	A	B	C	VD %	WIRE			OCPP	LOAD DESCRIPTION	CKT NO.	KEY
			AMPS	P	H	SIZE	N	G						VD %	G	N				
--	1	SPARE	20	A	1	--	--	--	0	0				--	1	20 A	SPARE	2	--	
--	3	SPARE	20	A	1	--	--	--						--	1	20 A	SPARE	4	--	
--	5	SPARE	20	A	1	--	--	--						--	1	20 A	SPARE	6	--	
--	7	SPARE	20	A	1	--	--	--	0	0				--	1	20 A	SPARE	8	--	
--	9	SPARE	20	A	1	--	--	--						--	1	20 A	SPARE	10	--	
--	11	SPARE	20	A	1	--	--	--						--	1	20 A	SPARE	12	--	
--	13	SPARE	20	A	1	--	--	--	0	0				--	1	20 A	SPARE	14	--	
--	15	SPARE	20	A	1	--	--	--						--	1	20 A	SPARE	16	--	
--	17	SPARE	20	A	1	--	--	--	0	0				--	1	20 A	SPARE	18	--	
--	19	SPARE	20	A	1	--	--	--						--	1	20 A	SPARE	20	--	
--	21	SPARE	20	A	1	--	--	--	0	0				--	1	20 A	SPARE	22	--	
--	23	SPARE	20	A	1	--	--	--						--	1	20 A	SPARE	24	--	
--	25	SPACE	--	--	--	--	--	--	0	0				--	--	SPACE	26	--		
--	27	SPACE	--	--	--	--	--	--						--	--	SPACE	28	--		
--	29	SPACE	--	--	--	--	--	--						--	--	SPACE	30	--		
--	31	SPACE	--	--	--	--	--	--	0	0				--	--	SPACE	32	--		
--	33	SPACE	--	--	--	--	--	--						--	--	SPACE	34	--		
--	35	SPACE	--	--	--	--	--	--						--	--	SPACE	36	--		
--	37	SPACE	--	--	--	--	--	--	0	0				--	--	SPACE	38	--		
--	39	SPACE	--	--	--	--	--	--						--	--	SPACE	40	--		
--	41	SPACE	--	--	--	--	--	--						--	--	SPACE	42	--		
			Total Load:			0.00 kVA			0.00 kVA			0.00 kVA								
			Total Amps:			0.00			0.00			0.00								

LOAD CLASSIFICATION

CONNECTED LOAD	DEMAND FACTOR	ESTIMATED DEMAND	TOTALS*
TOTAL CONNECTED LOAD:			0.00 kVA
TOTAL ESTIMATED DEMAND LOAD:			0 kVA
TOTAL CONNECTED AMPS:			0.00 A
TOTAL ESTIMATED DEMAND AMPS:			0 A

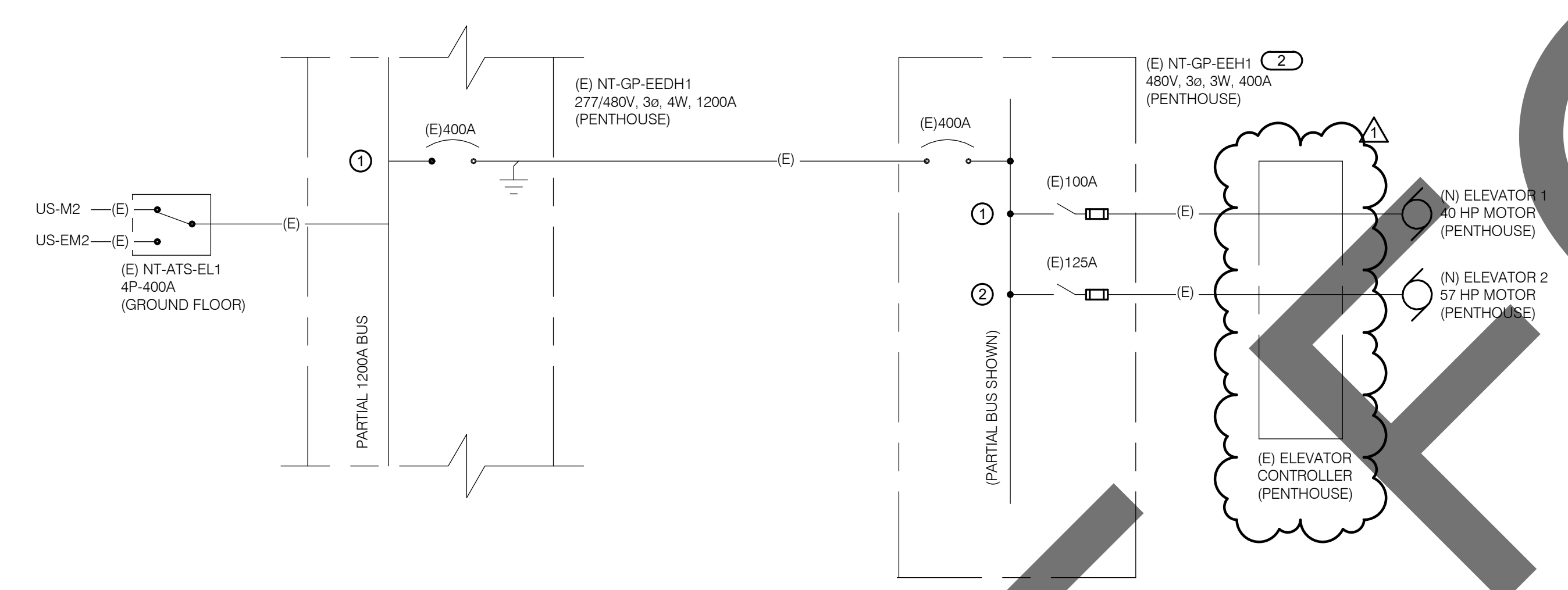
*TOTAL DEMAND CALCS SUBTRACT ANY REDUNDANT LOAD AND THE SMALLER OF ANY NONCOINCIDENT HVAC LOADS. THIS CALC IS DONE AT EACH PANEL.

CIRCUIT KEY NOTES:



(E) NT-GP-ELL1 LOAD SUMMARY
 120/208V, 3e, 4W, 100A

(E) DEMAND LOAD = 18.7 KVA
 X 1.25% = 23.4 KVA
 REMOVED LOAD = 00.0 KVA
 ADDED LOAD = 1.0 KVA
 TOTAL LOAD = 24.4 KVA
 = 67.8 A

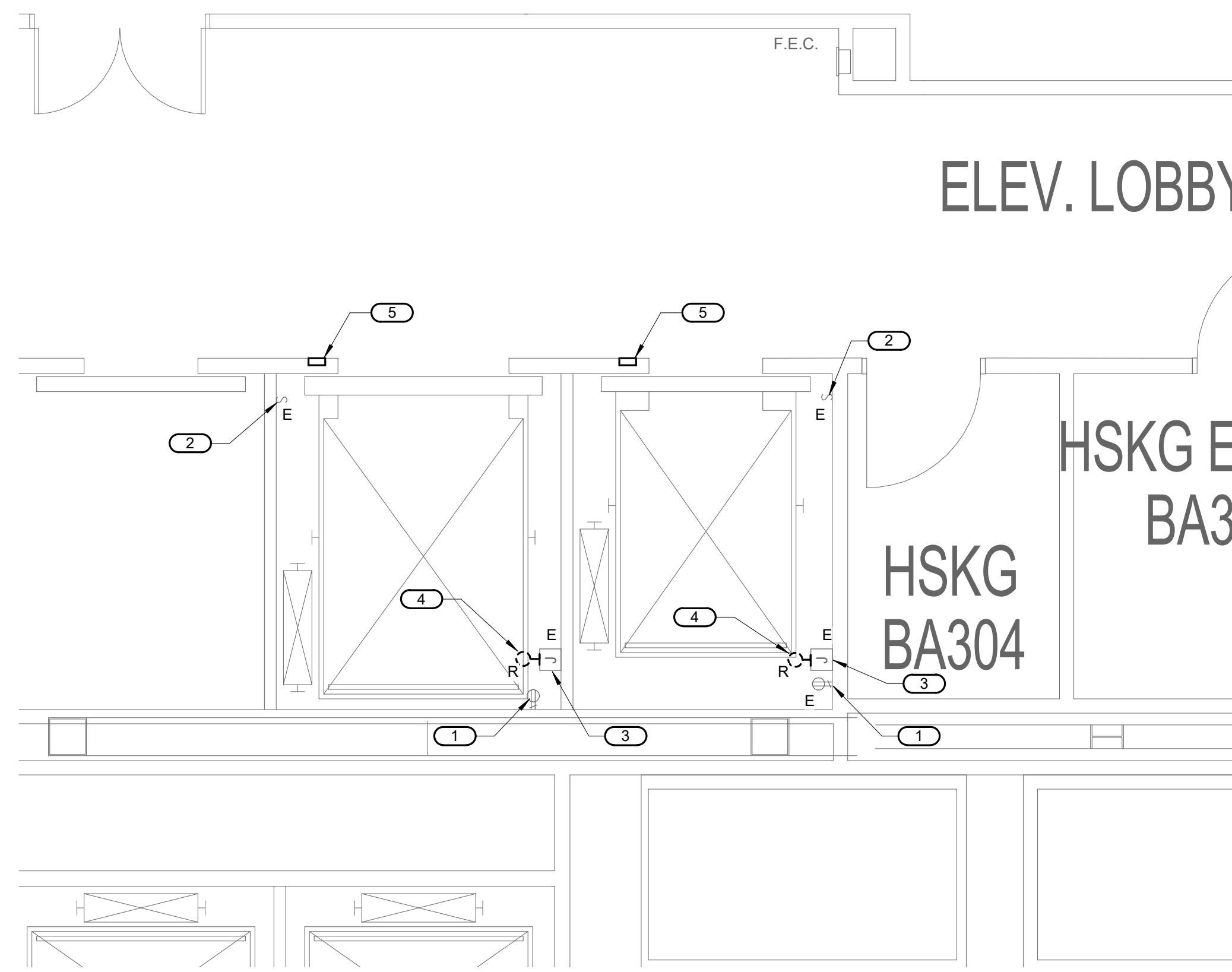


(E) NT-GP-EEDH1 LOAD SUMMARY
 277/480V, 3e, 4W, 1200A

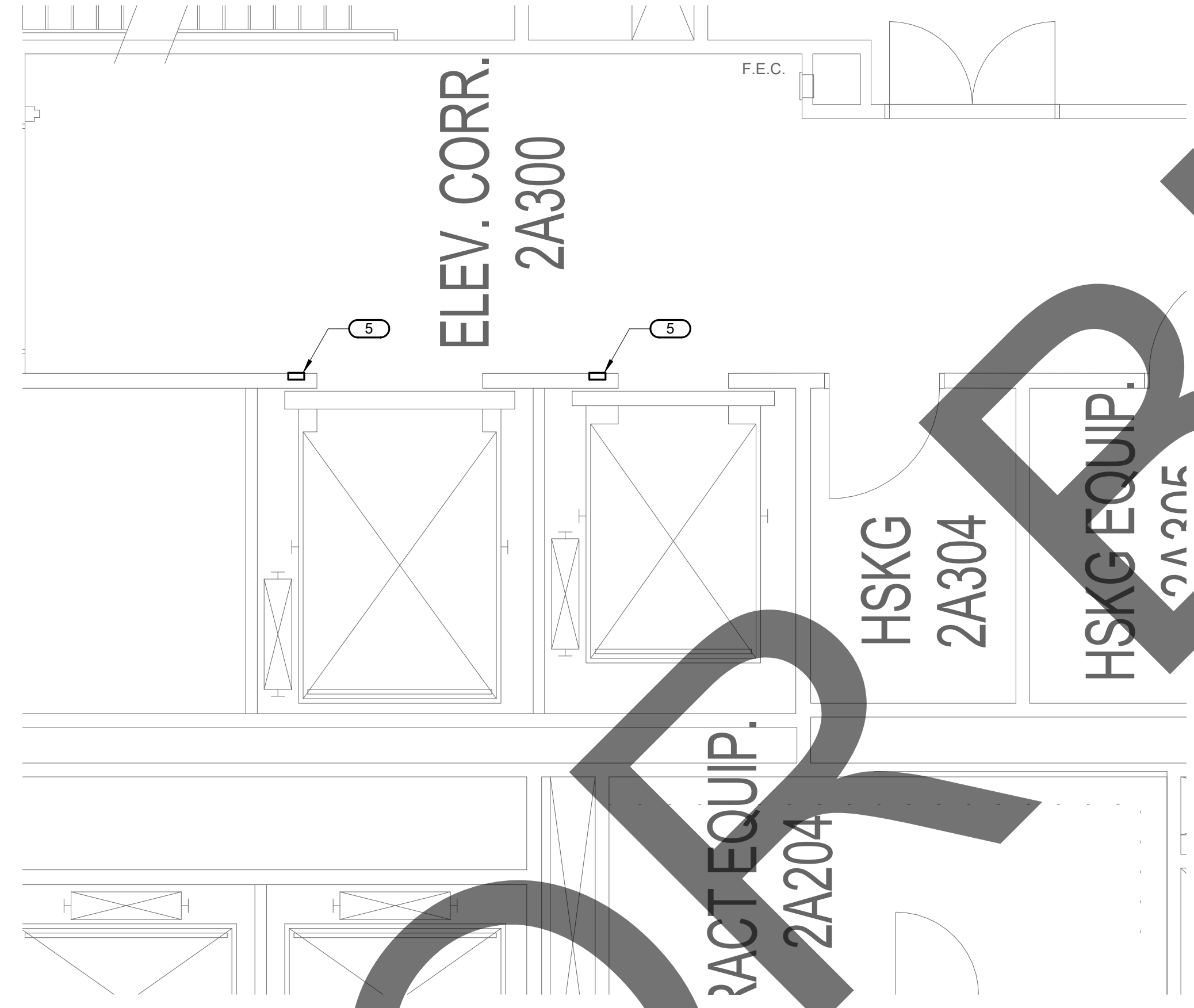
(E) DEMAND LOAD = 234.3 KVA
 X 1.25% = 292.9 KVA
 REMOVED LOAD = 107.2 KVA
 ADDED LOAD = 107.2 KVA
 TOTAL LOAD = 292.9 KVA
 = 352.5 A

NOTES:
 1. ELECTRICAL LOAD READING PERFORMED BETWEEN 11/02/2021 THRU 12/02/2021.
 2. THE EXISTING ELEVATOR MOTOR WAS REPLACED WITH A NEW ELEVATOR MOTOR WITH THE SAME 40 AND 57 MOTOR HORSE POWER RATINGS. NO CHANGE IN ELECTRICAL LOAD WAS MADE IN THE PROJECT.

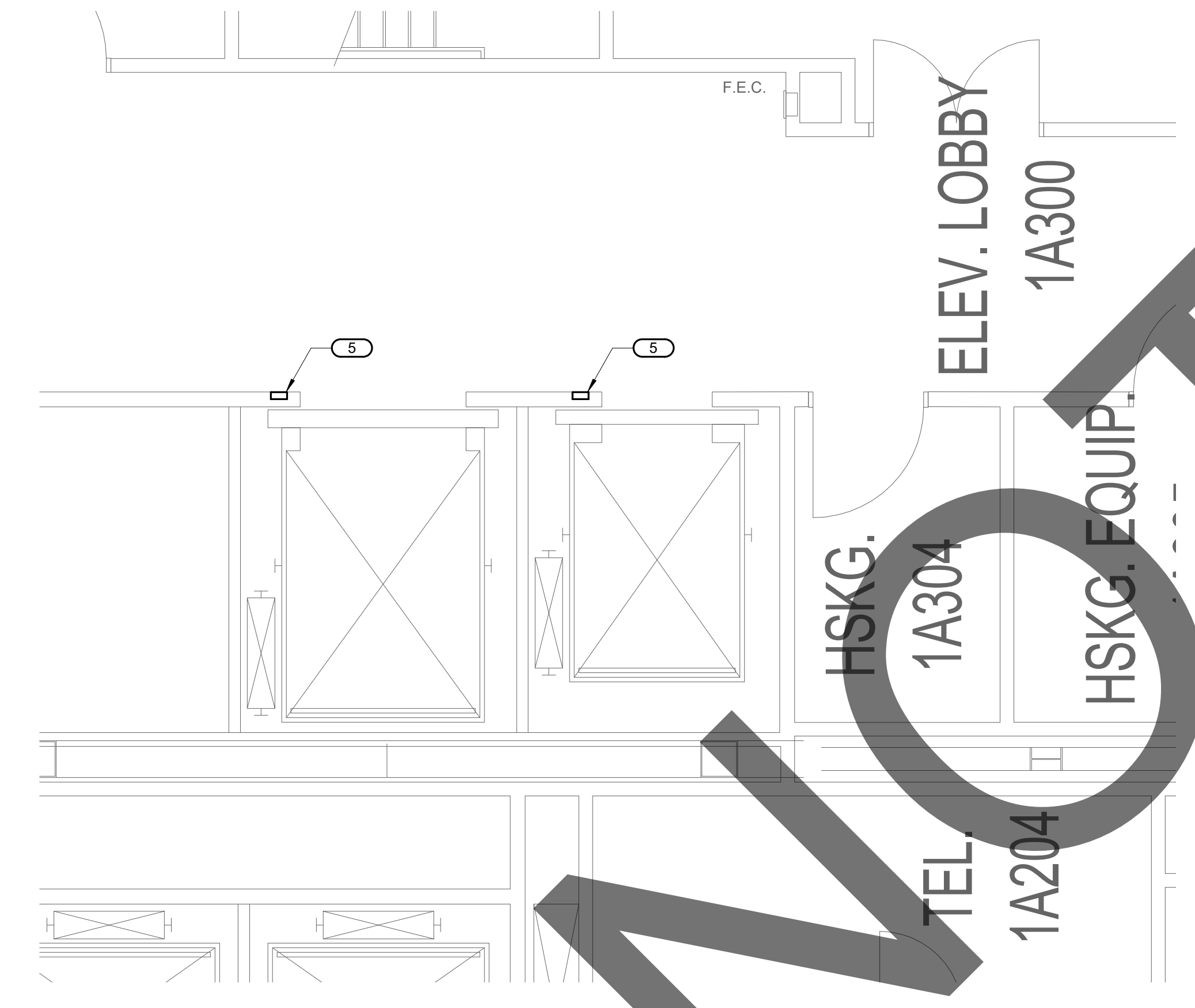
1 SINGLE LINE DIAGRAM
 NO SCALE



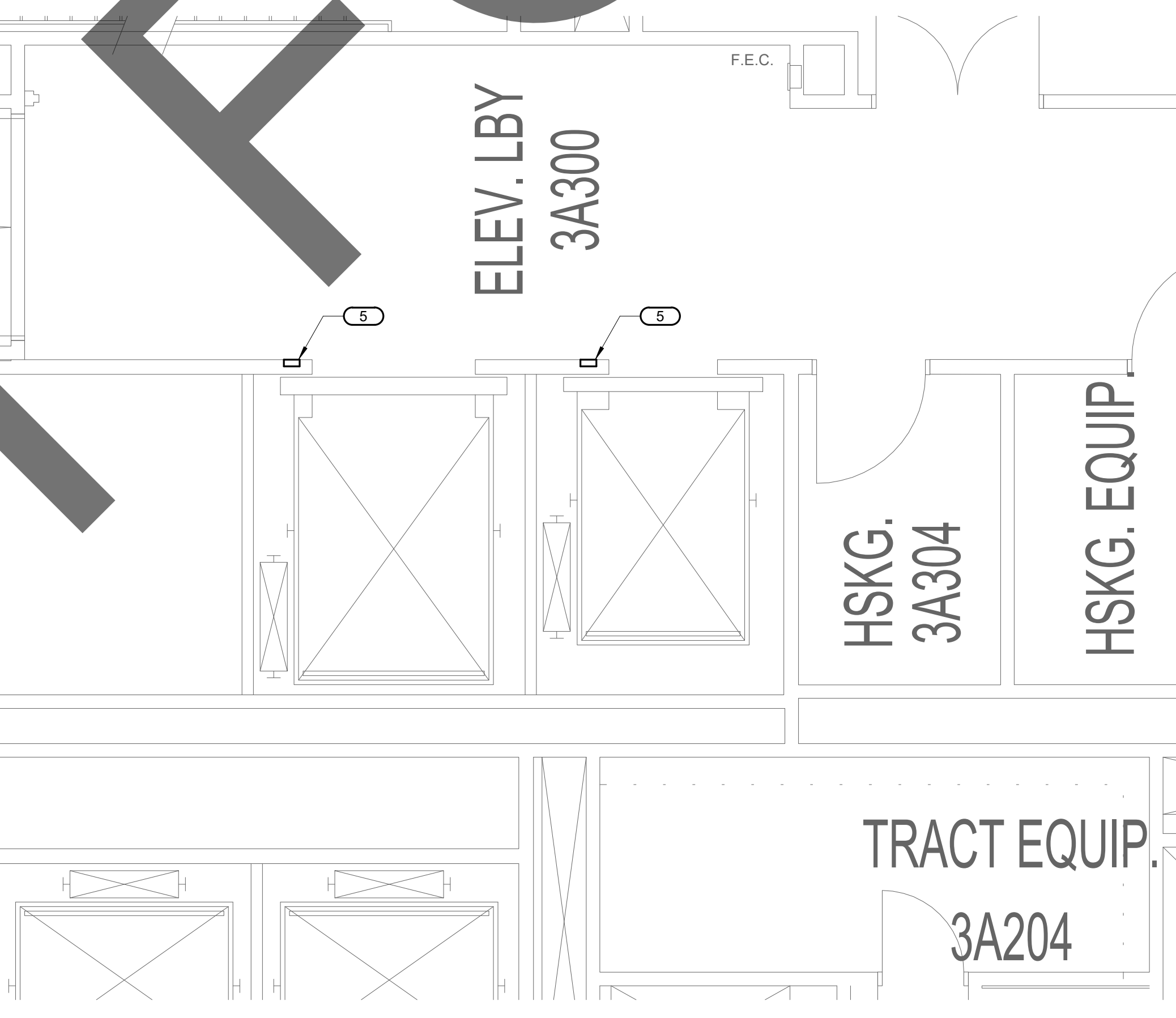
1 DEMOLITION GROUND FLOOR PLAN - NT
1/4" = 1'-0"



3 DEMOLITION 2ND FLOOR PLAN - NT
1/4" = 1'-0"



2 DEMOLITION 1ST FLOOR PLAN - NT
1/4" = 1'-0"

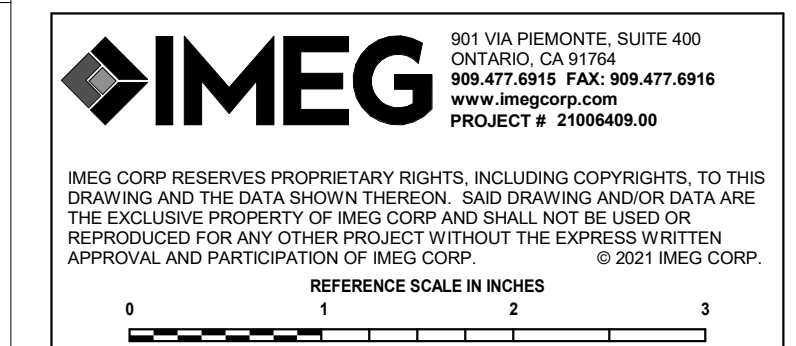



4 DEMOLITION 3RD FLOOR PLAN - NT
1/4" = 1'-0"

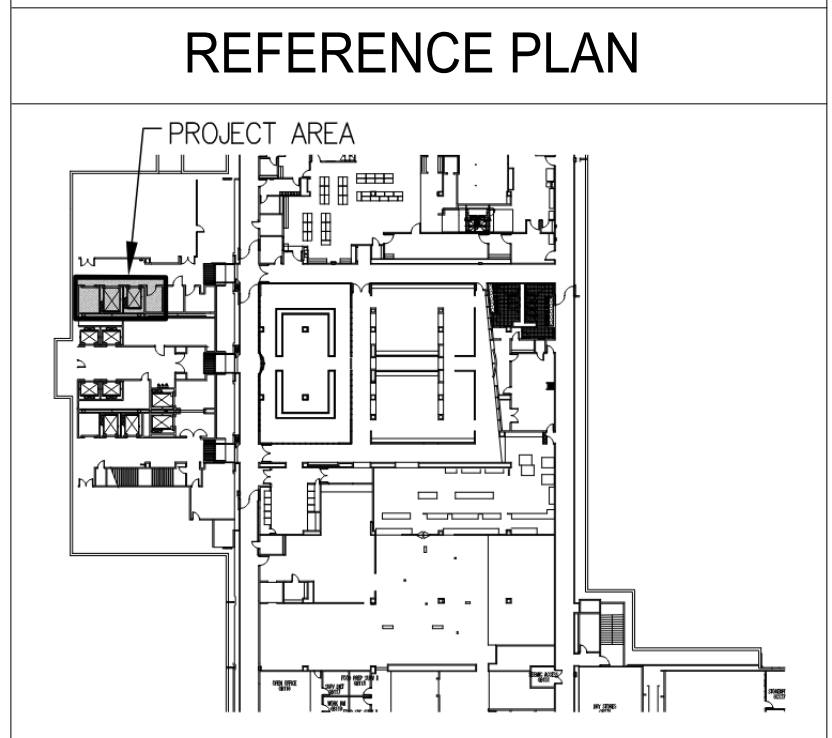
DEMOLITION KEY NOTES:

- EXISTING ELEVATOR PIT RECEPTACLE TO BE REPLACED WITH NEW GF TYPE RECEPTACLE. EXISTING CIRCUIT TO REMAIN.
- EXISTING ELEVATOR PIT LIGHT SWITCH TO REMAIN.
- EXISTING ELEVATOR PIT LIGHT CIRCUIT IN EXISTING JUNCTION BOX TO REMAIN AND REUSED. PROVIDE NEW CONDUIT AND WIRES TO MATCH EXISTING. PROVIDE COVER PLATE FOR EXISTING JUNCTION BOX.
- EXISTING GLASS GLOBE LIGHT FIXTURE TO BE REMOVED AND REPLACED WITH NEW. EXISTING CIRCUIT CONDUIT AND WIRES TO REMAIN AND REUSED. FIELD VERIFY EXISTING CONDITIONS AND EXACT LOCATIONS.
- EXISTING ELEVATOR PUSH BUTTON TO BE REPLACED. COORDINATE WITH ELEVATOR INSTALLER FOR ELECTRICAL CIRCUIT CONNECTION REQUIREMENTS.

PROJECT TITLE
ELEVATOR MODERNIZATION 1 & 2
FOR THE
ARROWHEAD REGIONAL MEDICAL CENTER
400 N. PEPPER AVE.
COLTON, CA. 92324
WBSE #: 10.10.1057
CIP #: 21-156
CAF# #: COL003



Office of Statewide Health Planning and Development
HCAI # S222026-36-00



marks architects, inc. 2022
ALL REPORTS, PLANS AND DOCUMENTS PREPARED BY MARKS ARCHITECTS, INC. SHALL REMAIN THE PROPERTY OF MARKS ARCHITECTS, INC. AND ARE INTENDED FOR THIS SPECIFIC PROJECT ONLY. OTHER USES ARE PROHIBITED UNLESS OTHERWISE CONTRACTED.

DRAWING TITLE
GROUND, 1ST, 2ND AND 3RD DEMOLITION PLANS

DATE
NOVEMBER 30, 2022

REVISIONS

NO.	DESCRIPTION

marks architects
73121 fred waring drive suite 200 palm desert, ca 92260 760-327-6800

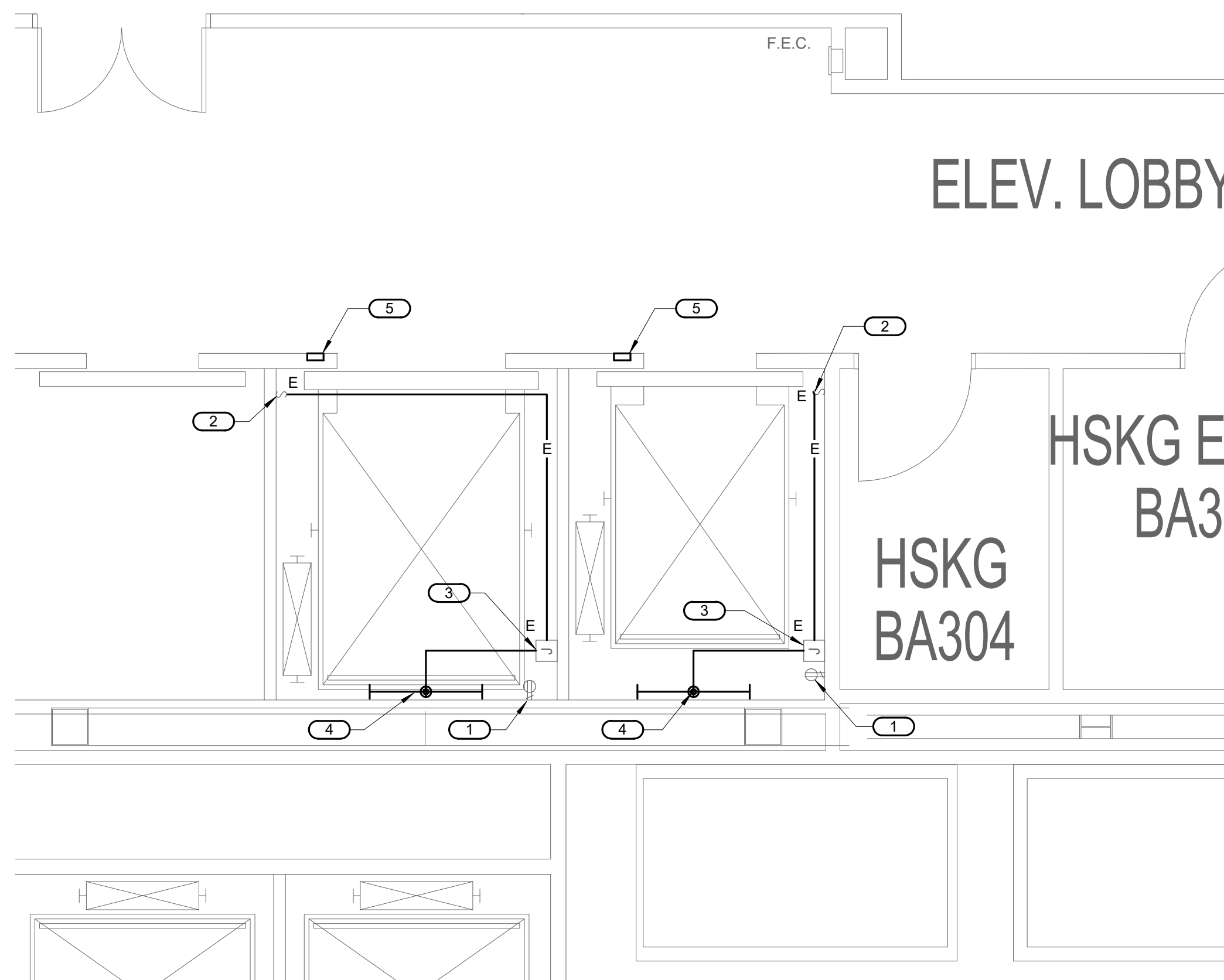
DATE
NOVEMBER 30, 2022

REVISIONS

NO.	DESCRIPTION

PROJECT NUMBER
3021021

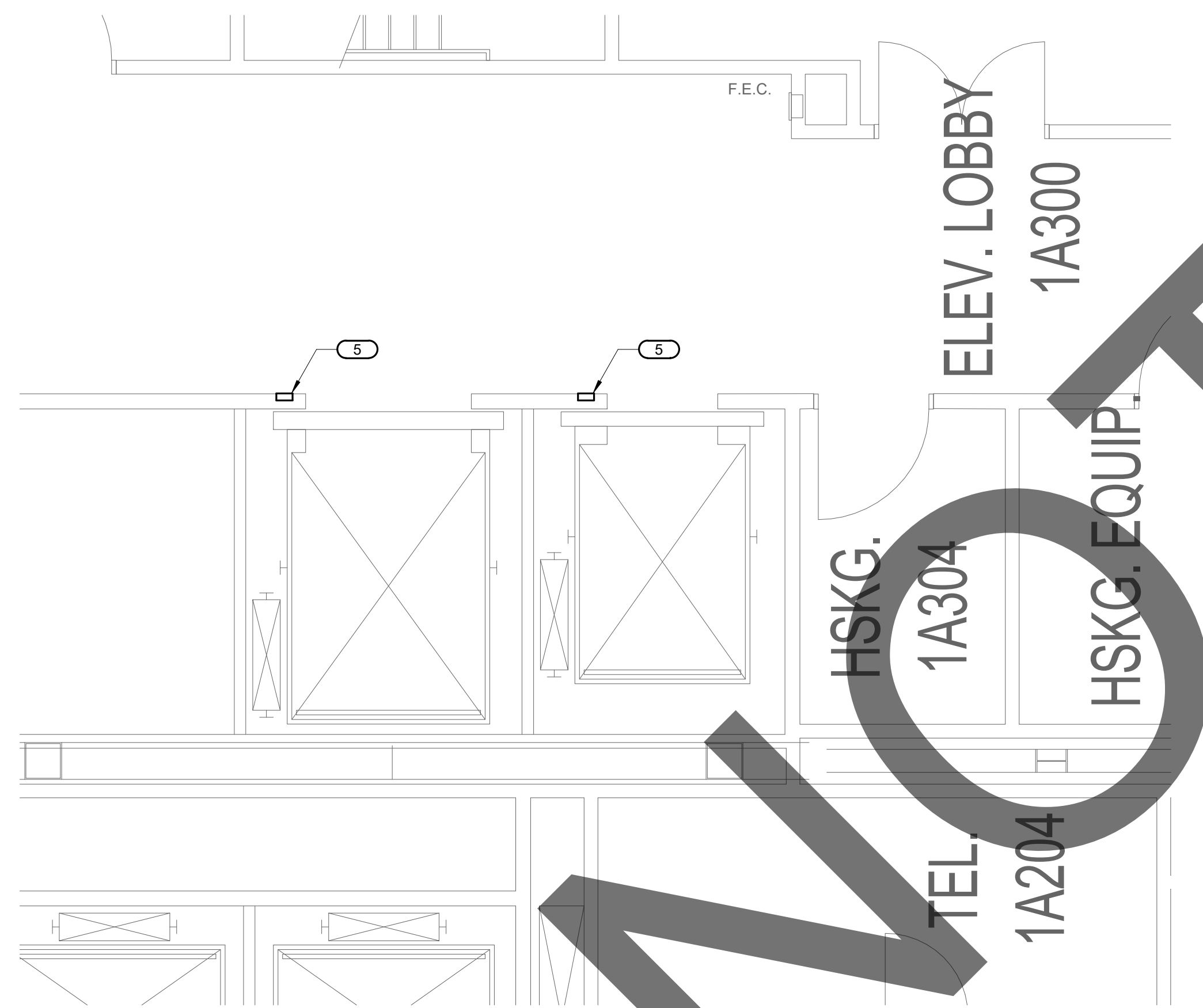
DRAWING NUMBER
E2.1



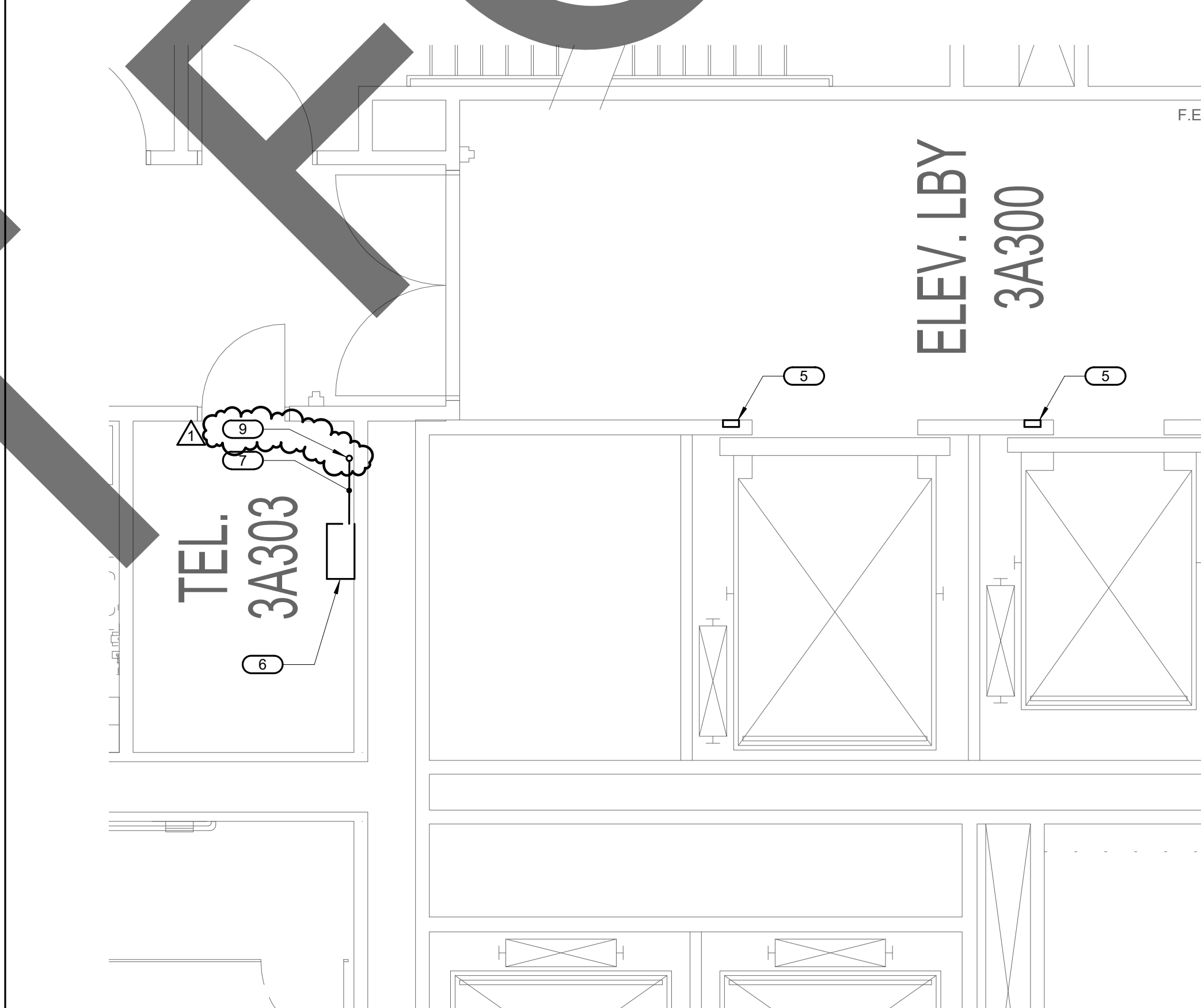
1 REMODEL GROUND FLOOR PLAN - NT
1/4" = 1'-0"



3 REMODEL 2ND FLOOR PLAN - NT
1/4" = 1'-0"



2 REMODEL 1ST FLOOR PLAN - NT
1/4" = 1'-0"





4 REMODEL 3RD FLOOR PLAN - NT
1/4" = 1'-0"

REMODEL KEY NOTES:

- EXISTING ELEVATOR PIT RECEPTACLE TO BE REPLACED WITH NEW GFI TYPE RECEPTACLE. EXISTING CIRCUIT TO REMAIN.
- EXISTING ELEVATOR PIT LIGHT SWITCH TO REMAIN.
- EXISTING ELEVATOR PIT LIGHT CIRCUIT IN EXISTING JUNCTION BOX TO BE EXTENDED TO NEW LIGHT FIXTURE. PROVIDE NEW CONDUIT AND WIRES TO MATCH EXISTING. PROVIDE COVER PLATE FOR EXISTING JUNCTION BOX.
- NEW ELEVATOR PIT LED LIGHT FIXTURE WALL MOUNTED AT +4' ABOVE ELEVATOR PIT FLOOR. EXTEND ELEVATOR LIGHT FIXTURE CIRCUIT TO NEW LIGHT LOCATION. PROVIDE RGS CONDUIT AS REQUIRED.
- EXISTING ELEVATOR PUSH BUTTON TO BE REPLACE. COORDINATE WITH ELEVATOR INSTALLER FOR ELECTRICAL CIRCUIT CONNECTION REQUIREMENTS.
- EXISTING CENTRAK INFANT SECURITY SYSTEMS TERMINAL CABINET. COORDINATE WITH CONVERGINT HEALTHCARE REPRESENTATIVE FOR CONNECTION TO EXISTING SYSTEM. FIELD VERIFY EXACT LOCATION.
- PROVIDE 34" CAT 6 DATA CABLES FROM THE CENTRAK INFANT SECURITY SYSTEMS TERMINAL CABINET TO THE ELEVATORS 1 & 2 CONTROLLER IN THE ELEVATOR MACHINE ROOM LOCATED ON THE PENTHOUSE. REFER TO 4/E2.4 FOR LOCATION.
- ROUTE CONDUIT UP TO THIRD FLOOR EXISTING CENTRAK INFANT SECURITY SYSTEMS TERMINAL CABINET. FIELD VERIFY EXACT CONDUIT ROUTING TO THE ELEVATOR CONTROLLER. REFER TO 1/E3.1 FOR CONDUIT THRU WALLS AND FLOOR DETAIL. REFER TO 4/E2.2 FOR LOCATION.
- ROUTE CONDUIT UP TO FOURTH FLOOR. FIELD VERIFY EXACT CONDUIT ROUTING TO THE ELEVATOR CONTROLLER. REFER TO 1/E3.1 FOR CONDUIT THRU WALLS AND FLOOR DETAIL.

PROJECT TITLE
ELEVATOR MODERNIZATION 1 & 2
FOR THE
ARROWHEAD REGIONAL MEDICAL CENTER
400 N. PEPPER AVE.
COLTON, CA. 92324
WBSE #: 10.10.1057
CIP #: 21-156
CAF# #: COL003

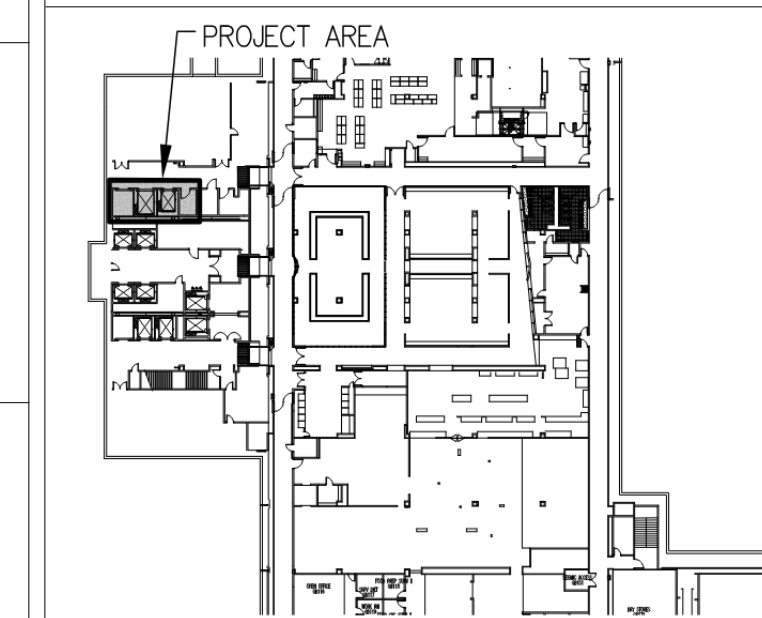


Office of Statewide Health Planning and Development

HCAI # S222026-36-00



REFERENCE PLAN



marks architects, inc. 2022
ALL REPORTS, PLANS AND DOCUMENTS PREPARED BY MARKS ARCHITECTS, INC. SHALL REMAIN THE PROPERTY OF MARKS ARCHITECTS, INC. AND ARE INTENDED FOR THIS SPECIFIC PROJECT ONLY. OTHER USES ARE PROHIBITED UNLESS OTHERWISE CONTRACTED.

GROUND, 1ST, 2ND AND 3RD REMODEL PLANS

73121 fred waring drive
suite 200
palm desert, ca 92260
760-327-6800

DRAWING TITLE: **GROUND, 1ST, 2ND AND 3RD REMODEL PLANS**

DATE: **NOVEMBER 30, 2022**

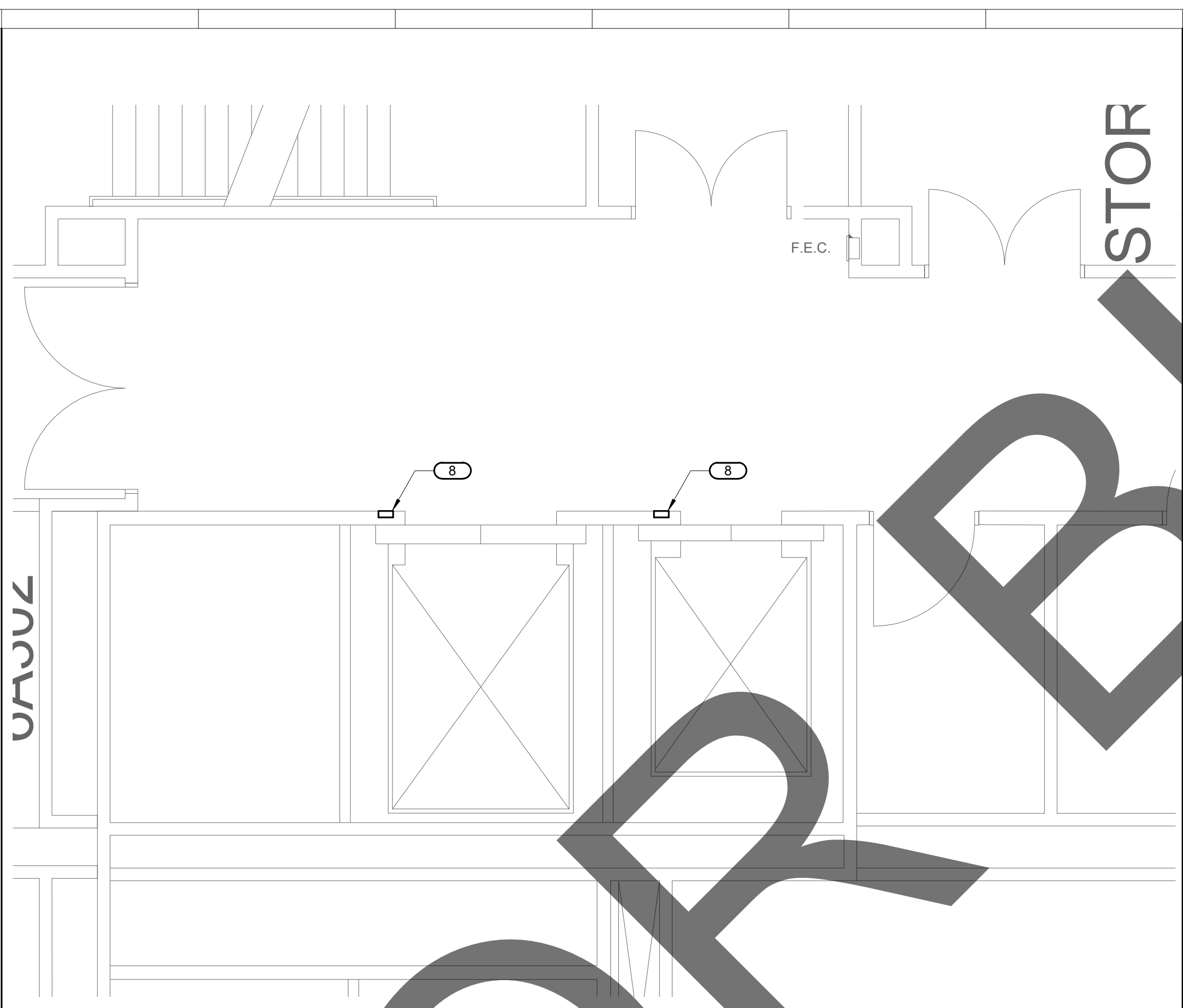
NO.	DATE	REVISIONS
1	1/31/23	HCAI COMMENTS

PROJECT NUMBER: **3021021**

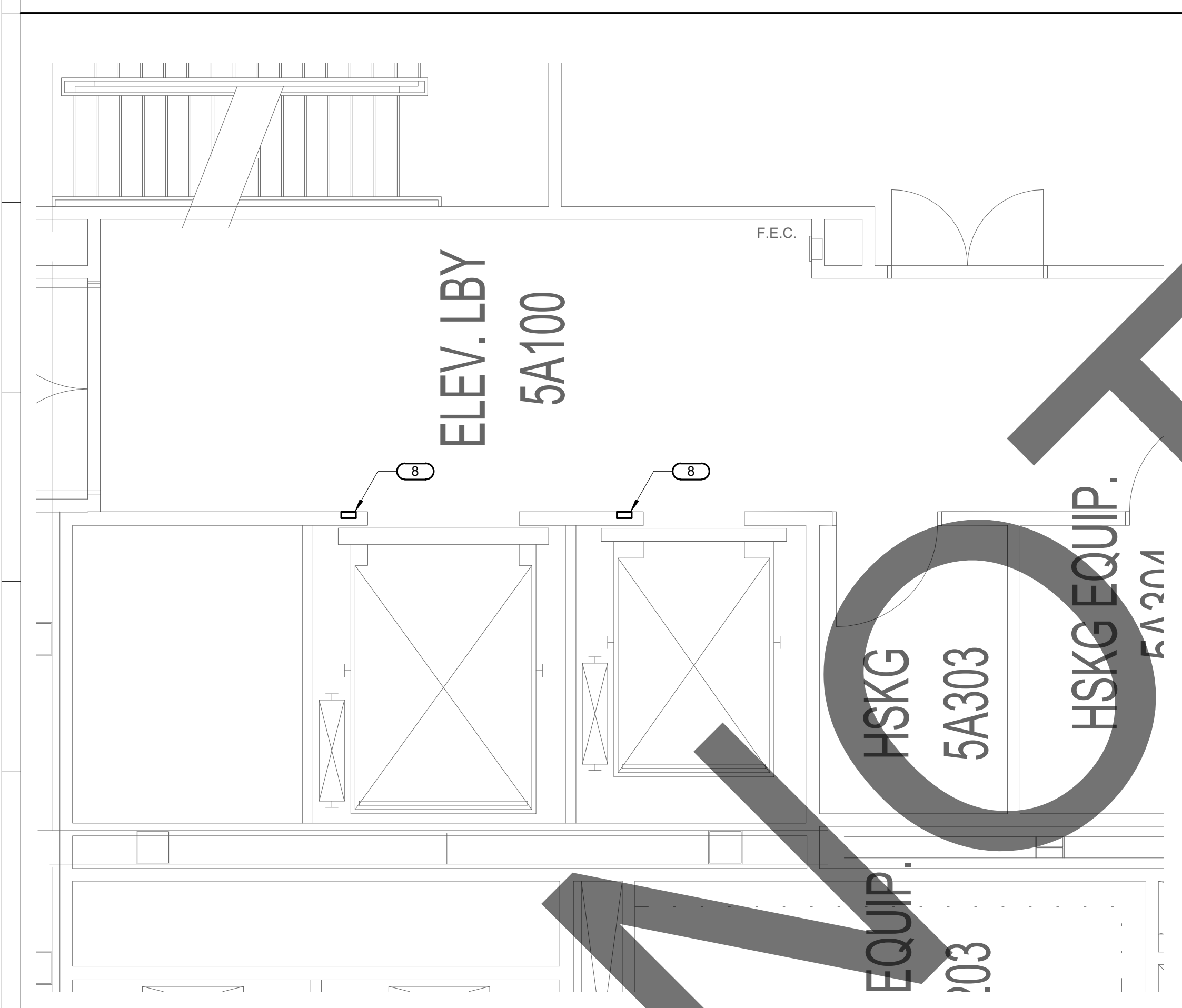
DRAWING NUMBER: **E2.2**



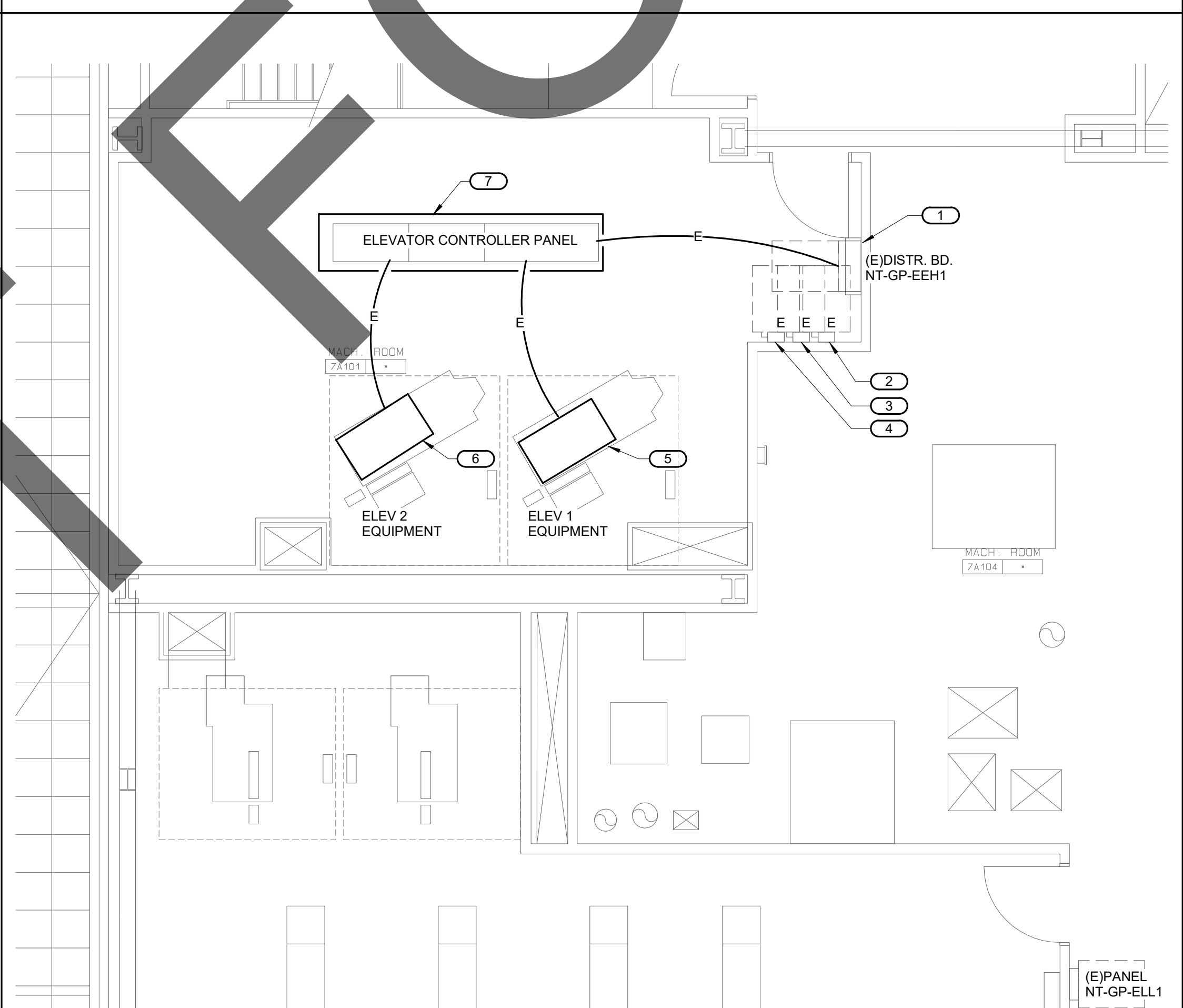
1 DEMOLITION 4TH FLOOR PLAN - NT
1/4" = 1'-0"



3 DEMOLITION 6TH FLOOR PLAN - NT
1/4" = 1'-0"



2 DEMOLITION 5TH FLOOR PLAN - NT
1/4" = 1'-0"



4 DEMOLITION PENTHOUSE FLOOR PLAN - NT
3/16" = 1'-0"

- DEMOLITION KEY NOTES:**
- EXISTING DISTRIBUTION BOARD 400A, 480V, 3PH, 3W TO REMAIN.
 - EXISTING ELEVATOR 1 CAB LIGHTING AND BLOWER DISCONNECT SWITCH TO REMAIN.
 - EXISTING ELEVATOR 2 CAB LIGHTING AND BLOWER DISCONNECT SWITCH TO REMAIN.
 - EXISTING SPARE DISCONNECT SWITCH TO REMAIN.
 - EXISTING 40HP MOTOR FOR EXISTING ELEVATOR 1 TO BE REPLACED. EXISTING ELEVATOR 1 CIRCUIT WIRES TO REMAIN AND REUSED. FIELD VERIFY EXACT LOCATION.
 - EXISTING 57HP MOTOR FOR EXISTING ELEVATOR 2 TO BE REPLACED. EXISTING ELEVATOR 2 CIRCUIT WIRES TO REMAIN AND REUSED. FIELD VERIFY EXACT LOCATION.
 - EXISTING ELEVATOR CONTROLLER CONNECTIONS TO EACH ELEVATOR CAB TO REMAIN. COORDINATE WITH ELEVATOR INSTALLER FOR RECONNECTION DETAILS.
 - EXISTING ELEVATOR PUSH BUTTON TO BE REPLACED. COORDINATE WITH ELEVATOR INSTALLER FOR ELECTRICAL CIRCUIT CONNECTION REQUIREMENTS.

PROJECT TITLE
ELEVATOR MODERNIZATION 1 & 2
FOR THE
ARROWHEAD REGIONAL MEDICAL CENTER
400 N. PEPPER AVE.
COLTON, CA. 92324
WBSE #: 10.10.1057
CIP #: 21-156
CAF# #: COL003

IMEG
901 VIA PIEMONTE, SUITE 400
ONTARIO, CA 91764
951.477.6916 FAX: 951.477.6916
www.imegcorp.com
PROJECT # 21006409.00

IMEG CORP RESERVES PROPRIETARY RIGHTS, INCLUDING COPYRIGHTS, TO THIS DRAWING AND THE DATA SHOWN THEREON. SAID DRAWING AND/OR DATA ARE THE EXCLUSIVE PROPERTY OF IMEG CORP AND SHALL NOT BE USED OR REPRODUCED FOR ANY OTHER PROJECT WITHOUT THE EXPRESS WRITTEN APPROVAL AND PARTICIPATION OF IMEG CORP. © 2022 IMEG CORP.

REFERENCE SCALE IN INCHES
0 1 2 3

Office of Statewide Health Planning and Development
HCAI # S222026-36-00

REVIEWED IN ACCORDANCE WITH THE REQUIREMENTS OF T24, CCR
APPROVED
Department of Health Care Access & Information
Office of Statewide Hospital Planning & Development
8/30/2023, 1:10:03 PM
S222026-36-00
Allen Cheng

REFERENCE PLAN

marks architects, inc. 2022
ALL REPORTS, PLANS AND DOCUMENTS PREPARED BY MARKS ARCHITECTS, INC. SHALL REMAIN THE PROPERTY OF MARKS ARCHITECTS, INC. AND ARE INTENDED FOR THIS SPECIFIC PROJECT ONLY. OTHER USES ARE PROHIBITED UNLESS OTHERWISE CONTRACTED.

DRAWING TITLE
4TH, 5TH, 6TH AND PENTHOUSE DEMOLITION PLANS

DATE
NOVEMBER 30, 2022

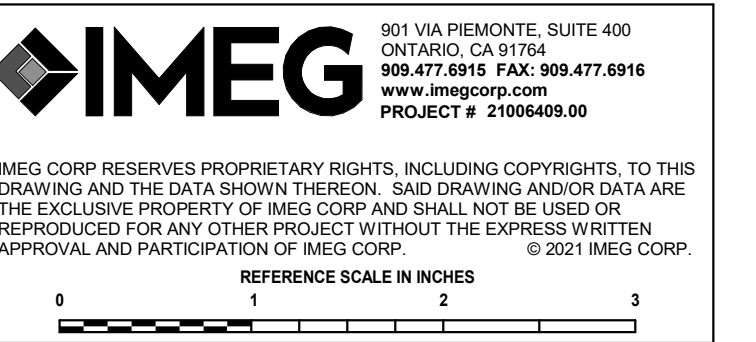
REVISIONS

PROJECT NUMBER
3021021

DRAWING NUMBER
E2.3

marks architects
73121 fred waring drive suite 200
palm desert, ca 92260
760-327-6800

21006409.00 4/5/2023 1:33:29 PM ARMC Two -2- Elevators

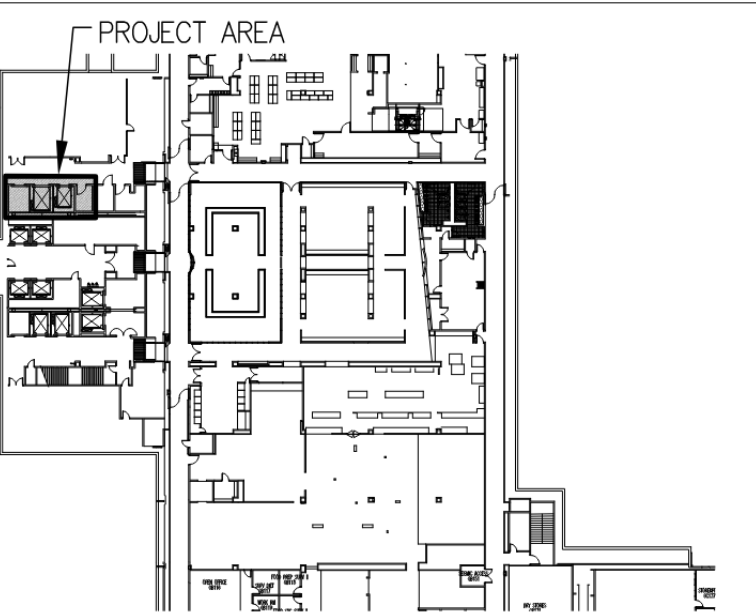


Office of Statewide Health Planning and Development

HCAI # S222026-36-00



REFERENCE PLAN



©marks architects, inc. 2022
 ALL REPORTS, PLANS AND DOCUMENTS PREPARED BY MARKS ARCHITECTS, INC. SHALL REMAIN THE PROPERTY OF MARKS ARCHITECTS, INC. AND ARE INTENDED FOR THIS SPECIFIC PROJECT ONLY. OTHER USES ARE PROHIBITED UNLESS OTHERWISE CONTRACTED.

DRAWING TITLE
4TH, 5TH, 6TH AND PENTHOUSE REMODEL PLANS

73121 fred waring drive
 suite 200
 palm desert, ca 92260
 760-327-6800

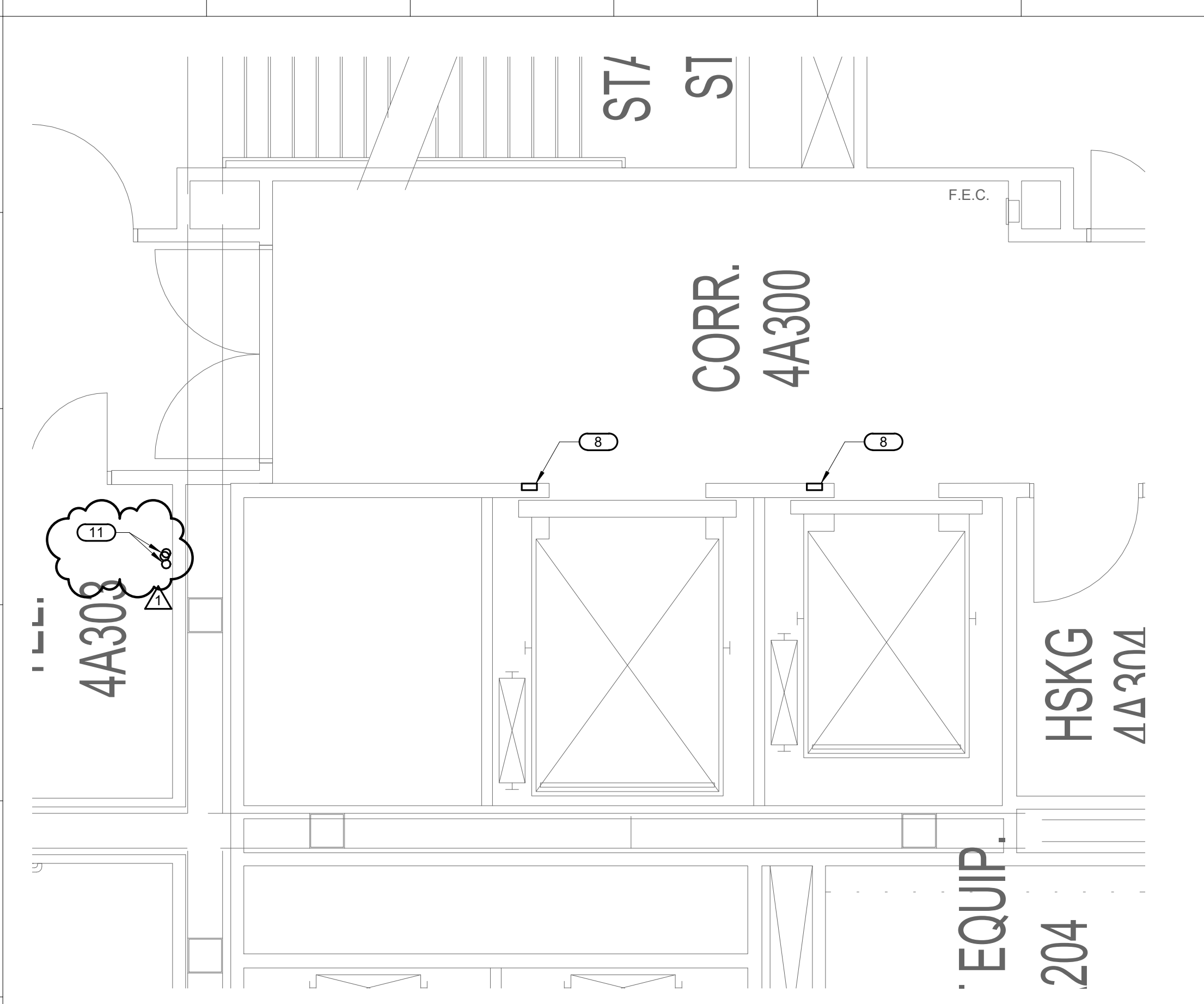
DATE	REVISIONS
NOVEMBER 30, 2022	
1/31/23	HCAI COMMENTS

PROJECT NUMBER
3021021


DRAWING NUMBER
E2.4

REMODEL KEY NOTES:

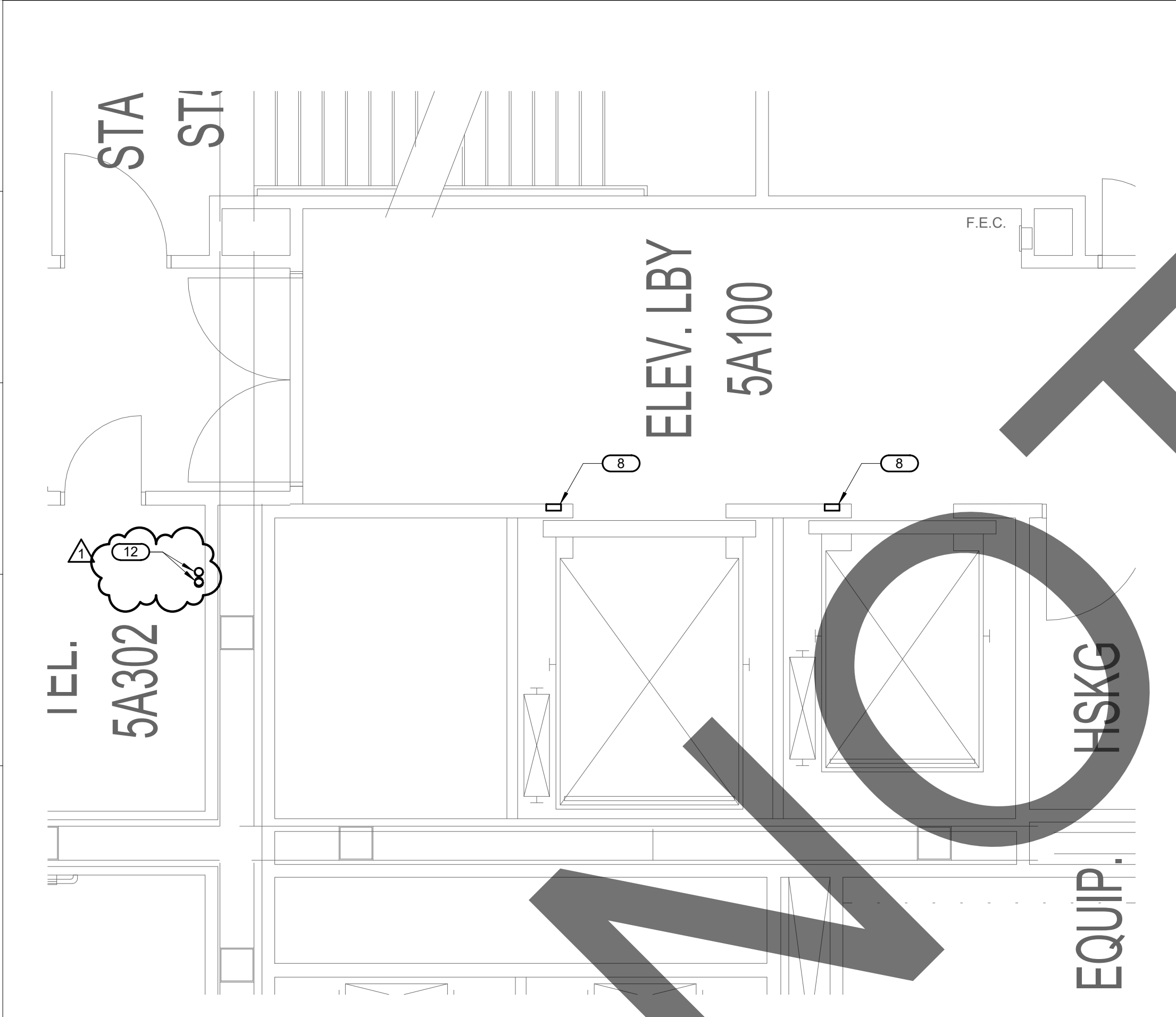
1. EXISTING DISTRIBUTION BOARD 400A, 480V, 3PH, 3W.
2. EXISTING ELEVATOR 1 CAB LIGHTING AND BLOWER DISCONNECT SWITCH.
3. EXISTING ELEVATOR 2 CAB LIGHTING AND BLOWER DISCONNECT SWITCH.
4. EXISTING SPARE DISCONNECT SWITCH.
5. NEW 40HP MOTOR FOR EXISTING ELEVATOR 1. RECONNECT EXISTING ELEVATOR 1 CIRCUIT WIRES TO NEW ELEVATOR MOTOR CONTROL PANEL. FIELD VERIFY EXACT LOCATION. COORDINATE WITH ELEVATOR INSTALLER FOR CONNECTION DETAIL.
6. NEW 57HP MOTOR FOR EXISTING ELEVATOR 2. RECONNECT EXISTING ELEVATOR 2 CIRCUIT WIRES TO NEW ELEVATOR MOTOR CONTROL PANEL. FIELD VERIFY EXACT LOCATION. COORDINATE WITH ELEVATOR INSTALLER FOR CONNECTION DETAIL.
7. EXISTING ELEVATOR CONTROLLER CONNECTIONS TO EACH ELEVATOR CAB TO REMAIN. COORDINATE WITH ELEVATOR INSTALLER FOR RECONNECTION DETAILS.
8. EXISTING ELEVATOR PUSH BUTTON TO BE REPLACED. COORDINATE WITH ELEVATOR INSTALLER FOR ELECTRICAL CIRCUIT CONNECTION REQUIREMENTS.
9. PROVIDE NEW IDEC RH2, RH3 AND RH4 RELAYS IN EXISTING ELEVATOR CONTROLLER FOR CONNECTION TO THE EXISTING CENTRAK INFANT SECURITY SYSTEMS TERMINAL CABINET IN THE 2ND AND 3RD FLOOR TEL ROOMS. COORDINATE WITH CONVERGINT HEALTHCARE REPRESENTATIVE FOR CONNECTION TO THE ELEVATOR CONTROLLER. FIELD VERIFY EXACT LOCATION.
10. NEW 3/4" AND CAT 6 DATA CABLES TO THE CENTRAK INFANT SECURITY SYSTEMS TERMINAL CABINET LOCATED ON THE 2ND AND 3RD FLOOR TEL ROOMS 2A303 AND 3A303. REFER TO 2/E2.2 AND 3/E2.2 FOR LOCATION. FIELD VERIFY EXACT CONDUIT ROUTINGS TO THE TELECOM ROOMS. REFER TO 1/E3.1 FOR CONDUIT THRU WALLS ANY FLOOR DETAIL.
11. ROUTE 3/4" AND CAT 6 DATA CABLES UP TO FIFTH FLOOR. REFER TO 2/E2.4 FOR LOCATION.
12. ROUTE 3/4" AND CAT 6 DATA CABLES UP TO SIXTH FLOOR. REFER TO 3/E2.4 FOR LOCATION.
13. ROUTE 3/4" AND CAT 6 DATA CABLES UP TO PENTHOUSE. REFER TO 4/E2.4 FOR LOCATION.
14. ROUTE 3/4" AND CAT 6 DATA CABLES DOWN TO SIXTH FLOOR. REFER TO 3/E2.4 FOR CONTINUATION.
15. ELEVATOR SEISMIC ANNUCIATOR LIGHT PROVIDED BY THE ELEVATOR CONTROLLER. MOUNT SEISMIC ANNUCIATOR LIGHT ON THE ELEVATOR CONTROLLER ENCLOSURE. PROVIDE CONDUIT AND CABLES TO CONNECT ANNUCIATOR LIGHT TO THE ELEVATOR CONTROLLER FOR SEISMIC SWITCH STATUS AS REQUIRED. COORDINATE WITH ELEVATOR INSTALLER FOR CONNECTION DETAILS. FIELD VERIFY EXACT LOCATION.



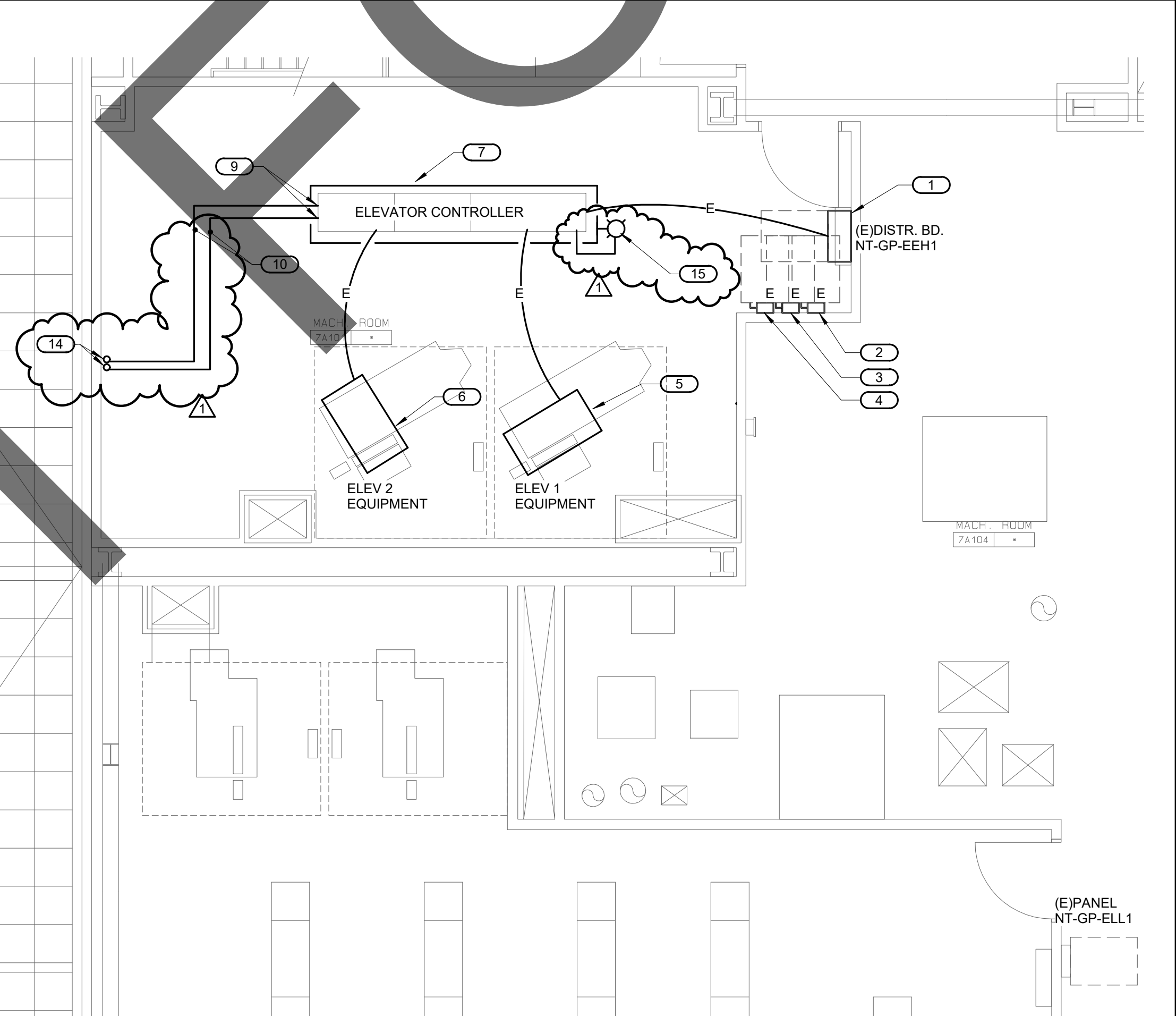
1 REMODEL 4TH FLOOR PLAN - NT
 1/4" = 1'-0"



3 REMODEL 6TH FLOOR PLAN - NT
 1/4" = 1'-0"



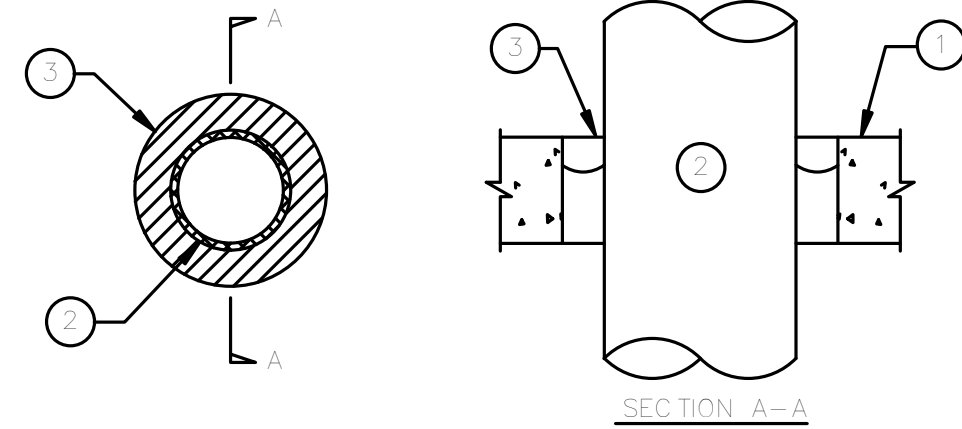
2 REMODEL 5TH FLOOR PLAN - NT
 1/4" = 1'-0"



4 REMODEL PENTHOUSE FLOOR PLAN - NT
 3/16" = 1'-0"

21006409.00 4/5/2023 1:33:30 PM ARMC Two -2- Elevators

- KEY NOTES:**
- 1. CONCRETE FLOOR OR WALL PER ARCHITECTURAL/STRUCTURAL DRAWINGS. MAX. DIA. OF THROUGH OPENING IS 2".
 - 2. CONDUIT SIZE PER DRAWINGS.
 - 3. FIRE STOP SYSTEM-TWO HOUR MOLDABLE PUTTY MATERIAL KNEADED BY HAND AND PACKED TIGHTLY INTO ANNULAR SPACE, FLUSH WITH FLOOR. IN WALL ASSEMBLIES, REQUIRED PUTTY THICKNESS TO BE INSTALLED SYMMETRICALLY ON BOTH SIDES OF WALL.



- NOTE:**
1. MAX. DIA. OF OPENING IS 2". MINIMUM FILL MATERIAL THICKNESS OF 1/2" IS REQUIRED.
 2. MUST BE U.L. 1479 APPROVED SYSTEM.

LED LUMINAIRE SCHEDULE

(DESC) DOOR: FA - FLAT ALUMINUM FS - FLAT STEEL RA - REGRESSED ALUMINUM RS - REGRESSED STEEL FINISH: PAF - PAINT AFTER FABRICATION CFSA - COLOR-FINISH SELECTION BY ARCHITECT	DISTRIBUTION: II - ANSI/IES TYPE 2 DISTRIBUTION III - ANSI/IES TYPE 3 DISTRIBUTION IV - ANSI/IES TYPE 4 DISTRIBUTION V - ANSI/IES TYPE 5 DISTRIBUTION	BEAMWIDTH: NSP - VERY NARROW SPOT SP - SPOT MD - MEDIUM WD - WIDE WWD - VERY WIDE WW - WALL WASH	(L/L) LENS/LOUVER: A - .125" ACRYLIC B - BAFFLE/LOUVER C - CLEAR ALZAK F - FROSTED ACRYLIC G - TEMPERED GLASS K - KSH12 .125" ACRYLIC	K19 - KSH19 .156" ACRYLIC M - MATTE DIFFUSE CLEAR N - NONE P - POLYCARBONATE R - HIGH IMPACT DR ACRYLIC SS - SEMISPECULAR CLEAR O - OTHER (SEE DESCRIPTION) [DESIGN SPECIFIC BLANKS]
(MTG) MOUNTING: CL - CEILING SURFACE CV - COVE FR - FLANGED RECESSED P - PERIMETER PL - POLE	RE - RECESSED SP - SUSPENDED SU - SURFACE UC - UNDER CABINET WL - WALL O - OTHER (SEE DESCRIPTION)		(WATT) PER: FIX - FIXTURE, FT - FOOT, LAMP	
(TYPE) DRIVER: 0-10V - 0-10V DIMMING DALI - DIGITAL ADDRESSABLE DMX - DIGITAL MULTIPLEX	EB - ELECTRONIC ELV - ELECTRONIC LOW VOLTAGE EM - EMERGENCY BATTERY	HL - HIGH/LOW (100%/50%) STEP DIM LINE - LINE VOLTAGE DIMMING ML - MULTI-LEVEL SWITCHING		RGB - COLOR CHANGING LED RGBW - COLOR CHANGING + WHITE RGBA - COLOR CHANGING + AMBER RLED - RETROFIT LED WLED - WARM DIM LED

CATALOG NUMBER SHALL NOT BE CONSIDERED COMPLETE AND MATERIAL SHALL NOT BE ORDERED BY MANUFACTURER AND CATALOG NUMBER ONLY. THE COMPLETE DESCRIPTION AND THE SPECIFICATION SHALL BE COORDINATED WITH THE CATALOG NUMBER TO DETERMINE THE EXACT MATERIAL AND ACCESSORIES TO BE ORDERED. THE FIRST MANUFACTURER LISTED IS THE BASIS OF DESIGN.

VERIFY AND COORDINATE ALL CEILING TYPES WITH LUMINAIRE MOUNTING AND TRIM REQUIREMENTS PRIOR TO THE RELEASE OF THE LUMINAIRE ORDER. CONFIRM ALL COLORS AND FINISHES OF ALL LUMINAIRE COMPONENTS WITH ARCHITECT AND INTERIOR DESIGNER PRIOR TO THE RELEASE OF THE LUMINAIRE ORDER. UNLESS INDICATED ON LIGHTING PLANS OR BELOW, REFER TO ARCHITECTURAL AND INTERIOR DESIGN ELEVATIONS, SECTIONS AND DETAILS FOR ALL SUSPENDED AND WALL MOUNTED LUMINAIRE MOUNTING HEIGHTS.

REFER TO SPECIFICATION SECTIONS LIGHTING [16510 26 51 00] [AND EMERGENCY LIGHTING EQUIPMENT 16535 26 52 00] FOR ADDITIONAL INFORMATION AND REQUIREMENTS. INTERIOR CORRELATED COLOR TEMPERATURE [2700, 3000, 3500, 4000/4100]K, COLOR RENDERING INDEX (CRI) AT OR ABOVE [80, 85, 90], UNLESS NOTED OTHERWISE. EXTERIOR CORRELATED COLOR TEMPERATURE [2700, 3000, 3500, 4000/4100]K, COLOR RENDERING INDEX (CRI) AT OR ABOVE [80, 85, 90], UNLESS NOTED OTHERWISE. [PROVIDE CHICAGO PLENUM CCEA FOR ALL RECESSED LUMINAIRES LOCATED IN PLENUM CEILINGS.]

ITEM	DESCRIPTION	DIMENSIONS				WATT		LED			DRIVER		MANUFACTURER AND MODEL		
		L/L	MTG	L	W	H	DIA.	ANSI WATT S	PER	TYPE	QTY	DELIVERED LUMENS (MIN)		VOLTS	TYPE
	ENCLOSED INDUSTRIAL WITH FIBERGLASS HOUSING, STAINLESS STEEL SLATINGS, MOLDED IN PLACE GASKET, PEBBLED LENS, UL LISTED WET LOCATION.	A	CL	4'-0"	7"	5"		0 W	FIX	FL	2	F32T8RS	120 V	EB	GUTH DC4 LITHONIA DMW232 H.E. WILLIAMS 92-4-232OC-A-WET PRUDENTIAL P-5362 METALUX VT2232

CONDUIT PENETRATION THRU 2-HOUR CONCRETE FLOOR/WALL DETAIL NTS 1

NOT USED NTS 2

NOT USED NTS 5

NOT USED NTS 6

LIGHTING FIXTURE SCHEDULE NTS 3


NOT USED NTS 9

NOT USED NTS 10

NOT USED NTS 11

NOT USED NTS 12

PROJECT TITLE
ELEVATOR MODERNIZATION 1 & 2
FOR THE
ARROWHEAD REGIONAL MEDICAL CENTER
400 N. PEPPER AVE.
COLTON, CA. 92324
WBSE #: 10.10.1057
CIP #: 21-156
CAF# #: COL003



IMEG 901 VIA PIEMONTE, SUITE 400
ONTARIO, CA 91764
951-477-6915 FAX: 951-477-6916
www.imegcorp.com
PROJECT # 21006409.00

IMEG CORP RESERVES PROPRIETARY RIGHTS, INCLUDING COPYRIGHTS, TO THIS DRAWING AND THE DATA SHOWN THEREON. SAID DRAWING AND/OR DATA ARE THE EXCLUSIVE PROPERTY OF IMEG CORP AND SHALL NOT BE USED OR REPRODUCED FOR ANY OTHER PROJECT WITHOUT THE EXPRESS WRITTEN APPROVAL AND PARTICIPATION OF IMEG CORP. © 2022 IMEG CORP.

REFERENCE SCALE IN INCHES
0 1 2 3

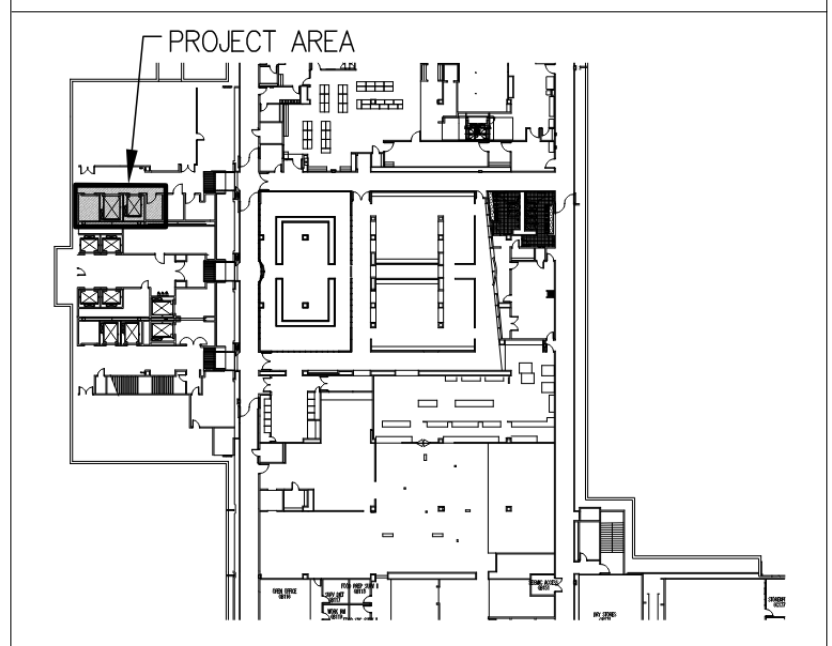
Office of Statewide Health Planning and Development
HCAI # S222026-36-00

REVIEWED IN ACCORDANCE WITH THE REQUIREMENTS OF T24, CCR

APPROVED

Department of Health Care Access & Information
Office of Statewide Hospital Planning & Development
8/30/2023, 1:10:03 PM
S222026-36-00
Allen Cheng

REFERENCE PLAN



©marks architects, inc. 2022
ALL REPORTS, PLANS AND DOCUMENTS PREPARED BY MARKS ARCHITECTS, INC. SHALL REMAIN THE PROPERTY OF MARKS ARCHITECTS, INC. AND ARE INTENDED FOR THIS SPECIFIC PROJECT ONLY. OTHER USES ARE PROHIBITED UNLESS OTHERWISE CONTRACTED.

marks architects

73121 fred waring drive
suite 200
palm desert, ca 92260
760-327-6800

DETAILS

DATE: **NOVEMBER 30, 2022**

REVISIONS

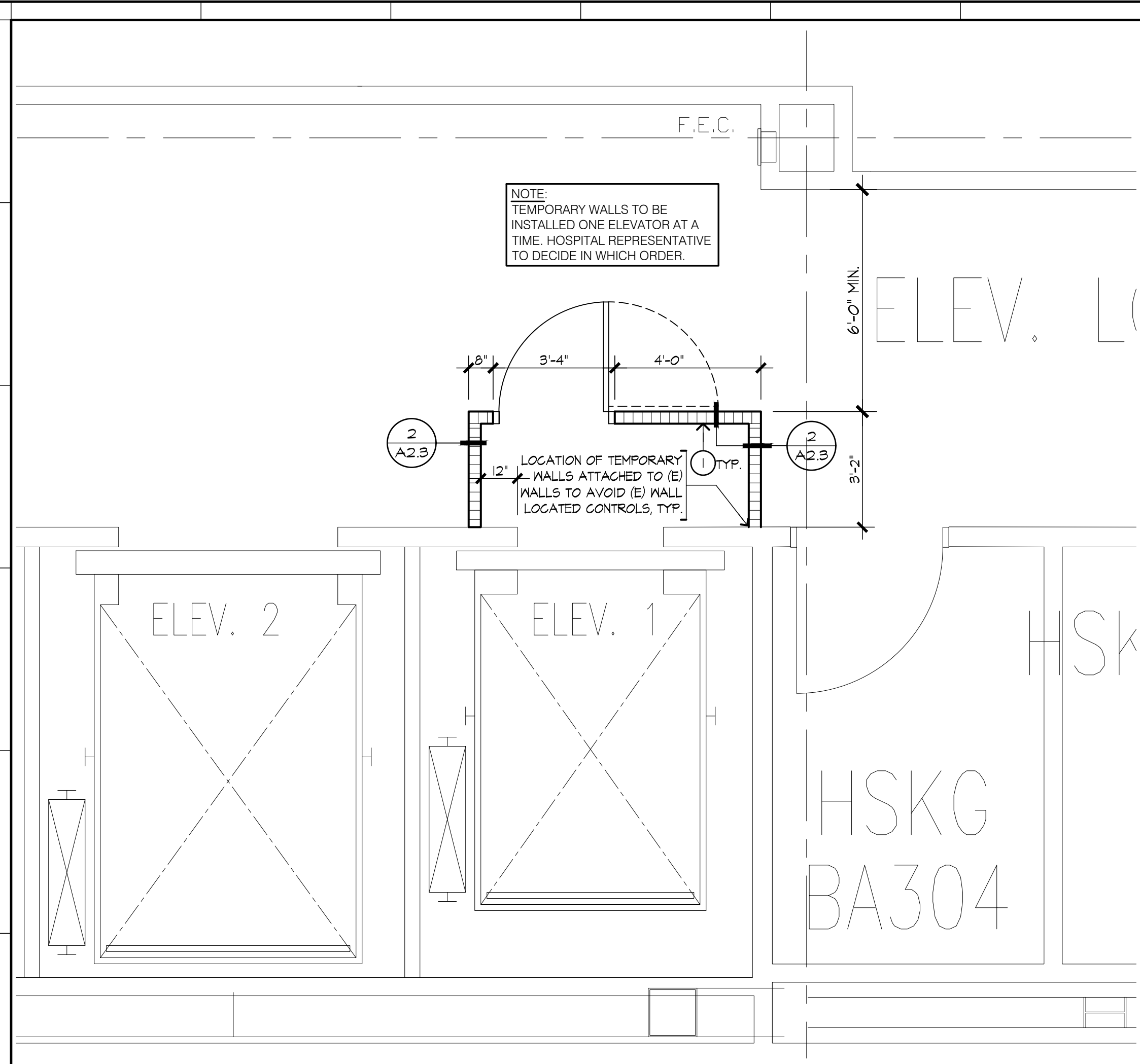
1/31/23	HCAI COMMENTS

PROJECT NUMBER: 3021021
DRAWING NUMBER: **E3.1**

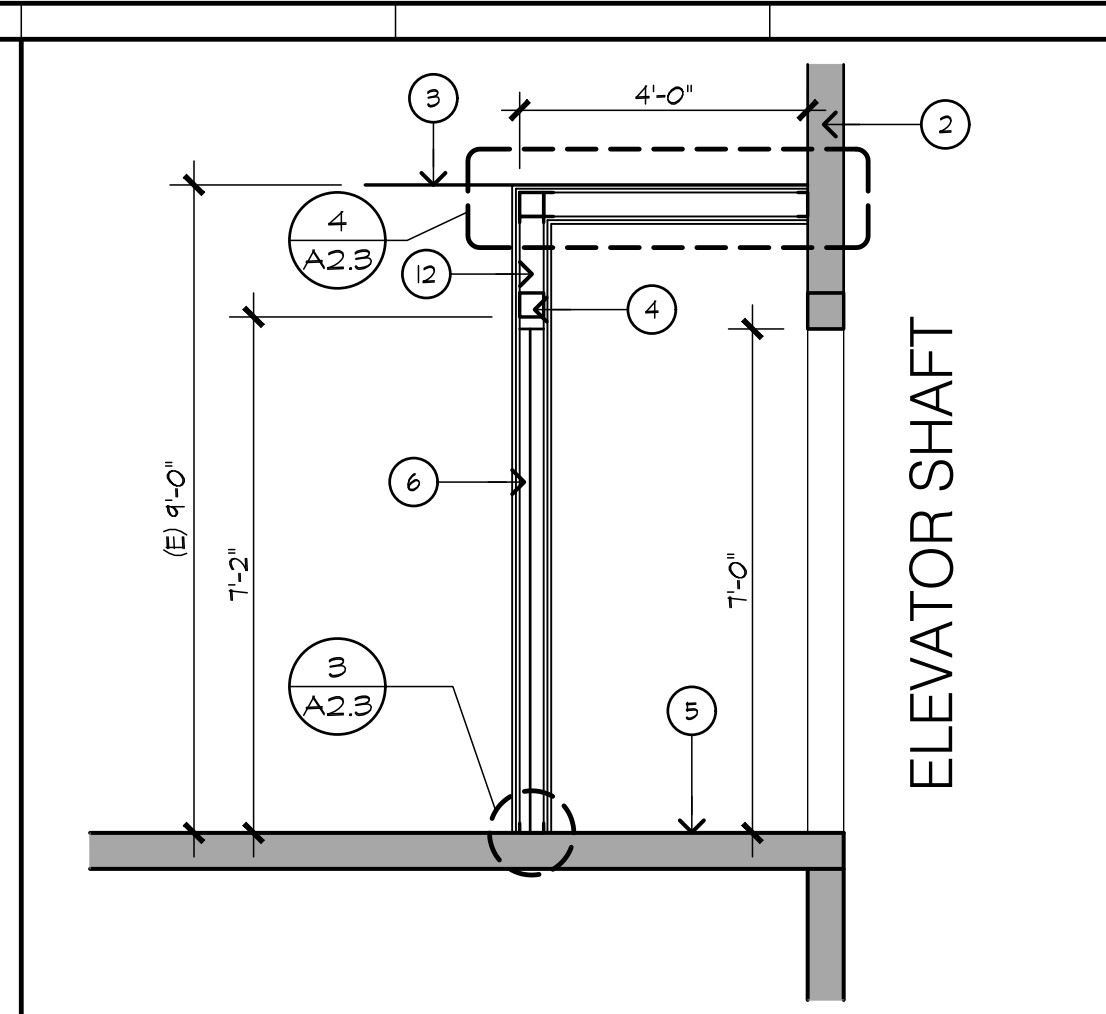
21006409.00 4/15/2023 1:33:30 PM ARMC Two -2- Elevators

NOT FOR


S:\Active Projects\County of San Bernardino\Arrowhead Regional Medical Center\3021021 ARMC - Elevator Modernization 1 & 2\3021021 A2.3.dwg Jul 03, 2023 - 12:27pm



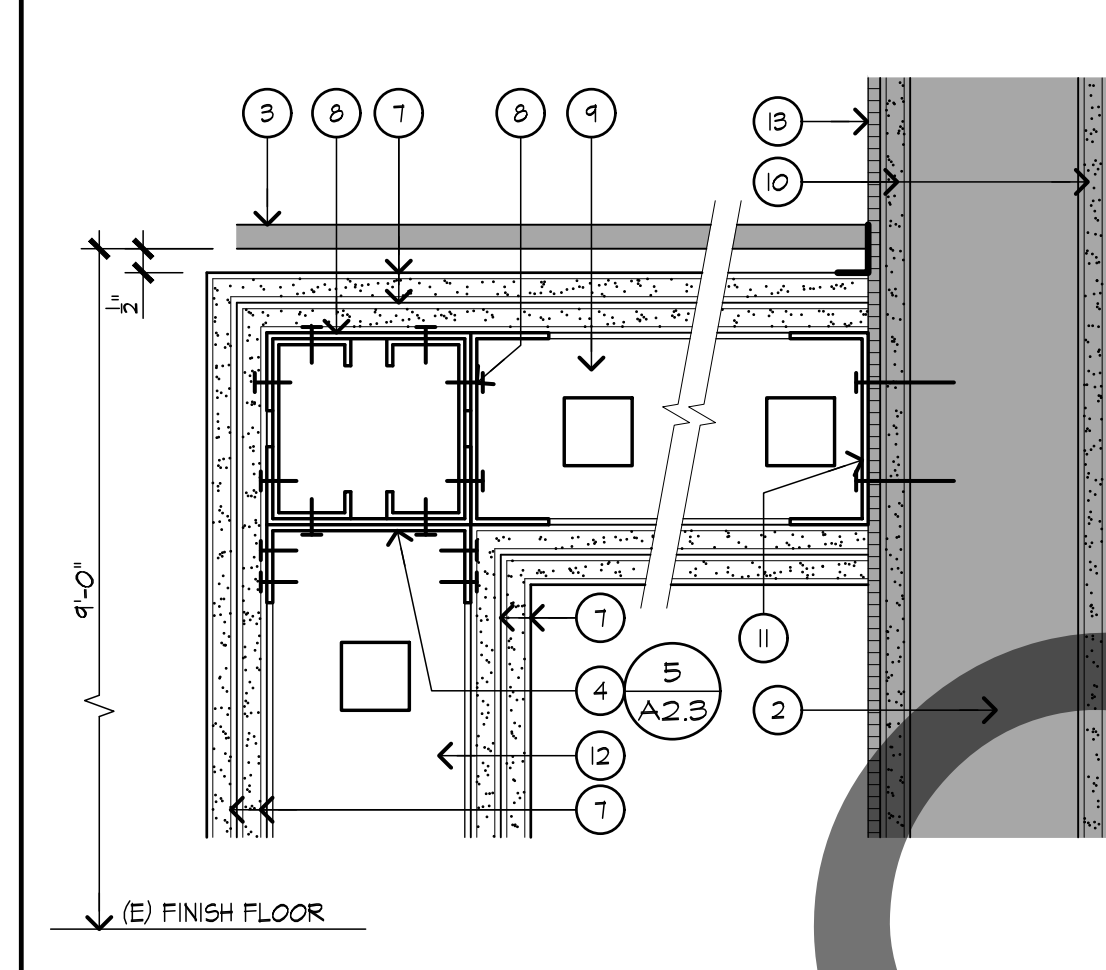
TYPICAL TEMPORARY WALL INSTALLATION FLOOR PLAN 3/8"=1'-0" 1



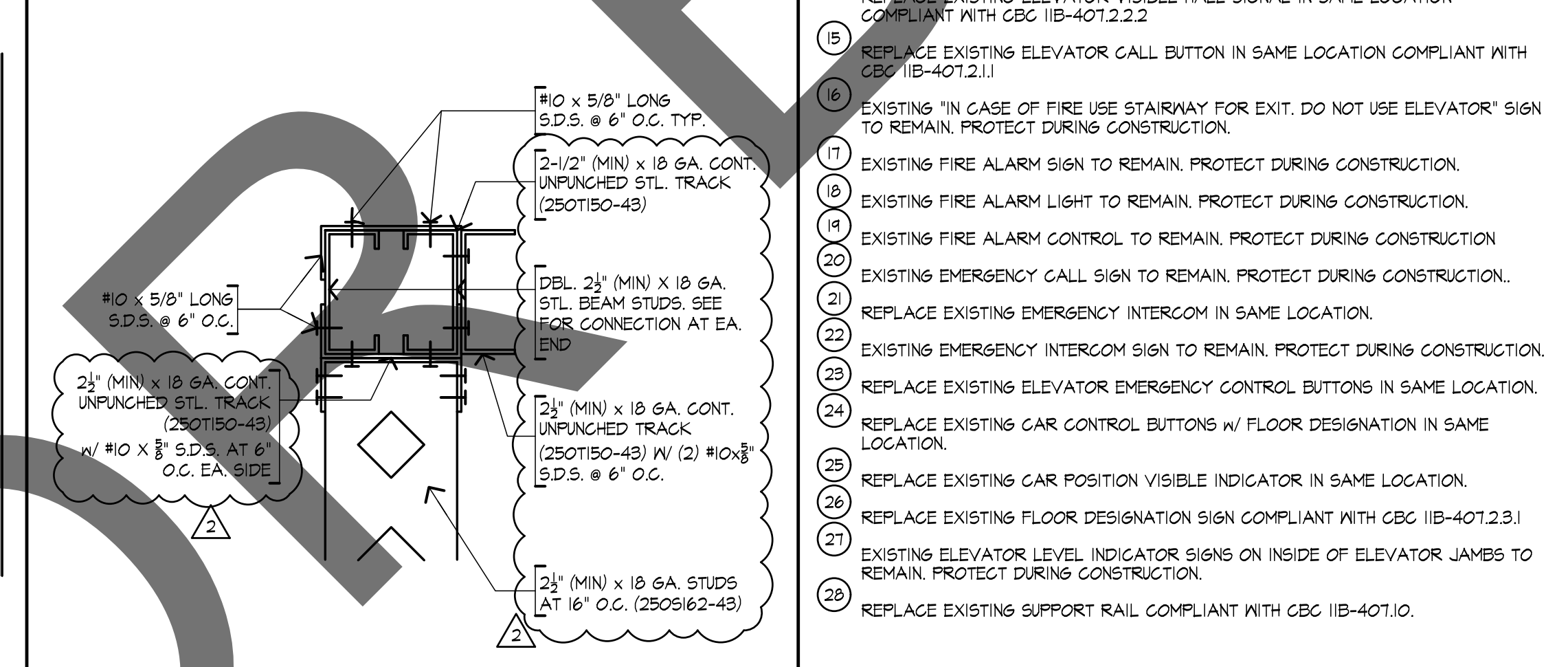
TEMPORARY WALL 3/8"=1'-0" 2



TEMP. WALL HEADER DETAIL 3"=1'-0" 3



TEMP. WALL FRAMING DETAIL 3"=1'-0" 4



TEMP. WALL HEADER DETAIL 3"=1'-0" 5

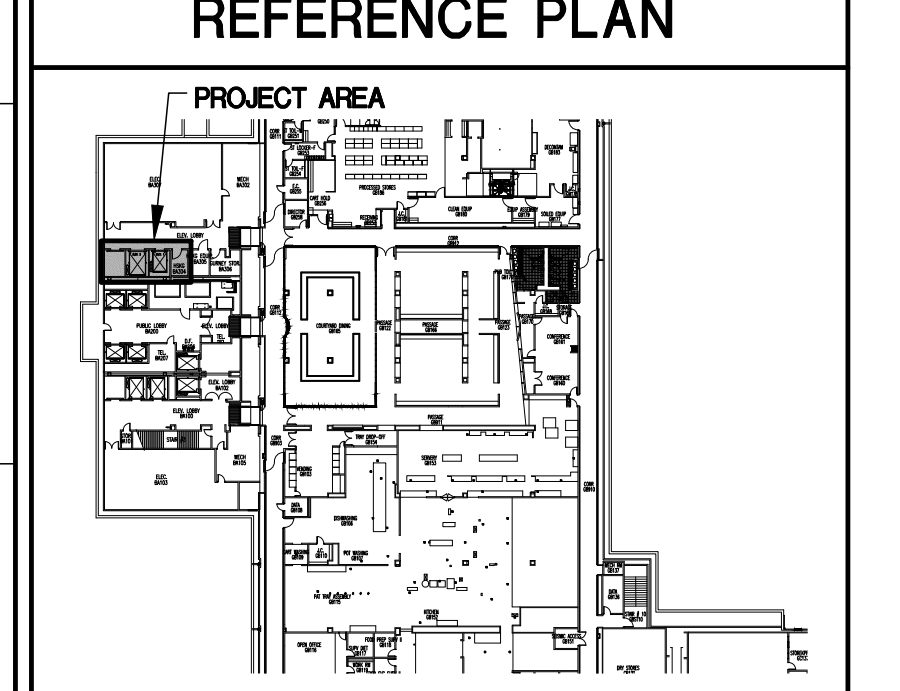
- KEYNOTES**
- TEMPORARY WALLS, 2 1/2" (MIN) X 18 GA. METAL STUDS AT 16" O.C. WITH TOP AND BOTTOM TRACK. WALL SHALL BE FINISHED WITH TWO LAYERS OF 3/8" TYPE 'X' DRYWALL ON EACH SIDE, TAPED AND PAINTED WITH TWO COATS ZERO VOC PAINT. BOTTOM CHANNEL SHALL BE ANCHORED TO EXISTING CONCRETE SLAB WITH SHOT PINS AT 16" O.C. TOP TRACK SHALL CONSIST OF 4" HIGH METAL STUD BOX HEADER SNUG UP TO BOTTOM OF GYPSUM BOARD CEILING.
 - EXISTING STUD WALL SHALL REMAIN IN PLACE.
 - EXISTING CEILING SHALL REMAIN. PROTECT DURING CONSTRUCTION.
 - 2 1/2" (MIN) STEEL BOX HEADER.
 - EXISTING FLOORING SHALL REMAIN, PROTECT DURING CONSTRUCTION.
 - NEW TEMPORARY 90 MINUTE RATED DOOR.
 - NEW 3/8" TYPE 'X' DRYWALL FULLY TAPED AND LIGHT STIPPLED TEXTURED - PAINTED.
 - 2 1/2" (MIN) X 18 GA. CONTINUOUS UN-PUNCHED STEEL TRACK (250150-43) WITH (2) #10 X 3/8" LONG S.D.S. AT 6" O.C.
 - 2 1/2" (MIN) X 18 GA. STEEL STUDS AT 16" O.C. (2509162-43) w/ (1) #10 X 3/8" S.D.S. AT EACH STUD INTO TRACK.
 - EXISTING (1) LAYER OF 3/8" TYPE 'X' DRYWALL.
 - NEW 2 1/2" (MIN) X 18 GA. CONTINUOUS UN-PUNCHED STEEL TRACK (250150-43) w/ (2) #10 X 3/8" LONG S.D.S. AT 16" O.C. INTO EXISTING STUDS.
 - NEW 2 1/2" (MIN) X 18 GA. METAL STUD TEMPORARY WALL.
 - EXISTING TILE OVER THIN-SET.
 - REPLACE EXISTING ELEVATOR VISIBLE HALL SIGNAL IN SAME LOCATION COMPLIANT WITH CBC IIB-407.2.2.2
 - REPLACE EXISTING ELEVATOR CALL BUTTON IN SAME LOCATION COMPLIANT WITH CBC IIB-407.2.1.1
 - EXISTING IN CASE OF FIRE USE STAIRWAY FOR EXIT. DO NOT USE ELEVATOR'S SIGN TO REMAIN, PROTECT DURING CONSTRUCTION.
 - EXISTING FIRE ALARM SIGN TO REMAIN, PROTECT DURING CONSTRUCTION.
 - EXISTING FIRE ALARM LIGHT TO REMAIN, PROTECT DURING CONSTRUCTION.
 - EXISTING FIRE ALARM CONTROL TO REMAIN, PROTECT DURING CONSTRUCTION.
 - EXISTING EMERGENCY CALL SIGN TO REMAIN, PROTECT DURING CONSTRUCTION.
 - REPLACE EXISTING EMERGENCY INTERCOM IN SAME LOCATION.
 - EXISTING EMERGENCY INTERCOM SIGN TO REMAIN, PROTECT DURING CONSTRUCTION.
 - REPLACE EXISTING ELEVATOR EMERGENCY CONTROL BUTTONS IN SAME LOCATION.
 - REPLACE EXISTING CAR CONTROL BUTTONS w/ FLOOR DESIGNATION IN SAME LOCATION.
 - REPLACE EXISTING CAR POSITION VISIBLE INDICATOR IN SAME LOCATION.
 - REPLACE EXISTING FLOOR DESIGNATION SIGN COMPLIANT WITH CBC IIB-407.2.3.1
 - EXISTING ELEVATOR LEVEL INDICATOR SIGNS ON INSIDE OF ELEVATOR JAMBS TO REMAIN, PROTECT DURING CONSTRUCTION.
 - REPLACE EXISTING SUPPORT RAIL COMPLIANT WITH CBC IIB-407.1.0.

PROJECT TITLE
**ELEVATOR MODERNIZATION
 ELEVATORS 1 & 2**
 FOR THE
ARROWHEAD REGIONAL MEDICAL CENTER
 400 N. PEPPER AVE.
 COLTON, CA. 92324
 WBSE #10.10.1057 | CIP #21-056 | CAFM #COL003

Department of Health Care Access and Information
HCAI # S222026-36-00



REFERENCE PLAN



©marks architects, inc. 2022
 ALL REPORTS, PLANS AND DOCUMENTS PREPARED BY MARKS ARCHITECTS, INC. SHALL REMAIN THE PROPERTY OF MARKS ARCHITECTS, INC. AND ARE INTENDED FOR THIS SPECIFIC PROJECT ONLY. OTHER USES ARE PROHIBITED UNLESS OTHERWISE CONTRACTED.

**TEMPORARY WALL
 FLOOR PLAN &
 DETAILS, AND
 REMODEL ELEVATOR
 INTERIOR ELEVATIONS**

marks architects
 73121 fred waring drive
 suite 200
 palm desert, ca 92260
 760-327-6800

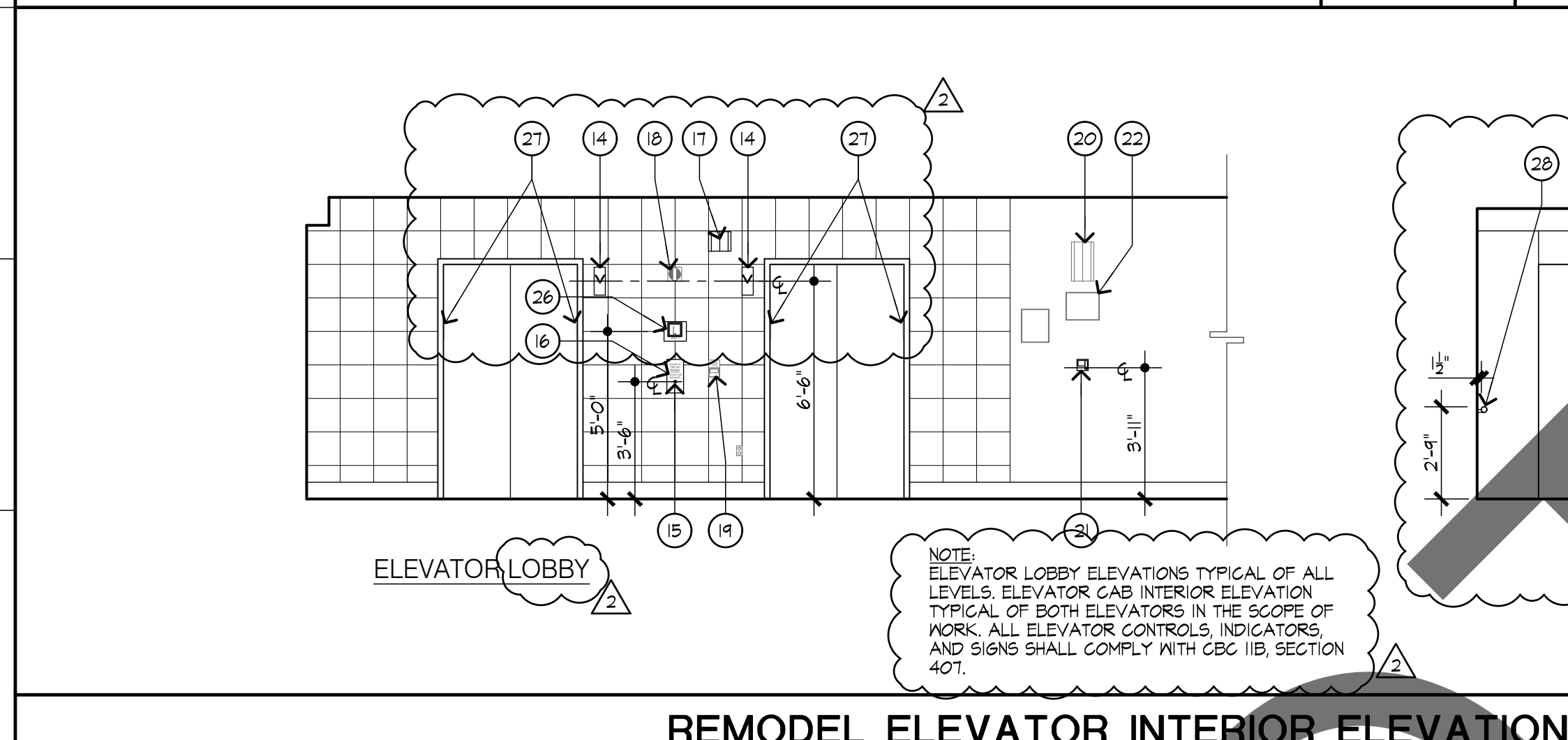
DATE: **NOVEMBER 30, 2022**

REVISIONS

▲	HCAI PLAN CHECK-01.31.23
▲	HCAI PLAN CHECK-04.25.23
▲	
▲	
▲	
▲	
▲	
▲	
▲	
▲	
▲	

PROJECT NUMBER: **3021021**

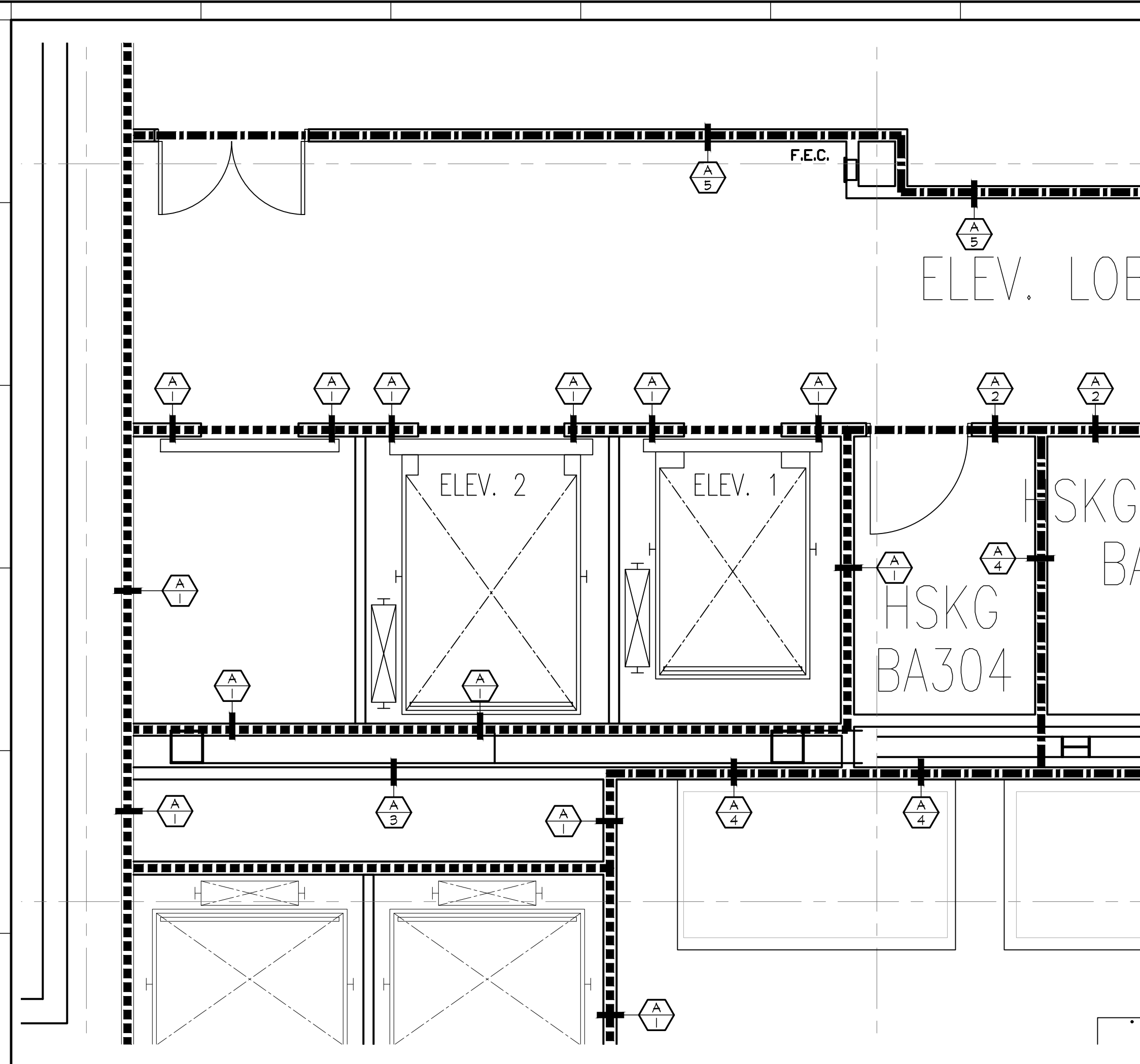
DRAWING NUMBER: **A2.3**



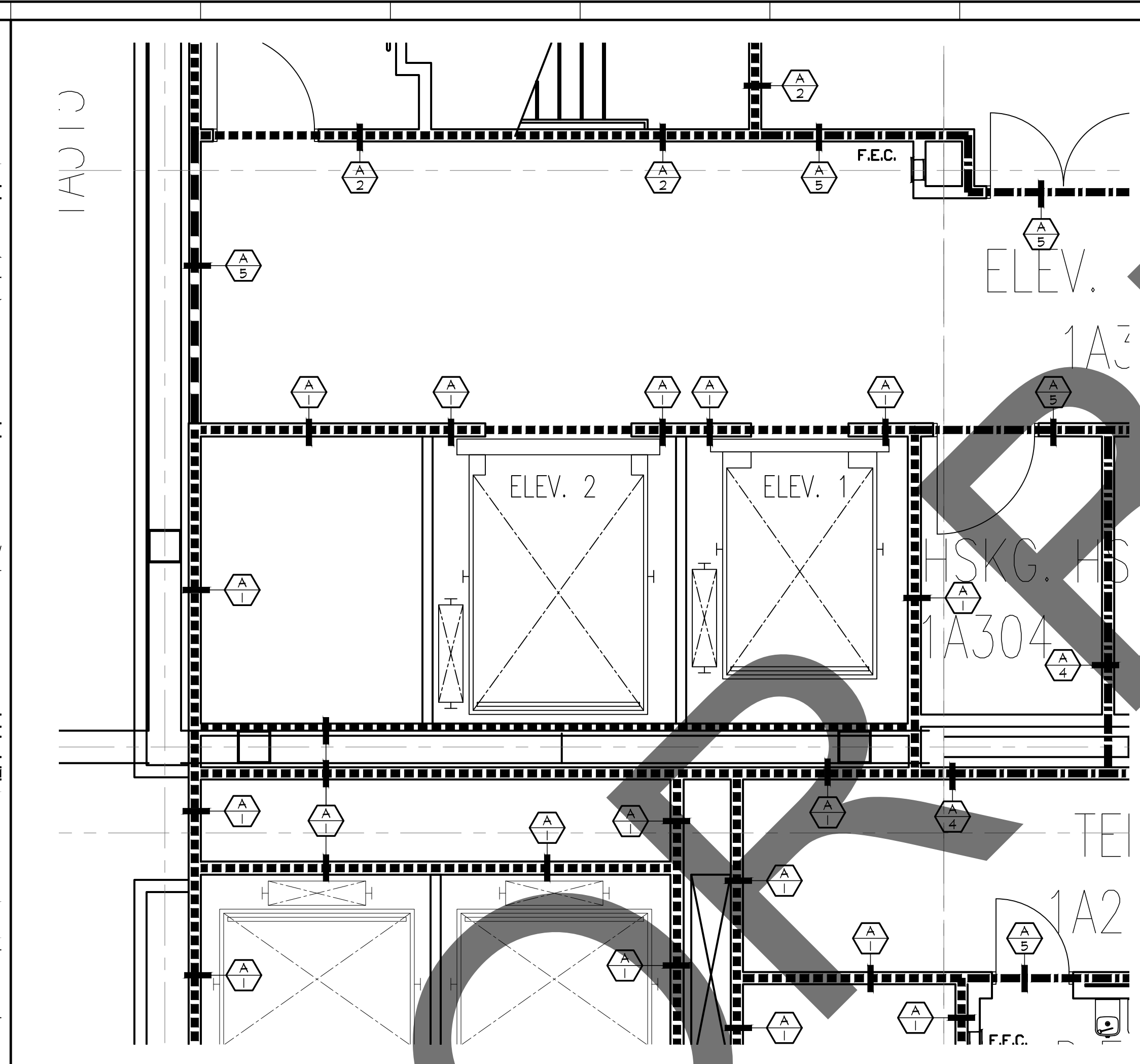
REMODEL ELEVATOR INTERIOR ELEVATIONS 1/4"=1'-0" 6

NO

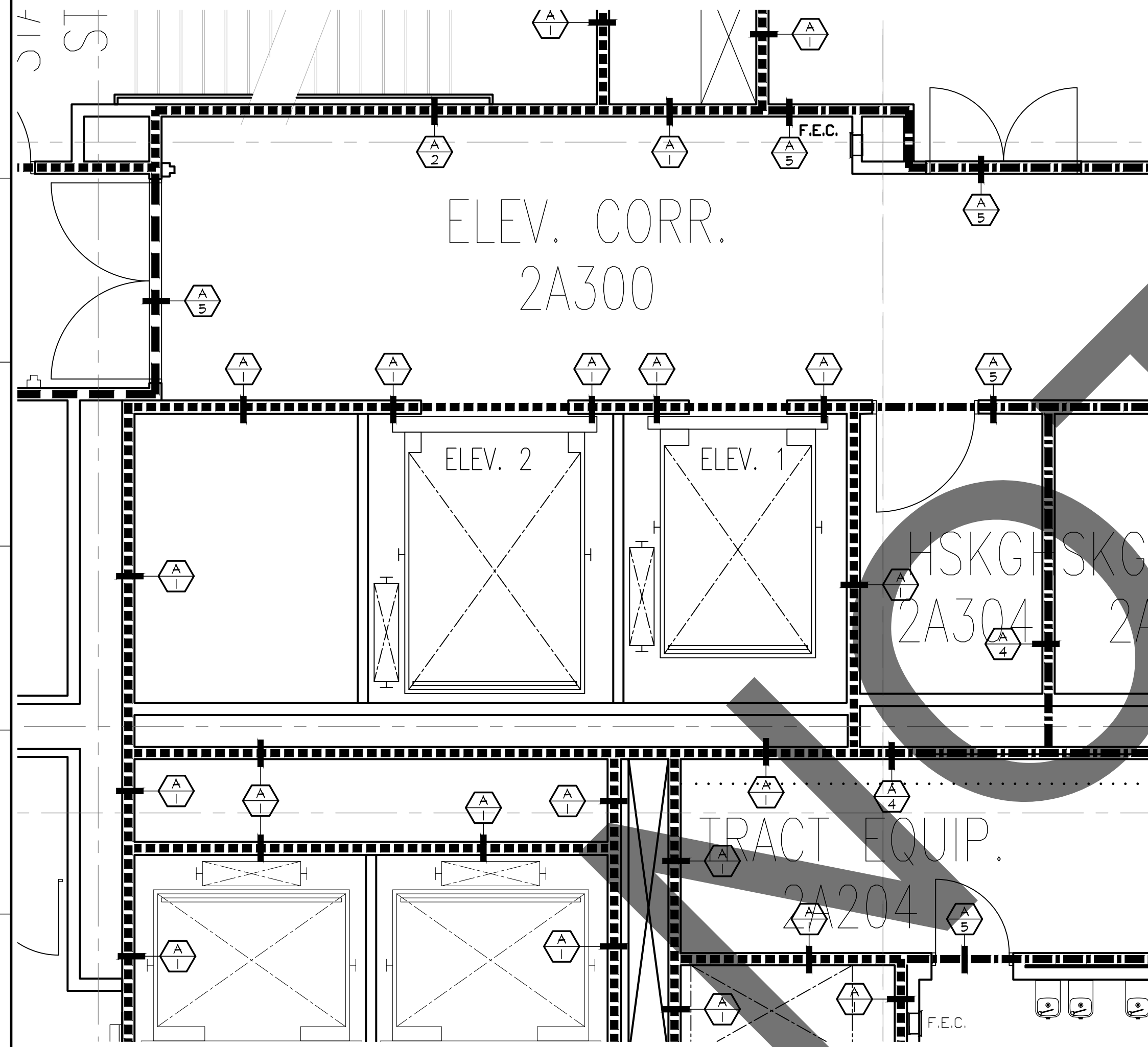
S:\Active Projects\County of Son Bernardino\On Call Projects\Arrowhead Regional Medical Center\3021021 ARMC - Elevator Modernization 1 & 2\3021021 A2.4.dwg Apr 11, 2023 - 4:16pm



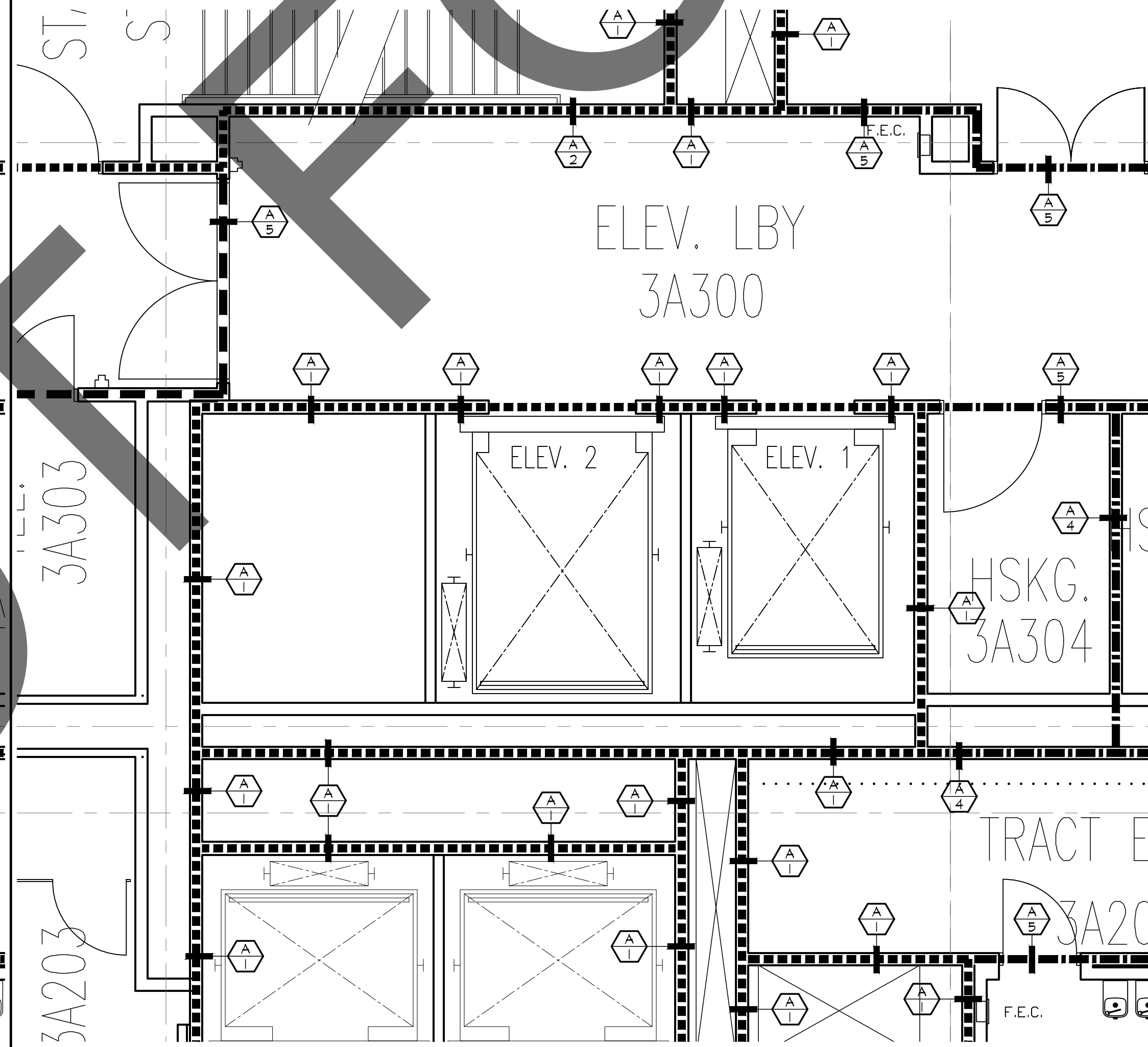
LIFE SAFETY FLOOR PLAN - GROUND FLOOR 1/4"=1'-0" 1



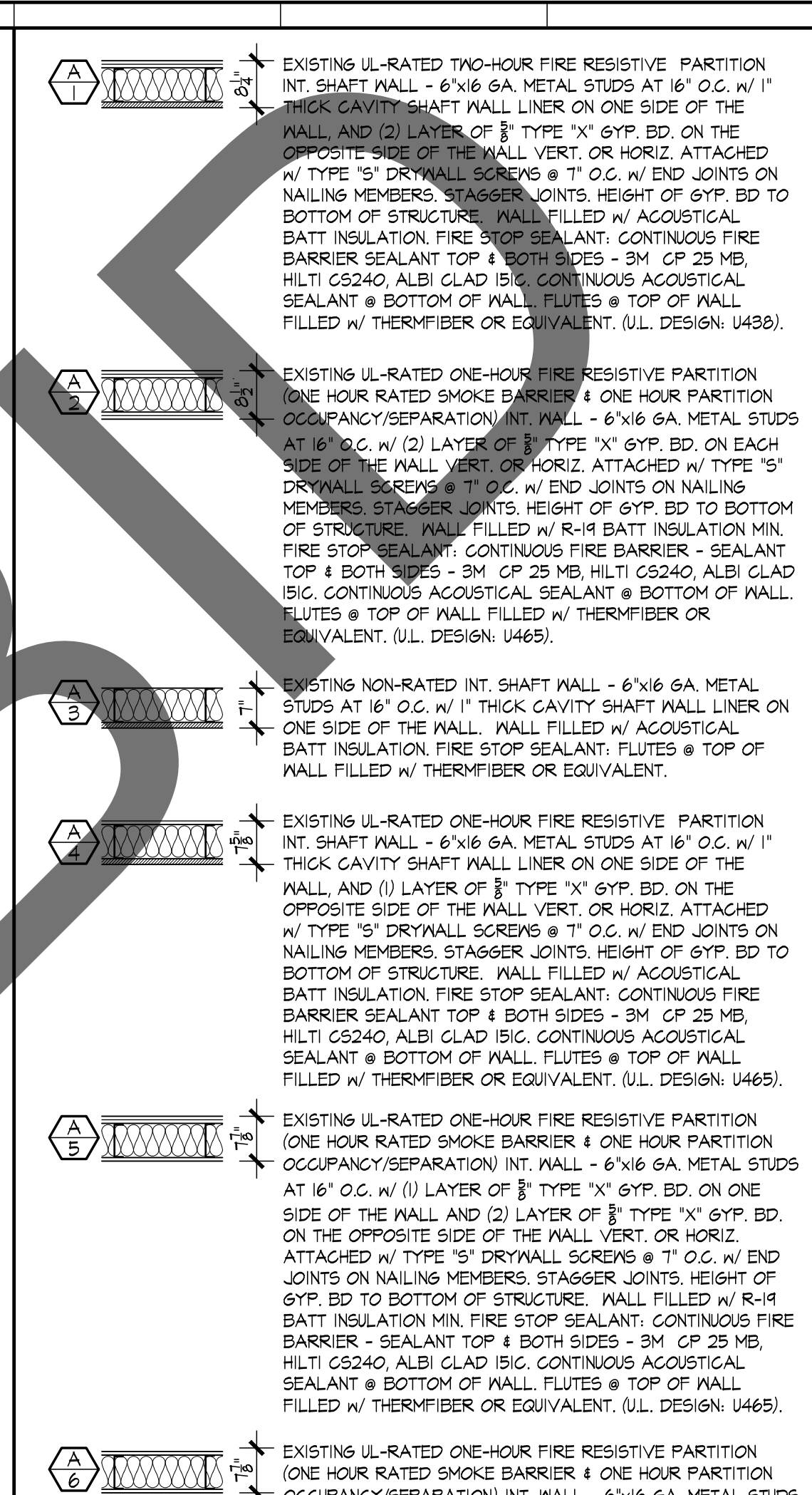
LIFE SAFETY FLOOR PLAN - 1ST FLOOR 1/4"=1'-0" 2



LIFE SAFETY FLOOR PLAN - 2ND FLOOR 1/4"=1'-0" 3



LIFE SAFETY FLOOR PLAN - 3RD FLOOR 1/4"=1'-0" 4



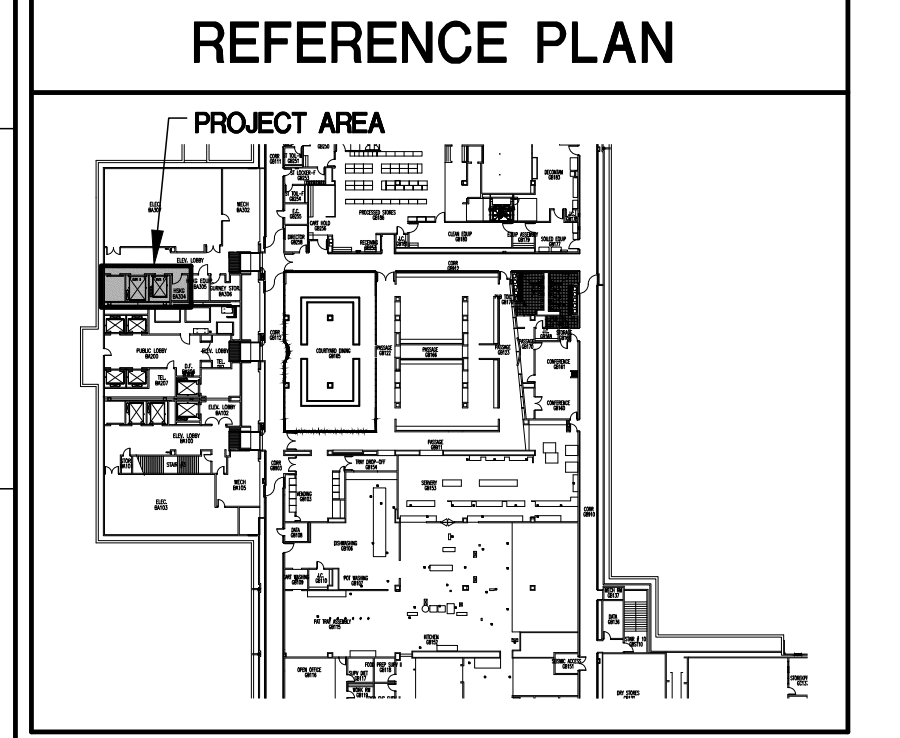
WALL TYPES

- EXISTING ONE-HOUR RATED PARTITION AND/OR SHAFTWALLS TO REMAIN. SEE WALL TYPES.
- EXISTING ONE-HOUR PARTITION OCCUPANCY SEPARATION TO REMAIN. SEE WALL TYPES.
- EXISTING TWO-HOUR RATED PARTITION AND/OR SHAFTWALLS TO REMAIN. SEE WALL TYPES.

WALL LEGEND

PROJECT TITLE
**ELEVATOR MODERNIZATION
 ELEVATORS 1 & 2**
 FOR THE
ARROWHEAD REGIONAL MEDICAL CENTER
 400 N. PEPPER AVE.
 COLTON, CA. 92324
 WBSE #10.10.1057 | CIP #21-056 | CAFM #COL003

Department of Health Care Access and Information
HCAI # S222026-36-00



©marks architects, inc. 2022
 ALL REPORTS, PLANS AND DOCUMENTS PREPARED BY MARKS ARCHITECTS, INC. SHALL REMAIN THE PROPERTY OF MARKS ARCHITECTS, INC. AND ARE INTENDED FOR THIS SPECIFIC PROJECT ONLY. OTHER USES ARE PROHIBITED UNLESS OTHERWISE CONTRACTED.

LIFE SAFETY FLOOR PLANS

73121 fred waring drive suite 200 palm desert, ca 92260 760-327-6800

DATE: **NOVEMBER 30, 2022**

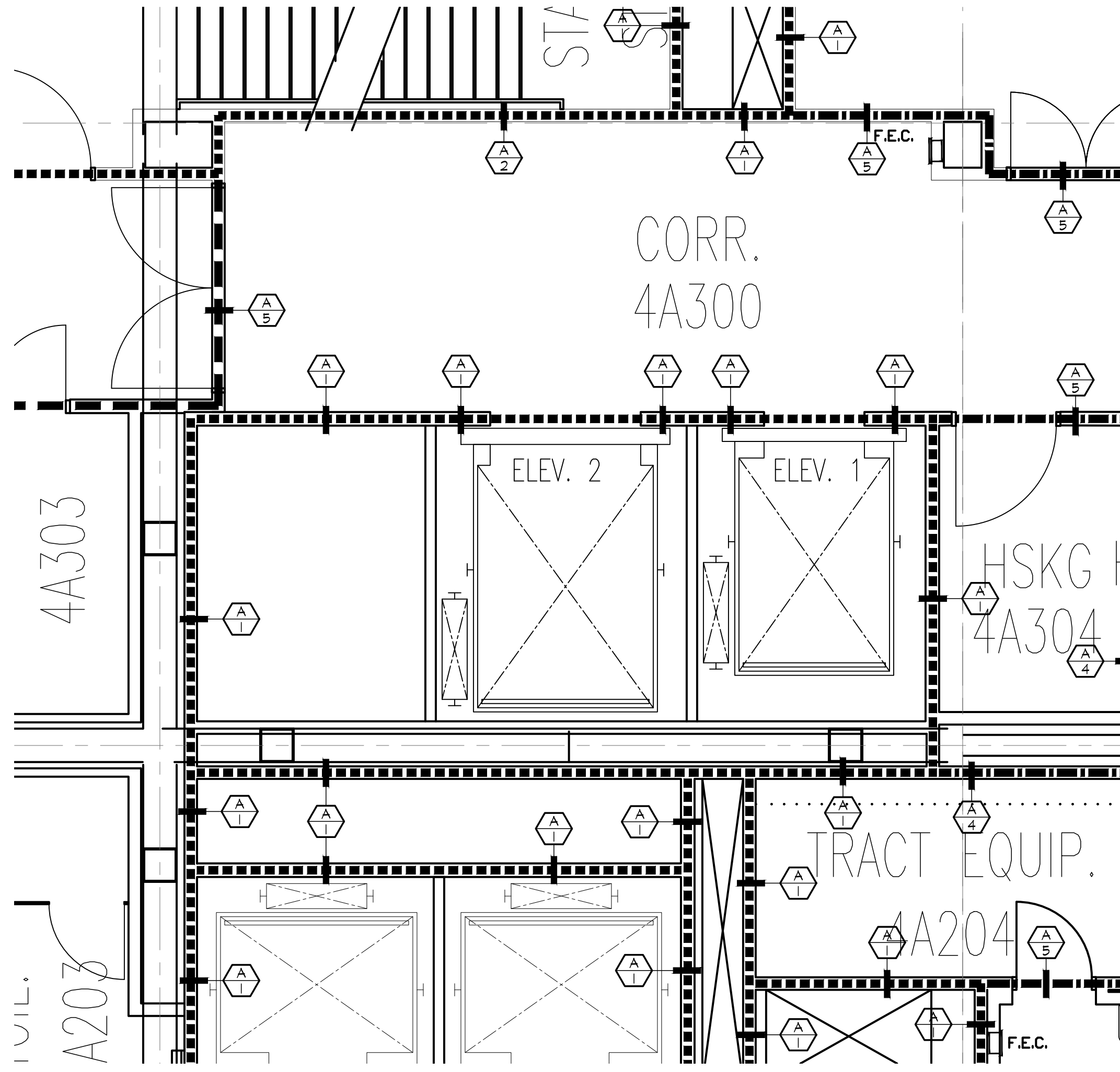
REVISIONS

▲	PLAN CHECK-01.31.23
▲	
▲	
▲	
▲	
▲	
▲	
▲	
▲	
▲	

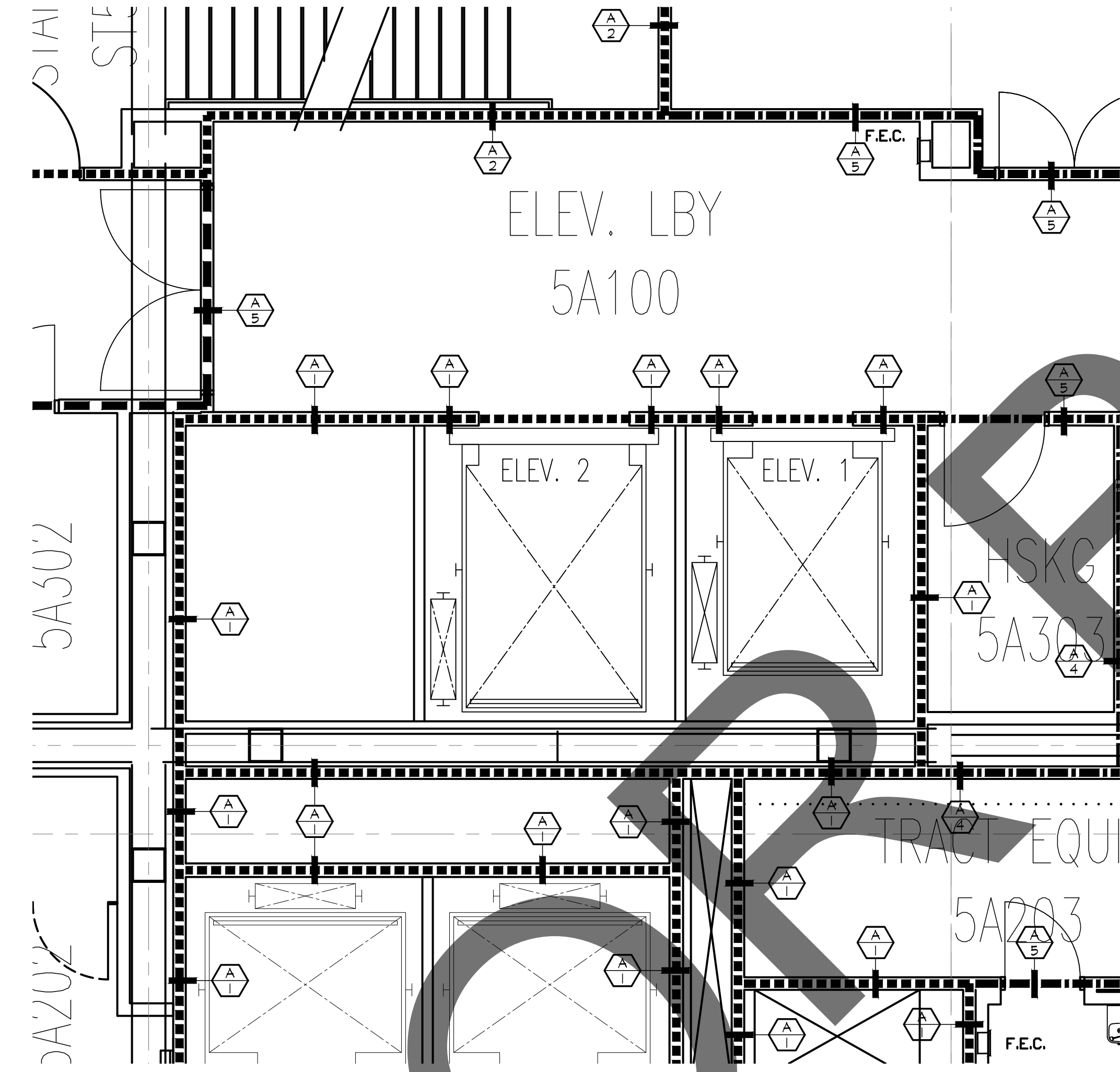
PROJECT NUMBER: **3021021**

DRAWING NUMBER: **A2.4**

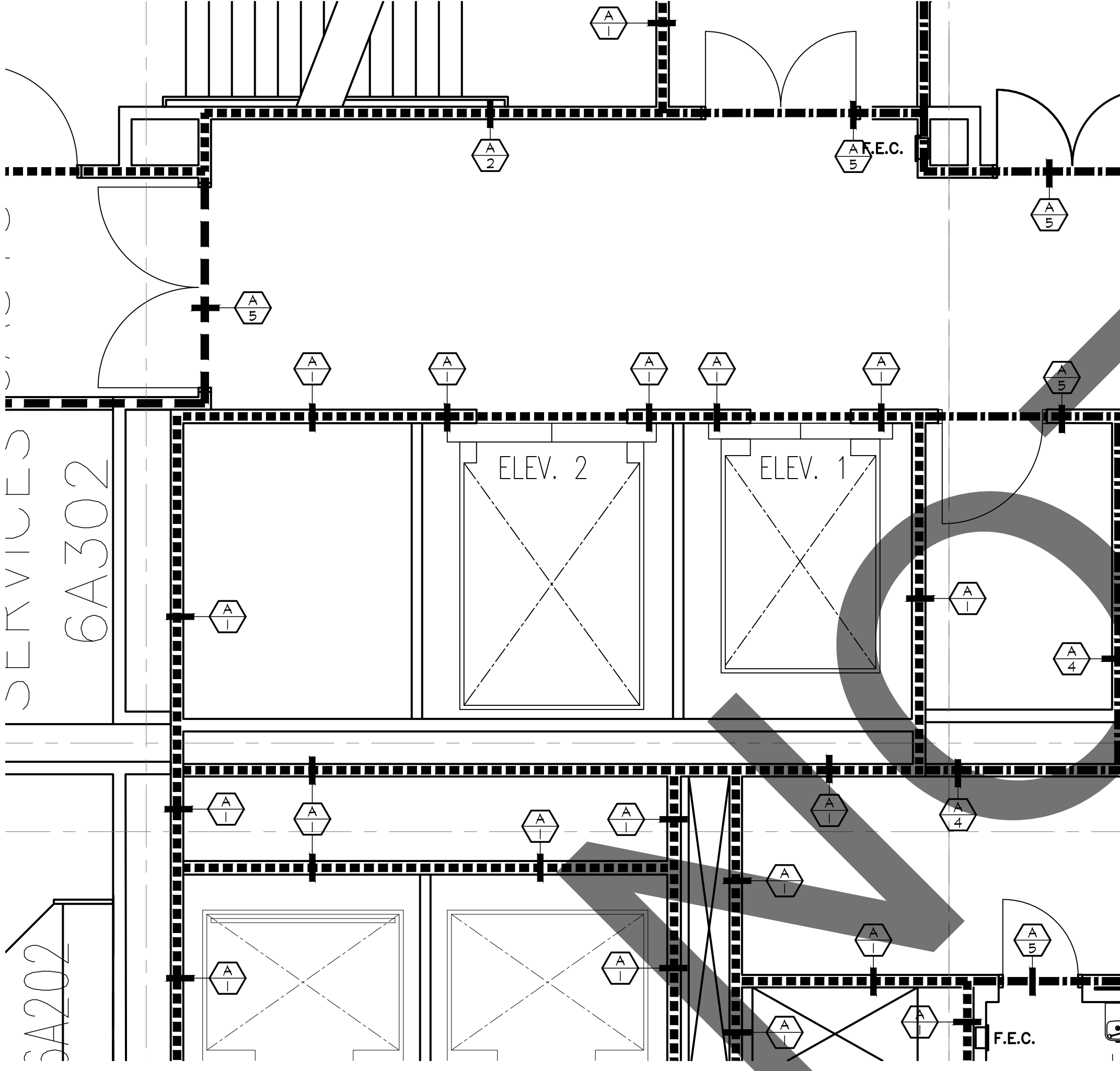
S:\Active Projects\County of Son Bernardino\On Call Projects\Arrowhead Regional Medical Center\3021021 ARMC - Elevator Modernization 1 & 2\3021021 A2.5.dwg Apr 11, 2023 - 4:18pm



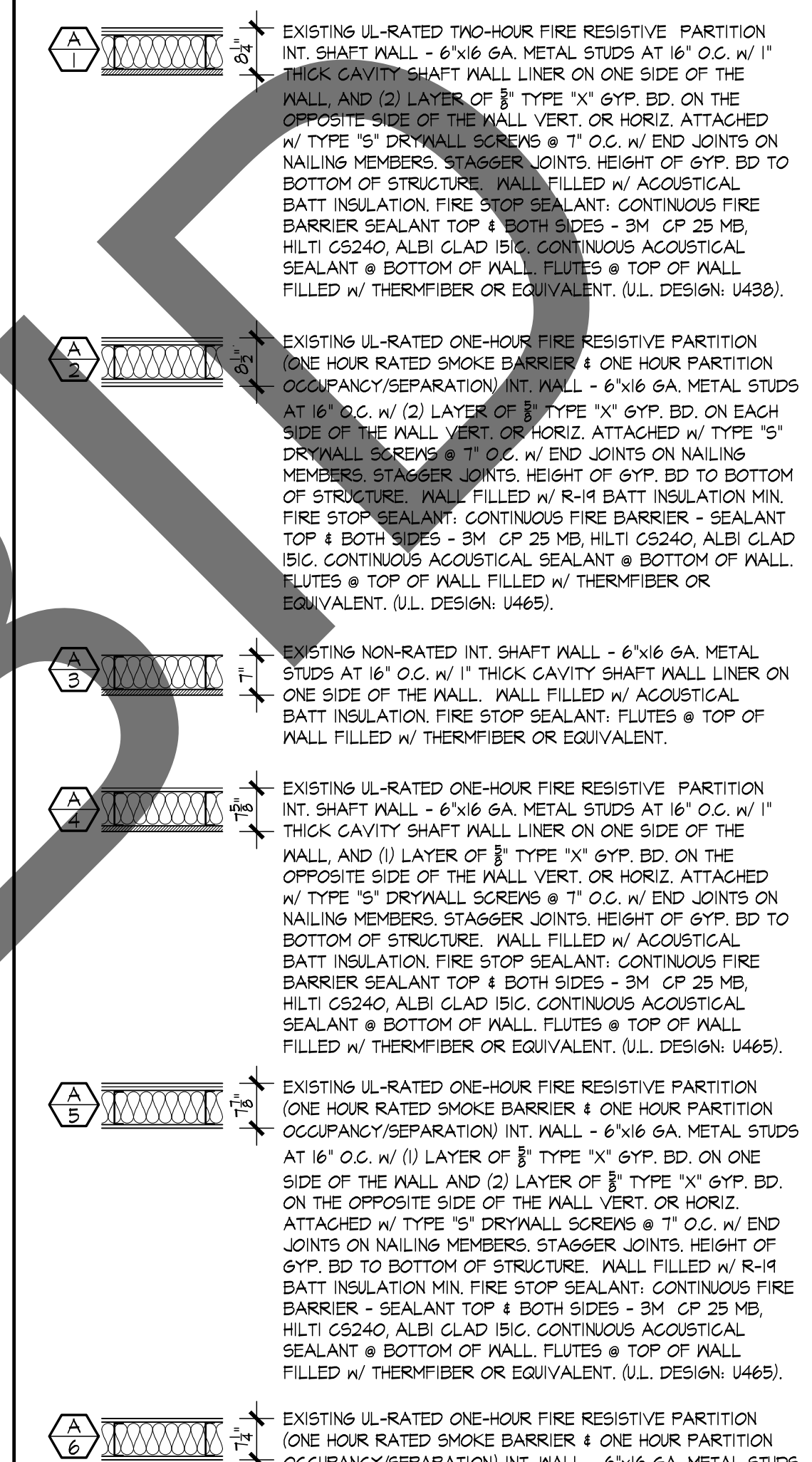
LIFE SAFETY FLOOR PLAN - 4TH. FLOOR 1/4"=1'-0" 1



LIFE SAFETY FLOOR PLAN - 5TH. FLOOR 1/4"=1'-0" 2



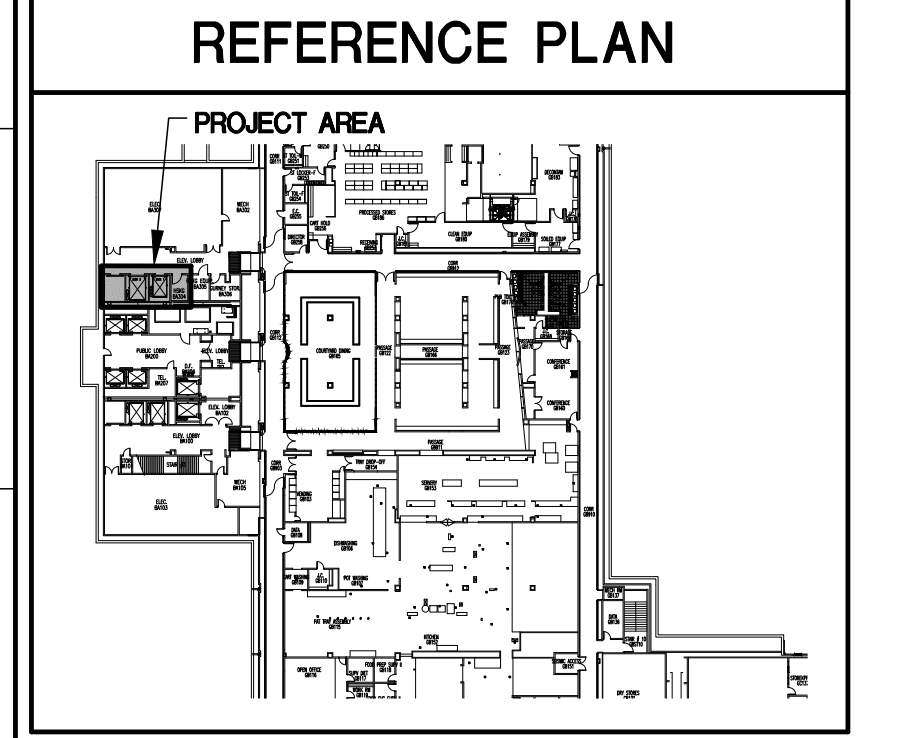
LIFE SAFETY FLOOR PLAN - 6TH. FLOOR 1/4"=1'-0" 3



PROJECT TITLE
**ELEVATOR MODERNIZATION
 ELEVATORS 1 & 2**
 FOR THE
ARROWHEAD REGIONAL MEDICAL CENTER
 400 N. PEPPER AVE.
 COLTON, CA. 92324
 WBSE #10.10.1057 | CIP #21-056 | CAFM #COL003

Department of Health Care Access and Information
HCAI # S22026-36-00

REVIEWED IN ACCORDANCE WITH THE REQUIREMENTS OF T24.CCR
APPROVED
 Department of Health Care Access & Information
 Office of Statewide Hospital Planning & Development
 8/30/2023, 1:10:03 PM
 S22026-36-00
 Allen Cheng



©marks architects, inc. 2022
 ALL REPORTS, PLANS AND DOCUMENTS PREPARED BY MARKS ARCHITECTS, INC. SHALL REMAIN THE PROPERTY OF MARKS ARCHITECTS, INC. AND ARE INTENDED FOR THIS SPECIFIC PROJECT ONLY. OTHER USES ARE PROHIBITED UNLESS OTHERWISE CONTRACTED.

LIFE SAFETY FLOOR PLANS

marks architects

73121 fred waring drive
 suite 200
 palm desert, ca 92260
 760-327-6800

DATE: **NOVEMBER 30, 2022**

REVISIONS

▲	PLAN CHECK-01.31.23
▲	
▲	
▲	
▲	
▲	
▲	
▲	
▲	
▲	

PROJECT NUMBER: **3021021**

DRAWING NUMBER: **A2.5**

LICENSED ARCHITECT
 DAVID WILLIAM CLARE
 C-21219