

UNINCORPORATED AREA

TOWNSHIP 1S RANGE 8W SECTION 26  
ROAD NAME Mission Boulevard  
W.O. No. H15034 PARCEL PEC-1  
A.P.N. 1011-283-01 (ptn)

## **PERMIT TO ENTER AND CONSTRUCT**

TOLLIS INC. A California Corporation

Hereby consent(s) to permit SAN BERNARDINO COUNTY, a body corporate and politic of the State of California, its officers, agents and employees and persons under contract with said County and their employees, the privilege and right to enter upon or across the property shown on the map attached hereto and made a part hereof, for construction purposes:

The purpose of this Permit to Enter and Construct is for:

minor concrete removal associated with ADA ramp improvements  
and other miscellaneous appurtenances thereto.

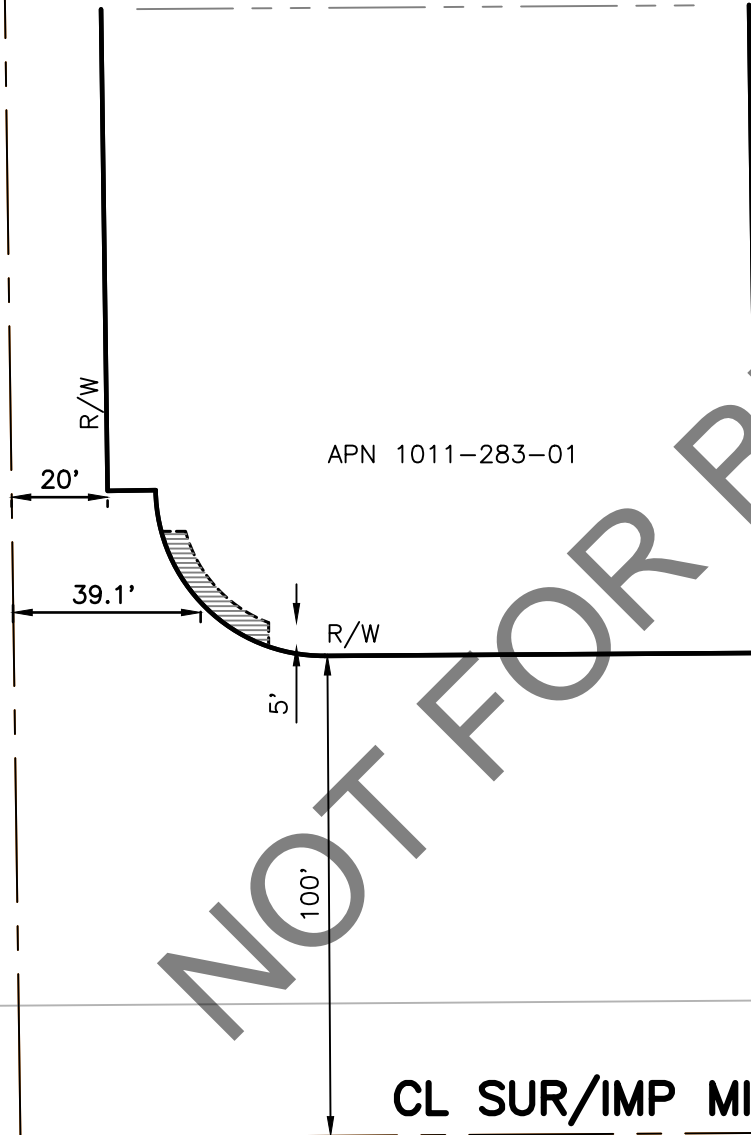
\* Limited to the area of the Sidewalk  
they wish to improve only.

This Permit to Enter and Construct will expire upon completion of the construction project known as "Mission Blvd Mill, Overlay and Ramps".

  
Name: \_\_\_\_\_ Date: 10-4-22  
Title: \_\_\_\_\_

# EXHIBIT "B"

ADA AVENUE



APN 1011-283-01

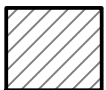
APN 1011-283-31

CL SUR/IMP MISSION BLVD.



## NOTES:

1. This map has been compiled from record data and other available material and does not represent a field survey.



- PERMIT TO ENTER AND CONSTRUCT AREA
- 145+/- sq. ft.

SCALE: 1"=40'

San Bernardino County  
Department of Public Works - Transportation

Right-of-Way Plat  
MISSION BOULEVARD

MONTCLAIR AREA

W.O. No.	Parcel No.	Owner
H15034	PEC 1	TOLLIS INC. A CALIFORNIA CORPORATION

UNINCORPORATED AREA

TOWNSHIP 1S RANGE 8W SECTION 26  
ROAD NAME Mission Boulevard  
W.O. No. H15034 PARCEL PEC-2  
A.P.N. 1011-271-36 (ptn)

## **PERMIT TO ENTER AND CONSTRUCT**


Garland Family Trust of 2018

Hereby consent(s) to permit SAN BERNARDINO COUNTY, a body corporate and politic of the State of California, its officers, agents and employees and persons under contract with said County and their employees, the privilege and right to enter upon or across the property shown on the map attached hereto and made a part hereof, for construction purposes:

The purpose of this Permit to Enter and Construct is for:


minor concrete removal associated with ADA ramp improvements  
and other miscellaneous appurtenances thereto.

This Permit to Enter and Construct will expire upon completion of the construction project known as "Mission Blvd Mill, Overlay and Ramps".

  
\_\_\_\_\_  
Harwood K. Garland,  
Trustee of the Garland  
Family Trust of 2018

\_\_\_\_\_  
Date

# EXHIBIT "B"



## NOTES:

1. This map has been compiled from record data and other available material and does not represent a field survey.



- PERMIT TO ENTER AND CONSTRUCT AREA
- 205+/- sq. ft.

SCALE: 1" = 40'

W.O. No.	Parcel No.	Owner
H15034	PEC 2	

San Bernardino County  
Department of Public Works - Transportation

Right-of-Way Plat  
MISSION BOULEVARD

MONTCLAIR AREA

UNINCORPORATED AREA

TOWNSHIP 1S RANGE 8W SECTION 26

ROAD NAME Mission Boulevard

W.O. No. H15034 PARCEL PEC-3

A.P.N. 1011-271-39 (ptn)

## **PERMIT TO ENTER AND CONSTRUCT**


Riad Y. Zarour, a single man

Hereby consent(s) to permit SAN BERNARDINO COUNTY, a body corporate and politic of the State of California, its officers, agents and employees and persons under contract with said County and their employees, the privilege and right to enter upon or across the property shown on the map attached hereto and made a part hereof, for construction purposes:

The purpose of this Permit to Enter and Construct is for:

minor concrete removal associated with ADA ramp improvements  
and other miscellaneous appurtenances thereto.

This Permit to Enter and Construct will expire upon completion of the construction project known as "Mission Blvd Mill, Overlay and Ramps".

  
Riad Y. Zarour

10-18-2022  
Date

# EXHIBIT "B"

CENTRAL AVENUE

93.5'

R/W

APN 1011-271-39

APN 1011-271-38

5'

5'

R/W

100'

CL SUR/IMP MISSION BLVD.

N

## NOTES:

1. This map has been compiled from record data and other available material and does not represent a field survey.



- PERMIT TO ENTER AND CONSTRUCT AREA
- 145+/- sq. ft.

SCALE: 1" = 40'

San Bernardino County  
Department of Public Works - Transportation

Right-of-Way Plat  
MISSION BOULEVARD  
MONTCLAIR AREA

W.O. No.	Parcel No.	Owner
H15034	PEC 3	

UNINCORPORATED AREA

TOWNSHIP 1S RANGE 8W SECTION 26  
ROAD NAME Mission Boulevard  
W.O. No. H15034 PARCEL PEC-4  
A.P.N. 1011-251-11 (ptn)

## **PERMIT TO ENTER AND CONSTRUCT**

JA1, LLC

Hereby consent(s) to permit SAN BERNARDINO COUNTY, a body corporate and politic of the State of California, its officers, agents and employees and persons under contract with said County and their employees, the privilege and right to enter upon or across the property shown on the map attached hereto and made a part hereof, for construction purposes:

The purpose of this Permit to Enter and Construct is for:

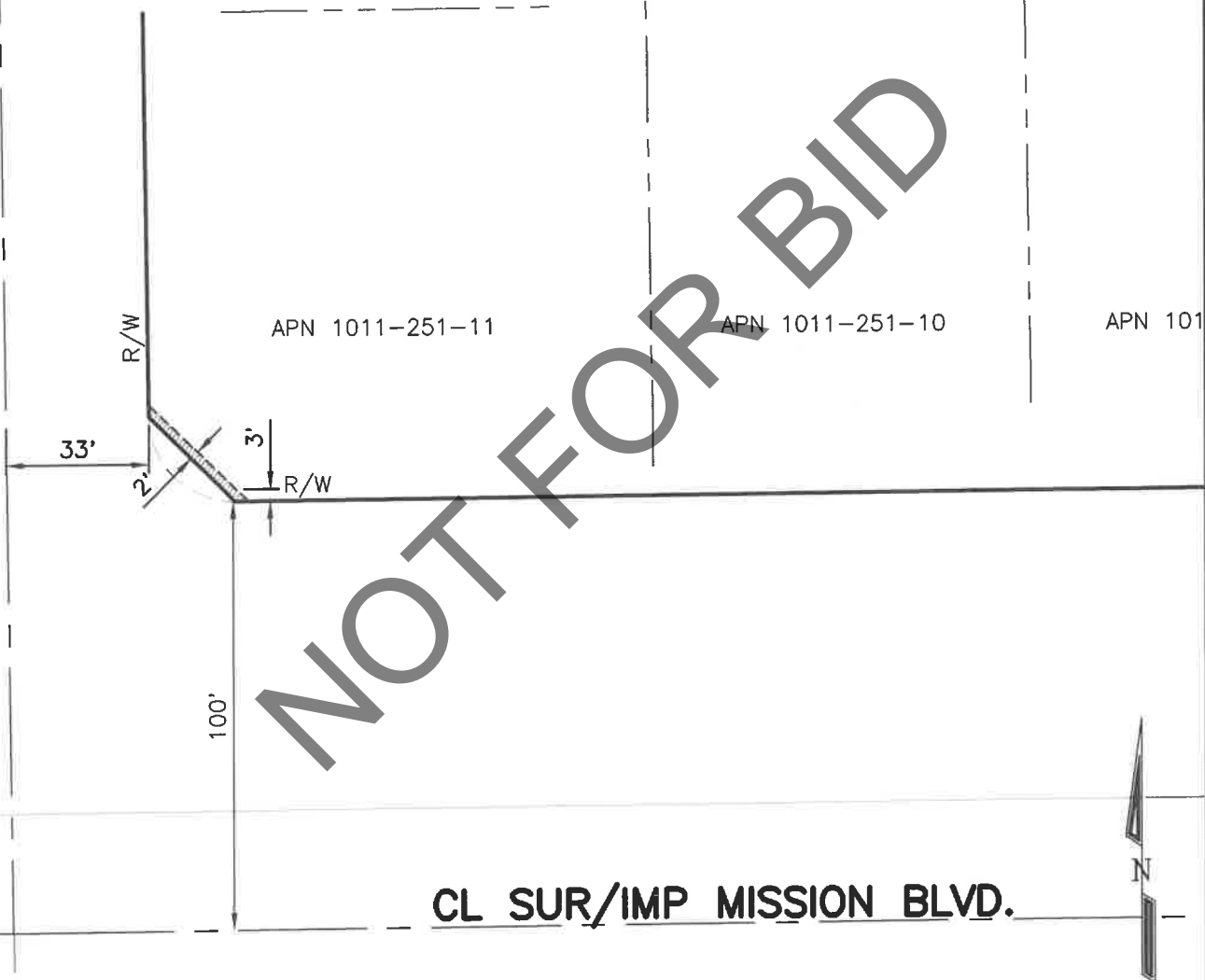
minor concrete removal associated with ADA ramp improvements  
and other miscellaneous appurtenances thereto.

This Permit to Enter and Construct will expire upon completion of the construction project known as "Mission Blvd Mill, Overlay and Ramps".

Name: Antony Espinoza Date: 9/30/2022  
Title: Member

# EXHIBIT "B"

VERNON AVENUE



## NOTES:

1. This map has been compiled from record data and other available material and does not represent a field survey.



- PERMIT TO ENTER AND CONSTRUCT AREA
- 145+/- sq. ft.

SCALE: 1" = 40'

San Bernardino County  
Department of Public Works - Transportation

Right-of-Way Plat  
MISSION BOULEVARD

MONTCLAIR AREA

W.O. No.	Parcel No.	Owner
H15034	PEC 4	JA1, LLC



*Standard and Special Drawings  
(Green Pages)*

*inserted here*

## ***LIST OF STANDARD AND SPECIAL DRAWINGS (GREEN PAGES)***

**Letter to residents English**

**Letter to residents Spanish**

### **SAN BERNARDINO COUNTY STANDARD PLANS**

115

303a

303b

### **2015 CALTRANS STANDARD PLANS**

Rsp A88A

A20A

A20D

### **2018 CALTRANS STANDARD PLANS**

A20A RSP ES-1A

A20B RSP ES-1B

A20C RSP ES-1C

A20D RSP ES-5C

A24A RSP ES-7A

A24C RSP ES-8A

A24D RSP ES-8B

A24E RSP T13

A24F

T9 T10 T11

### **2014 CA MUTCD (REVISION 6)**

FIGURE 2A-2(CA)

FIGURE 3B-102(CA)

SECTION 6D.01

SECTION 6D.02

FIGURE 2A-2(CA)

FIGURE 3B-102(CA)

FIGURE 6H-28

FIGURE 6H-29

**Special drawing 3    Special drawing 110**

**Special drawing 112**



## NOTICE TO THE RESIDENTS

The County of San Bernardino Department of Public Works has contracted with (Company name) for the (type of work) of (name of road) in the (city) area. The construction shall include (detailed description of work).

This work will be performed between the dates of (start date) and (end date).

Normal working hours will be between the hours of \_\_\_\_\_ A.M. and \_\_\_\_\_ P.M. Monday through Friday.

There will be "No Parking Signs" posted on your street indicating the specific dates work will be performed on the street. During the time we are working, access to the public will be limited and we ask the following:

1. Do not park your vehicles on the roadway
2. Do not allow water to run on the roadway
3. Do not allow children to play in the roadway
4. Do not place trash cans or other debris on the roadway

We regret any inconvenience that this work may cause you and we thank you for your cooperation in assisting us in rebuilding your street.

**Thank you.**

**(Company name)**

**(Company contact name)**

**(Company phone number)**

**If you need further assistance contact the Department of Public Works at (909) 387-7920**



## NOTIFICACIÓN A LOS RESIDENTES

El Condado de San Bernardino, Departamento de Obras Públicas, a contratado con (Company name) para (type of work) la calle llamada (name of road) en la ciudad de (city). La construcción va a incluir (detailed description of work).

Este trabajo será hecho entre la fecha de (start date) y (end date). Las horas elegidas para hacer este trabajo serán entre las \_\_\_\_\_ de la mañana y \_\_\_\_\_ de la tarde de lunes a viernes.

Habrà letreros indicando que "No Habrà Estacionamiento" en la calle y especificando el horario cuando el trabajo será hecho. Durante el tiempo que estaremos trabajando en la calle, la entrada para el público será limitada y por esta razón pedimos lo siguiente:

1. No estacionen sus vehículos en la calle.
2. No permita que corre el agua hacia la calle.
3. No permita que los niños jueguen en la calle.
4. No ponga los botes de basura o cualquier otra basura en la calle.

Lamentamos la inconveniencia que causara este trabajo y les agradecemos por su cooperación y asistencia en el mejoramiento de su calle.

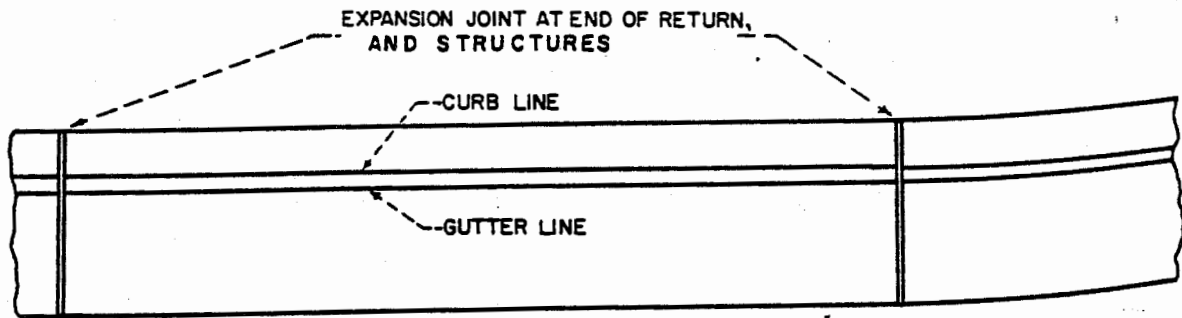
**Muchas Gracias.**

**(Company name)**

**(Company contact name)**

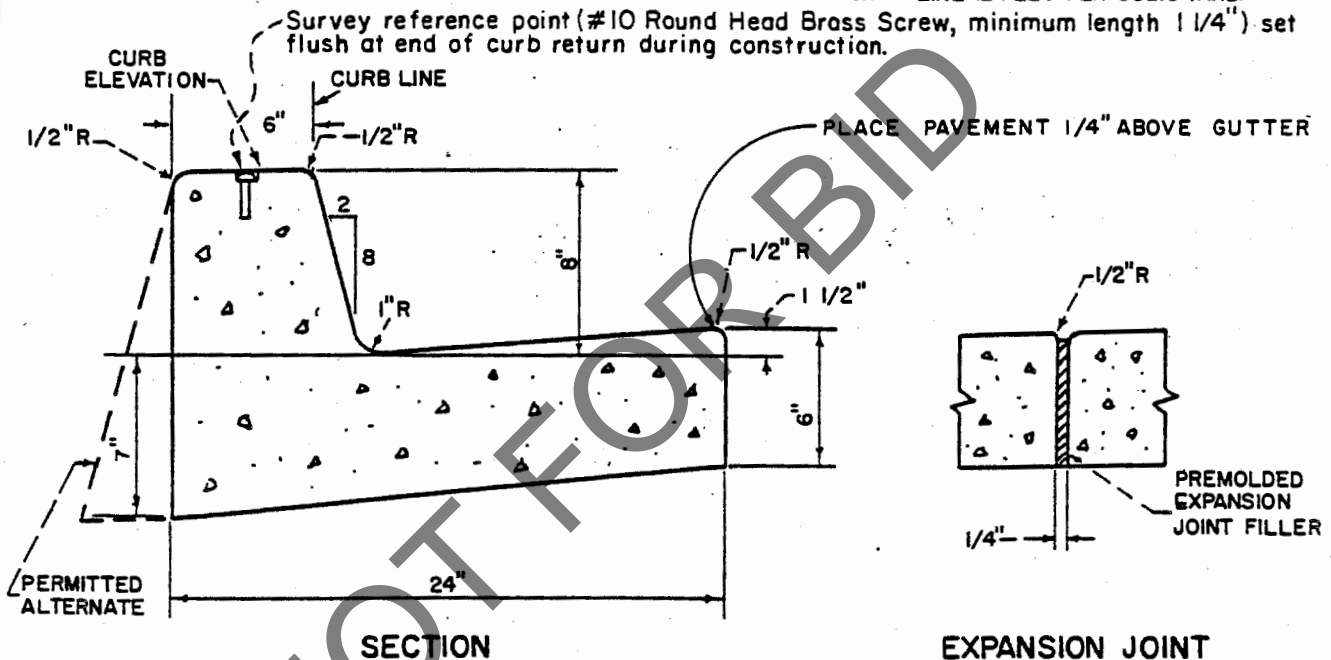
**(Company phone number)**

**Si necesita asistencia favor de hablar al Departamento de Obras Publicas, (909) 387-7920.**



### PLAN

0.0535 CUBIC YARDS PER LINEAL FOOT.  
18.7 LINEAL FEET PER CUBIC YARD.



### NOTES:

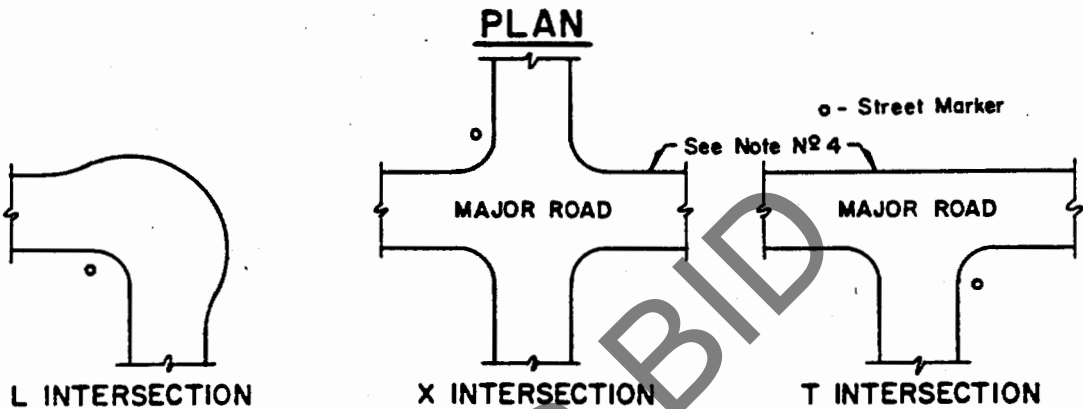
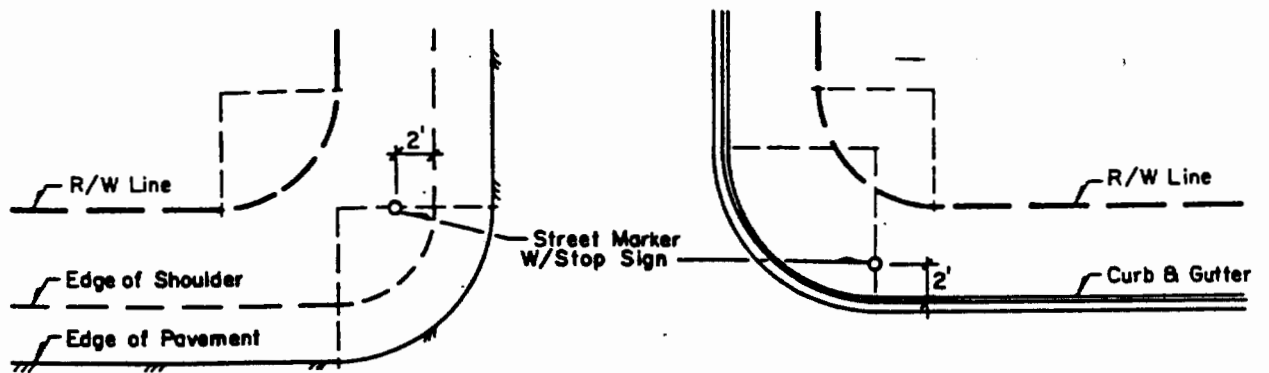
1. CURB AND GUTTER SHALL BE CONSTRUCTED MONOLITHICALLY OF CLASS "B" CONCRETE.
2. WIDTHS OF STANDARD STREET SECTIONS SHOWN ON PLANS ARE TO CURB LINE UNLESS OTHERWISE INDICATED.
3. WEAKENED PLANE JOINTS SHALL BE CONSTRUCTED AT 10-FOOT INTERVALS, EXCEPT THAT THE INTERVAL SHALL BE VARIED TO ALLOW MATCHING OF JOINTS IN ADJACENT EXISTING IMPROVEMENTS.
4. CURING COMPOUND SHALL BE SPRAYED UNIFORMLY ON EXPOSED SURFACES.
5. WHEN CURB AND GUTTER IS PLACED BY AN EXTRUSION MACHINE MINOR FINISHING MAY BE DONE TO PROVIDE AN ACCEPTABLE FINISH AND THE WEAKENED PLANE JOINTS MAY BE SAWCUT.

SAN BERNARDINO COUNTY ROAD DEPARTMENT  
REV. V.E.H.3-74  
REV. V.E.H.7-76  
Rev VEH 2-79

John R. Shone  
COUNTY HIGHWAY ENGINEER

8"  
CURB AND GUTTER

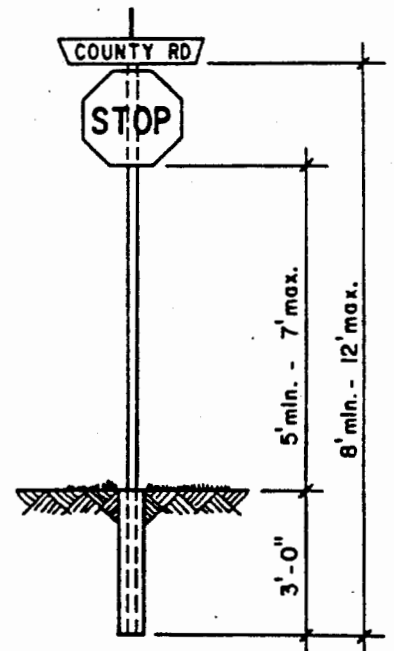
115



### TYPICAL LOCATION

#### NOTES:

1. Marker To Be Set On County Right Of Way.
2. Location Of Marker Shown Is Approximate.
3. Markers To Be Visible For A Distance Of 150 Feet.
4. If Either Road Is Divided Into 4 Lanes Or More (Major Road), Additional Markers Will Be Required.
5. Street Markers Located At Major Roads Will Be Mounted On 12 Foot Posts To Accommodate A Stop Sign.



### ELEVATION

SAN BERNARDINO COUNTY TRANS. DEPT.

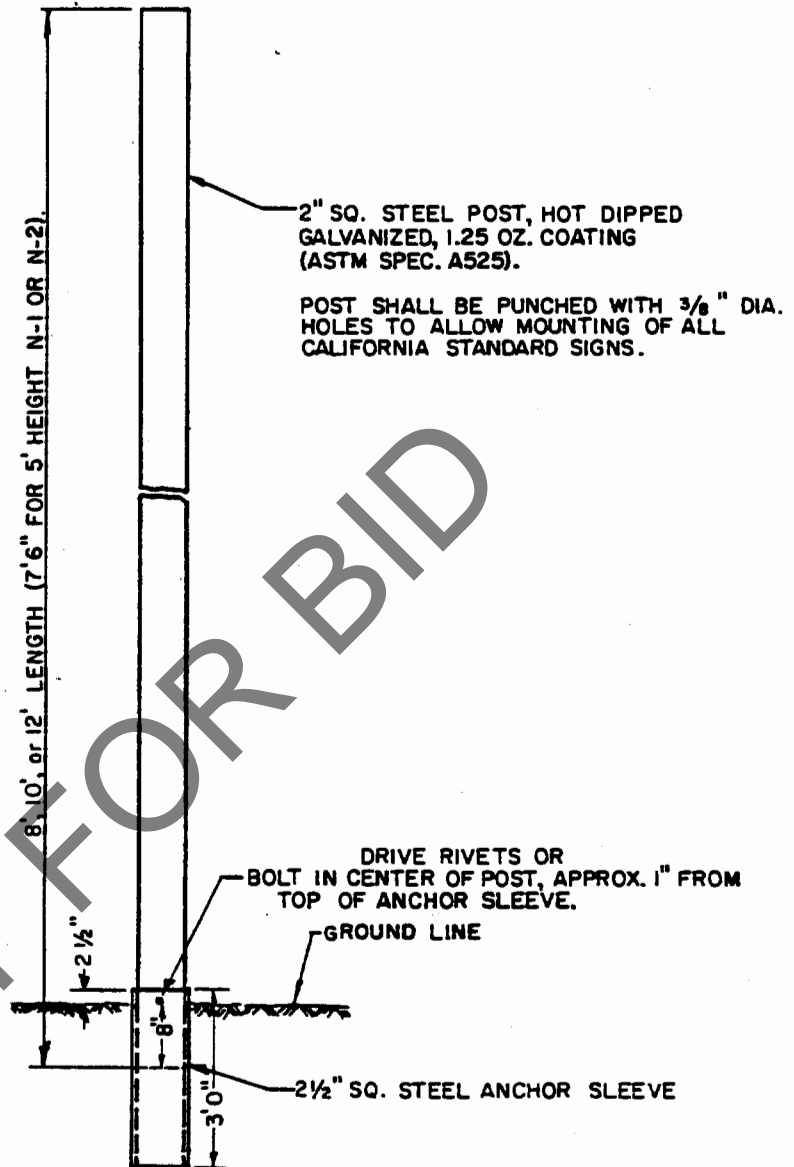
OCT. 5, 1993 v.h.c.

REV. 3/1/94

KEN A. MILLER  
Director of Transportation

STREET MARKER

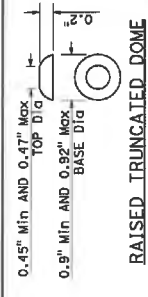
303a



NOTES:

1. SEE STANDARD NO. 303a FOR MARKER LOCATIONS.
2. POST SHALL BE 2" SQ. STEEL AS SHOWN AND STATED.
3. ANCHOR SLEEVE SHALL BE 2 1/2" SQ. STEEL HOT DIPPED GALVANIZED AFTER FABRICATION (ASTM SPEC. A-123).
4. SIGNS SHALL BE INSTALLED IN ACCORDANCE WITH COUNTY STANDARD 303.

SAN BERNARDINO COUNTY ROAD DEPARTMENT		STREET MARKER POST INSTALLATION	303 b
H.G. 1-71 R.O.R. 10-81	M. A. Nicholas COUNTY ENGINEER		



### RAISED TRUNCATED DOME

2.3" MIN AND 2.4" MAX  
CENTER TO CENTER  
SPACING

RAISED TRUNCATED DOME PATTERN (IN-LINE)


NOTES: See Note 10

1. As site conditions dictate, Case A through Case G curb ramps may be used for corner installations similar to those shown in Detail A and Detail B. The case of curb ramps used in Detail A do not have to be the same. Case A through Case G curb ramps also may be used at mid block locations, as site conditions may dictate, to provide a different configuration, including the conform to existing sidewalk, see Project Plans.
2. If distance from curb to back of sidewalk is too short to accommodate ramp length, a 1'-2" platform (landing) as shown in Case A, the sidewalk may be depressed longitudinally as in Case B or C or may be widened as in Case D.
3. When ramp is located in center of curb return, crosswalk configuration must be similar to that shown for Detail B.
4. As site conditions dictate, the retaining curb side and the flared side of the Case G ramp shall be constructed in reversed position.
5. The ramp portion of the curb ramp is a typical rectangle, unless modified in the Project Plans.
6. Side slope of ramp flares vary uniformly from a maximum of 9.0% at curb to conform with longitudinal sidewalk slope adjacent to top of the ramp, except in Cases C and Case F.
7. The adjacent surfaces at transitions at curb ramps to walks, gutters, and streets shall be at the same level.
8. Corner slopes of adjoining gutters and road surfaces immediately adjacent to curb shall be 1:10 (9.09%) and within 24 inches of the curb ramp shall not be steeper than 1:20H (5.0%). Gutter pan slope shall not exceed 1" of depth for each 2'-0" of width.
9. Transition gutter pan slope from 1" of depth for each 2'-0" of width to match typical gutter pan slope per Standard Plan A87A.

10. The detectable warning surface will be a rectangle as shown at back of curb, unless modified in the Project Plans. Curb ramps shall have a detectable warning surface that extends the full width and 3'-0" depth of the ramp. Detectable warning surfaces shall extend the full width of the ramp except a maximum gap of 1 inch is allowed on each side of the ramp. Detectable warning surfaces shall conform to the requirements in the Standard Specifications.

1. Sidewalk and ramp thickness,  $t_{min}$ , shall be  $3/2$  inch minimum.
2. Utility pull boxes, manholes, vaults and all other utility facilities within the boundaries of the curb ramp will be relocated or adjusted to grade by the owner prior to, or in conjunction with, curb ramp construction.
3. Detectable warning surface may have to be cut to allow removal of utility covers while maintaining detectable warning width and depth.

— TYPICAL GUTTER PAN APPLIES TO ALL CASES —



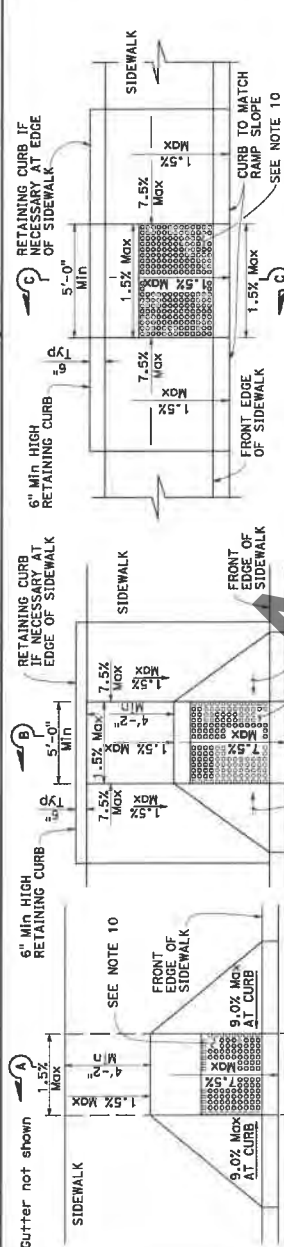
## GUTTER PAN TRANSITION

## CURB RAMP DETAILS

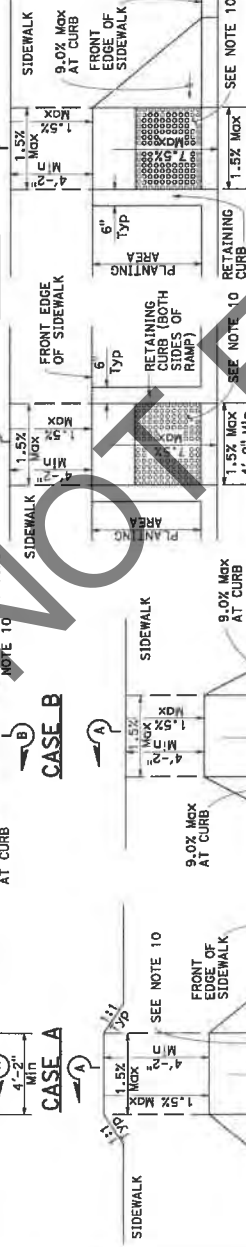
**NO SCALE**

RSP A88A DATED JULY 21, 2017 SUPERSEDES RSP A88A DATED JULY 15, 2016 AND STANDARD PLAN A88A DATED OCTOBER 30, 2015 - PAGE 127 OF THE STANDARD PLANS BOOK DATED 2015.

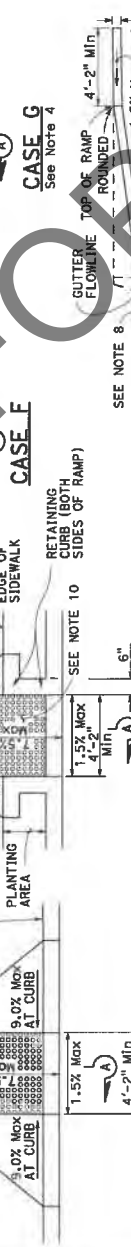
## REVISÉ STANDARD PLAN RSP A88A



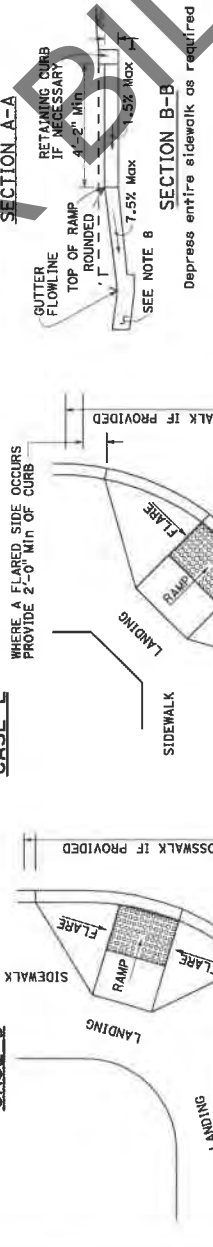

9



4'-2" MIN



1.5% Max  
1.5% Max

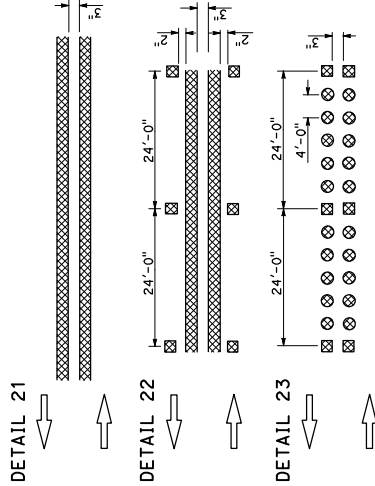
RETAINING CURB  
IF NECESSARY



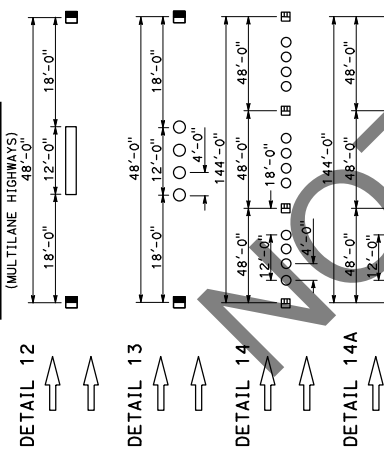
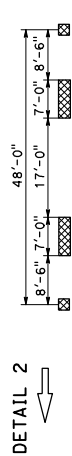
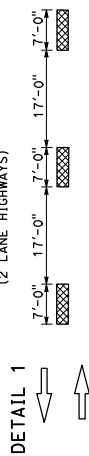
DIST	COUNTY	ROUTE	POST MILES TOTAL PROJECT	SHEET TOTAL NO. SHEETS

**Alfonso J. Lopez**  
 REGISTERED CIVIL ENGINEER  
 October 30, 2015  
 No. 3-31-17  
 CIVIL  
 STATE OF CALIFORNIA  
 THE STATE OF CALIFORNIA DEPARTMENT OF TRANSPORTATION  
 PLANS DEPARTMENT  
 ON THESE PLANS, THE ENGINEER'S RESPONSIBILITY IS LIMITED TO THE DESIGN OF THE WORK SHOWN.  
 COPIES OF THIS PLAN SHEET.

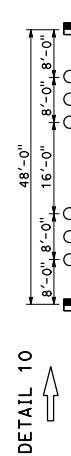
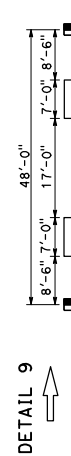
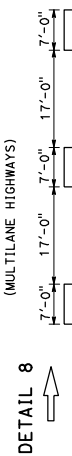
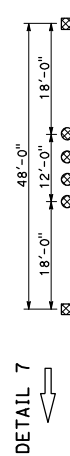
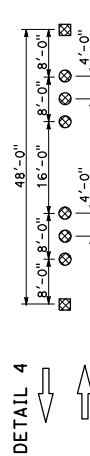
## NO PASSING ZONES-TWO DIRECTION



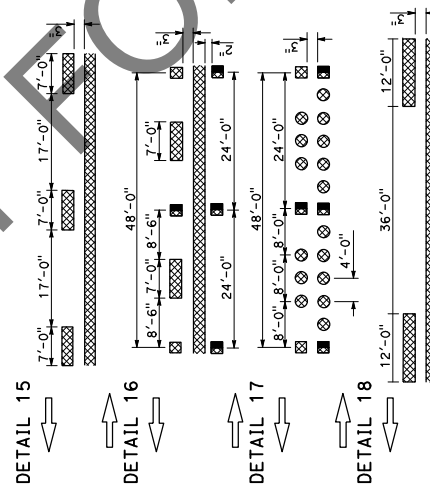
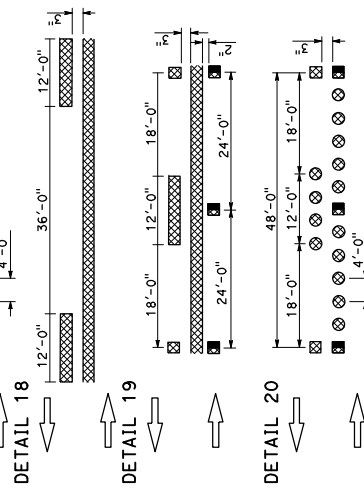
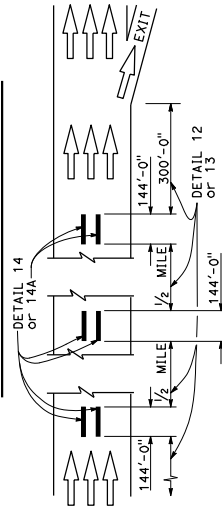
## LANELINES (Cont)

CENTERLINES  
(2 LANE HIGHWAYS)

DETAIL 3 DELETED

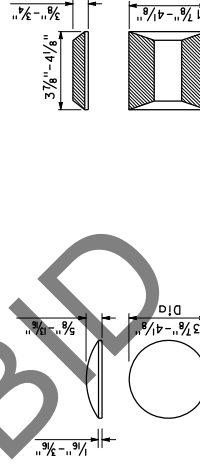


## NO PASSING ZONES-ONE DIRECTION

LANELINES  
(MULTILANE HIGHWAYS)TYPICAL LANE LINE DELINEATION  
IN ADVANCE OF EXIT RAMP

**NOTE:**  
Detail 14 is to be used in combination with Detail 13. Detail 14A is to be used in combination with Detail 12.

## MARKER DETAILS



RETROREFLECTIVE FACE

PAVEMENT MARKERS  
AND TRAFFIC LINES  
TYPICAL DETAILS

NO SCALE

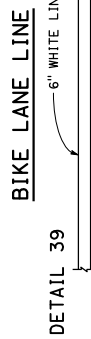
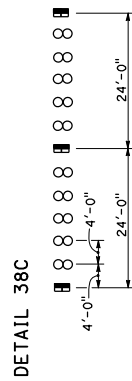
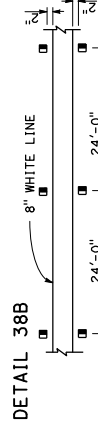
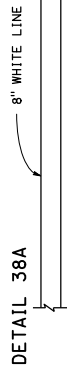
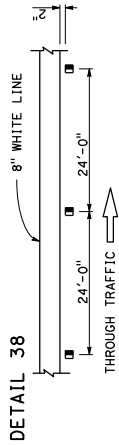
A20A

STATE OF CALIFORNIA  
DEPARTMENT OF TRANSPORTATION

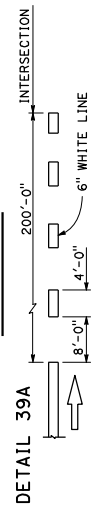
DIST	COUNTY	ROUTE	POST MILES TOTAL PROJECT	SHEET TOTAL NO. SHEETS

*Alfonso J. Lopez*  
REGISTERED CIVIL ENGINEER  
October 30, 2015  
No. 3-31-17  
CIVIL  
STATE OF CALIFORNIA  
THE STATE OF CALIFORNIA DEPARTMENT OF TRANSPORTATION  
ON AGENCIES SHALL NOT BE RESPONSIBLE FOR THE ACCURACY OR COMPLETENESS OF SCANNED COPIES OF THIS PLAN SHEET.

### CHANNELIZING LINE




### INTERSECTION LINE



### LANE LINE EXTENSIONS THROUGH INTERSECTIONS



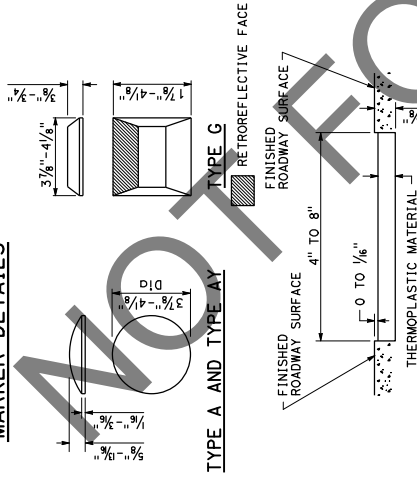
### CENTER LINE EXTENSIONS THROUGH INTERSECTIONS



### LEGEND

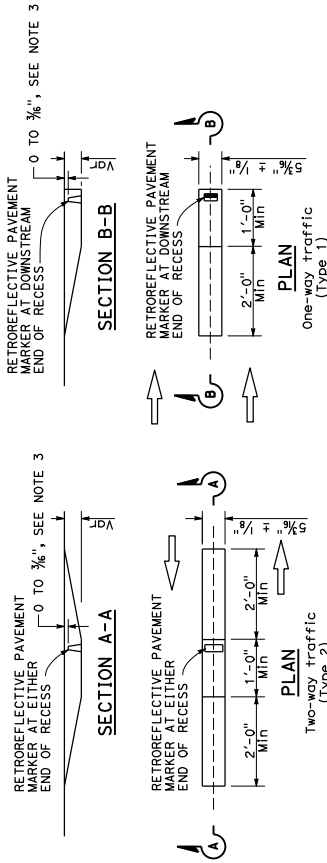
- MARKERS**
- TYPE A WHITE NON-REFLECTIVE
  - ⊗ TYPE AY YELLOW NON-REFLECTIVE
  - TYPE G ONE-WAY CLEAR RETROREFLECTIVE
  - ▨ 4" YELLOW LINE

### MARKER DETAILS



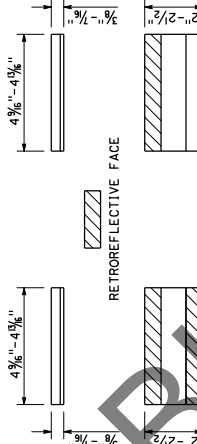
### DETAIL FOR RECESSED THERMOPLASTIC STRIPE

- See Notes A and B.
- RECESSED THERMOPLASTIC NOTES**
- A. See typical traffic line details for pavement marking patterns.
  - B. The top of the thermo-plastic installed in recessed pavement shall be 0 to 1/16" below the pavement surface.



### RECESS DETAIL FOR RETROREFLECTIVE PAVEMENT MARKER

- RECESSED MARKER NOTES:**
- See typical traffic line details for marker patterns to be used with recessed pavement markers. Detail 14A requires a Type 2 recess.
  - The retroreflective pavement markers shown for recessed installations are not to be used for non-recessed installations.
  - The top of pavement markers installed in recesses shall be 0 to 1/16" below the pavement surface.



### RECESSED THERMOPLASTIC STRIPE FOR RECESSED INSTALLATION

### PAVEMENT MARKERS AND TRAFFIC LINES TYPICAL DETAILS


NO SCALE

**A20D**

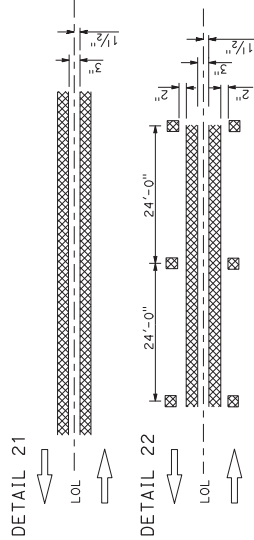
STATE OF CALIFORNIA  
DEPARTMENT OF TRANSPORTATION

DIST.	COUNTY	ROUTE	POST MILES TOTAL PROJECT	SHEET TOTAL NO. SHEETS

	
REGISTERED CIVIL ENGINEER	DATE
May 31, 2018	
THIS STATE OF CALIFORNIA LICENSED PROFESSIONAL ENGINEER'S SEAL AND SIGNATURE SHALL NOT BE RESPONSIBLE FOR THE ACCURACY OR COMPLETENESS OF THE SCANNED COPIES OF THIS PLAN SHEET.	

## NO PASSING ZONES-TWO DIRECTION



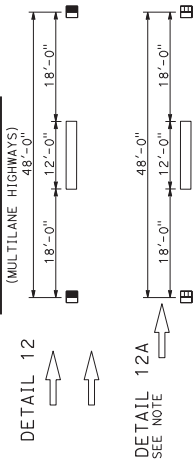
DETAIL 23 DELETED

DETAIL 23 DELETED

LEGEND  
MARKERS

- TYPE C RED-CLEAR RETROREFLECTIVE
- TYPE D TWO-WAY YELLOW RETROREFLECTIVE
- TYPE G ONE-WAY CLEAR RETROREFLECTIVE
- TYPE H ONE-WAY YELLOW RETROREFLECTIVE

## LANELINES (Cont)

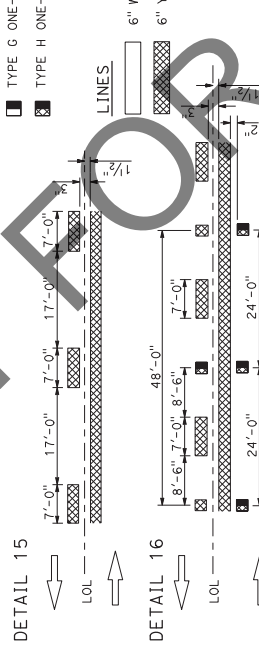


DETAIL 13 DELETED

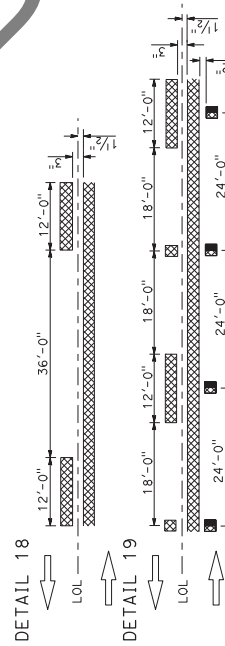
DETAIL 14 DELETED

DETAIL 14A DELETED

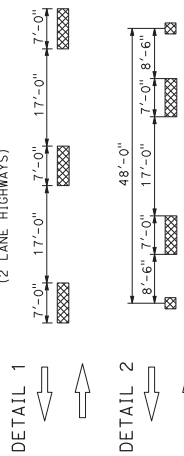
## NO PASSING ZONES-ONE DIRECTION



DETAIL 17 DELETED

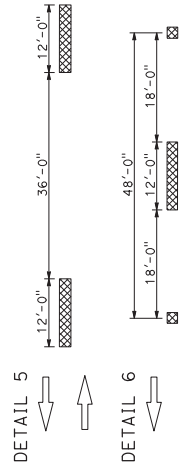


DETAIL 20 DELETED

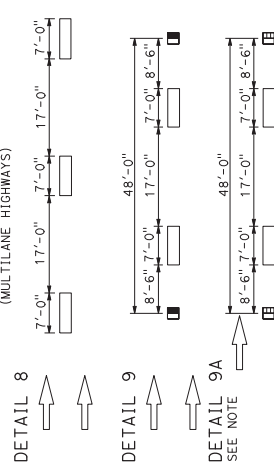
NOTE:  
FOR FREEWAY APPLICATION ONLYCENTERLINES  
(2 LANE HIGHWAYS)

DETAIL 3 DELETED

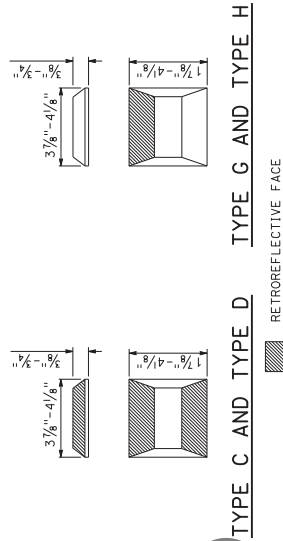
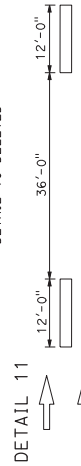
DETAIL 4 DELETED



DETAIL 7 DELETED

LANELINES  
(MULTILANE HIGHWAYS)

DETAIL 10 DELETED



RETROREFLECTIVE FACE

STATE OF CALIFORNIA  
DEPARTMENT OF TRANSPORTATIONPAVEMENT MARKERS  
AND TRAFFIC LINES  
TYPICAL DETAILS

NO SCALE

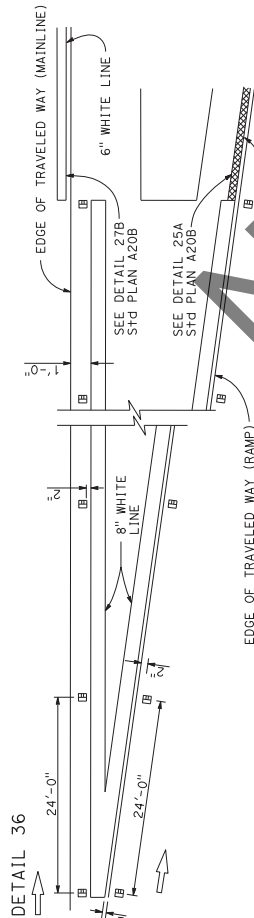
A20A



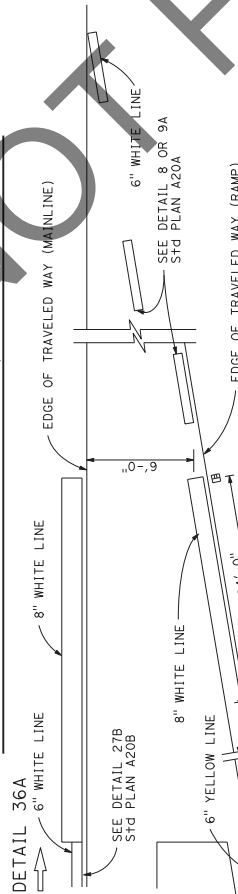
DIST	COUNTY	ROUTE	POST MILES TOTAL PROJECT	SHEET TOTAL NO. SHEETS

*Alta Ferrouz*  
REGISTERED CIVIL ENGINEER  
No. CB0402  
Exp. 3-31-19  
CIVIL  
STATE OF CALIFORNIA  
MAY 31, 2018  
DATE  
THIS STATE OF CALIFORNIA REGISTERED PROFESSIONAL ENGINEER'S SEAL AND SIGNATURE SHALL NOT BE RESPONSIBLE FOR THE ACCURACY OR COMPLETENESS OF THE SCANNED COPIES OF THIS PLAN SHEET.

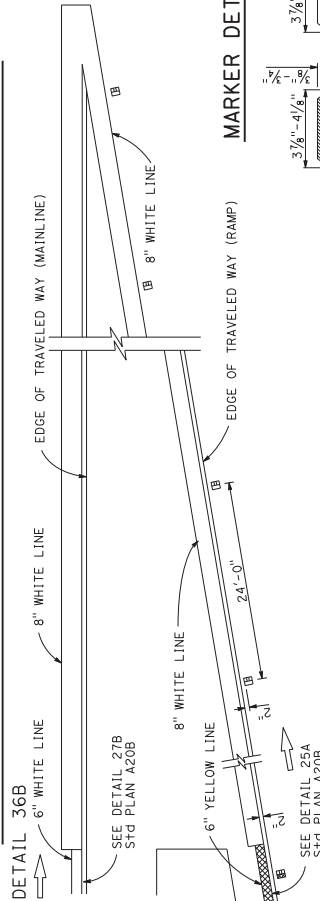
### EXIT RAMP NEUTRAL AREA (GORE) TREATMENT



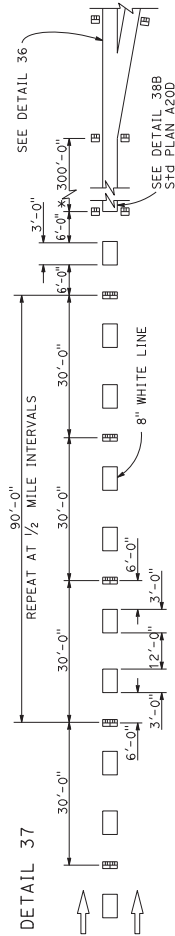
### ENTRANCE RAMP NEUTRAL AREA (MERGE) TREATMENT



### ENTRANCE RAMP NEUTRAL AREA (ACCELERATION LANE) TREATMENT



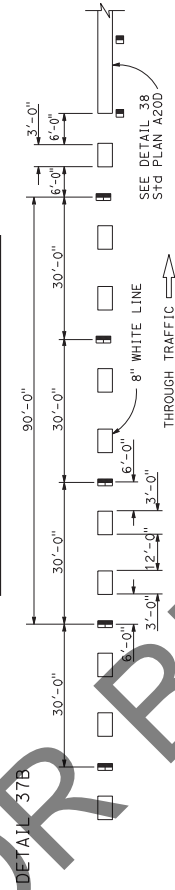
### LANE DROP AT EXIT RAMP



\* The solid channelizing line shown may be omitted on short auxiliary lanes where weaving length is critical.

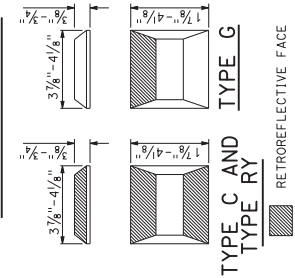
DETAIL 37A DELETED

### LANE DROP AT INTERSECTIONS



DETAIL 37C DELETED

### MARKER DETAILS



### LEGEND:

#### MARKERS

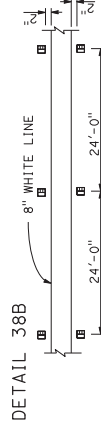
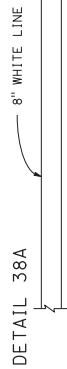
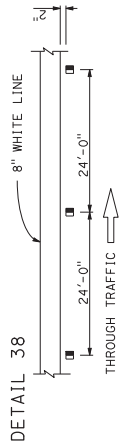
- TYPE C RED-CLEAR RETROREFLECTIVE
- TYPE G ONE-WAY CLEAR RETROREFLECTIVE
- TYPE RY RED-YELLOW RETROREFLECTIVE
- TYPE G RETROREFLECTIVE FACE

STATE OF CALIFORNIA  
DEPARTMENT OF TRANSPORTATION  
**PAVEMENT MARKERS  
AND TRAFFIC LINES  
TYPICAL DETAILS**

NO SCALE

**A20C**

## CHANNELIZING LINE

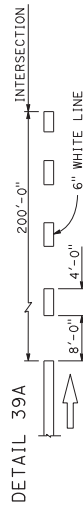


DETAIL 38C DELETED

## BIKE LANE LINE



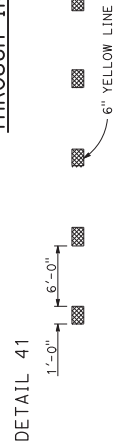
## INTERSECTION LINE



## LANE LINE EXTENSIONS THROUGH INTERSECTIONS



## CENTER LINE EXTENSIONS THROUGH INTERSECTIONS

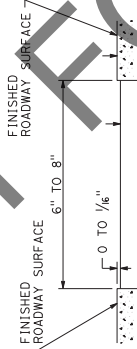
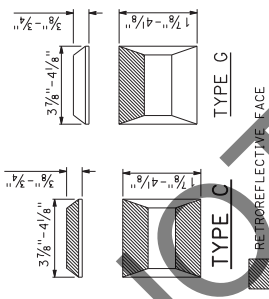


## LEGEND

### MARKERS

- TYPE C RED-CLEAR RETROREFLECTIVE
- TYPE G ONE-WAY CLEAR RETROREFLECTIVE
- 6" YELLOW LINE

## MARKER DETAILS



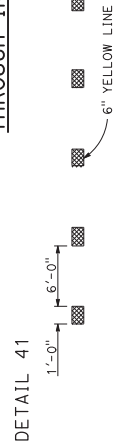
## DETAIL FOR RECESSED THERMOPLASTIC TRAFFIC STRIPE

- See Notes A and B.
- RECESSED THERMOPLASTIC NOTES
- A. See typical traffic line details for pavement marking patterns.
- B. The top of the thermoplastic installed in recessed pavement shall be 0 to 1/16" below the pavement surface.

## LANE LINE EXTENSIONS THROUGH INTERSECTIONS

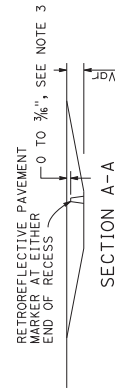


## CENTER LINE EXTENSIONS THROUGH INTERSECTIONS

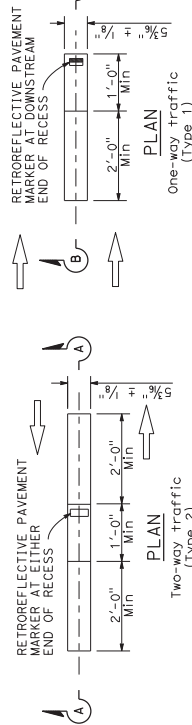


DIST	COUNTY	ROUTE	POST MILES TOTAL PROJECT	SHEET TOTAL NO. SHEETS

REGISTERED CIVIL ENGINEER  
 May 31, 2018  
 No. CB0402  
 CIVIL  
 STATE OF CALIFORNIA  
 THE STATE OF CALIFORNIA DEPARTMENT OF TRANSPORTATION  
 THIS CERTIFICATE IS VALID FOR THE PROJECT ONLY. ANY CHANGES TO THE PROJECT SHALL BE THE RESPONSIBILITY OF THE ENGINEER. ANY CHANGES TO THE PROJECT SHALL BE THE RESPONSIBILITY OF THE ENGINEER.



## SECTION B-B



## RECESS DETAIL FOR RETROREFLECTIVE PAVEMENT MARKER

- RECESSED MARKER NOTES:
- 1. See typical traffic line details for marker patterns to be used with recessed pavement markers. Detail 14A requires a Type 2 recess.
- 2. The retroreflective pavement markers shown for recessed installations are not to be used for non-recessed installations.
- 3. The top of pavement markers installed in recesses shall be 0 to 1/16" below the pavement surface.

## TYPE C AND TYPE D TYPE G AND TYPE H FOR RECESSED INSTALLATION

- See Notes 1 and 2.

## PAVEMENT MARKERS AND TRAFFIC LINES TYPICAL DETAILS

NO SCALE

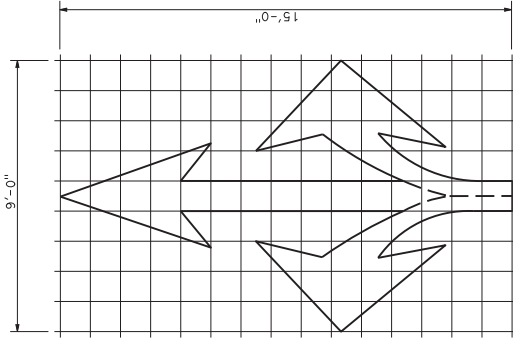
A20D

DIST	COUNTY	ROUTE	POST MILES TOTAL PROJECT	SHEET TOTAL NO. SHEETS

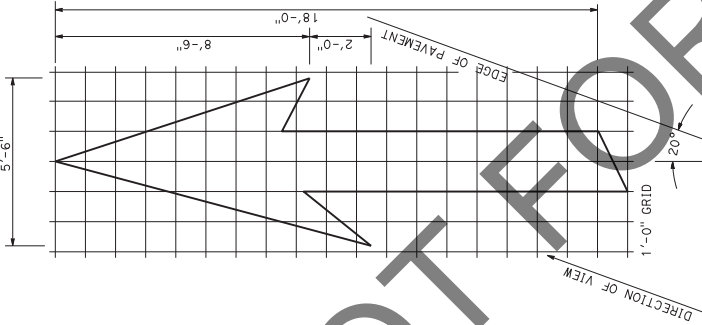
*Alfio Ferrouz*  
REGISTERED CIVIL ENGINEER

MAY 31, 2018  
PLANS FOR PROJECT  
THE STATE OF CALIFORNIA DEPT. OF TRANSPORTATION  
ON AGENTS SHALL NOT BE RESPONSIBLE FOR  
THE ACCURACY OF THE INFORMATION OR THE  
COMPLETION OF THIS PLAN SHEET.

REGISTERED PROFESSIONAL ENGINEER  
No. CB0402  
Exp. 3-31-19  
CIVIL  
STATE OF CALIFORNIA

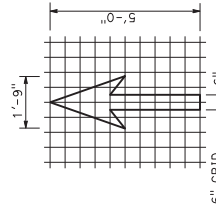


TYPE I 10'-0" ARROW



TYPE II ARROW

Right lane drop arrow  
(For left lane,  
use mirror image)

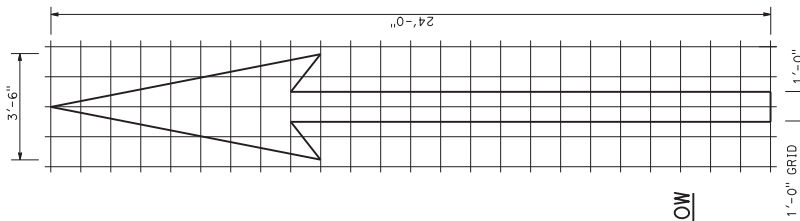


TYPE III (L) ARROW

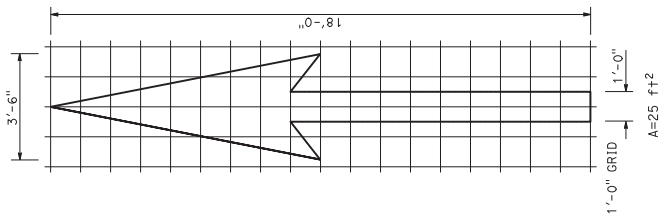
(For Type III (R) arrow,  
use mirror image)

BIKE LANE ARROW

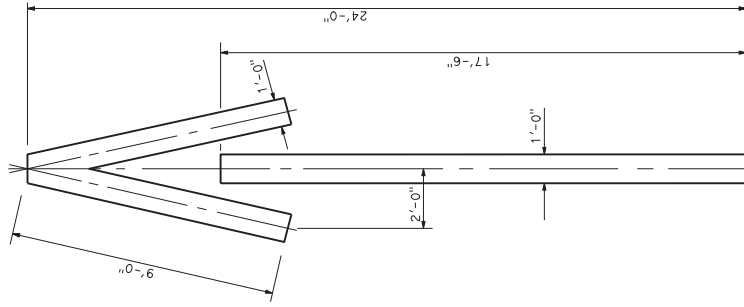
NOTE:  
Minor variations in dimensions  
may be accepted by the Engineer.



TYPE I 24'-0" ARROW



TYPE I 18'-0" ARROW



TYPE IV ARROW

A=33 ft±

STATE OF CALIFORNIA  
DEPARTMENT OF TRANSPORTATION


**PAVEMENT MARKINGS  
ARROWS**

NO SCALE

**A24A**



DIST	COUNTY	ROUTE	POST MILES TOTAL PROJECT	SHEET TOTAL NO. SHEETS

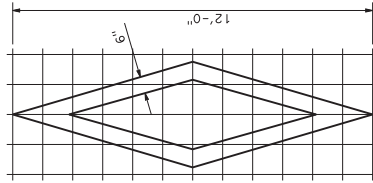


REGISTERED CIVIL ENGINEER  
Alta Ferrouz  
No. C00402  
Exp. 3-31-19  
CIVIL  
STATE OF CALIFORNIA

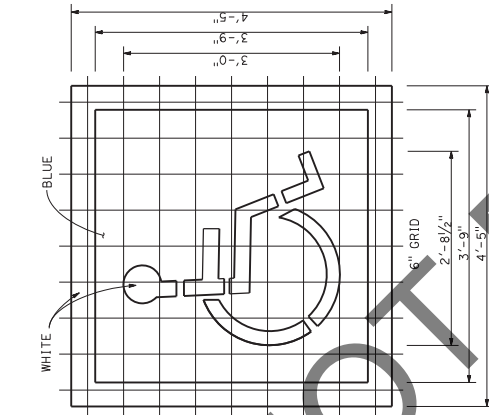
REGISTERED CIVIL ENGINEER  
Alta Ferrouz  
No. C00402  
Exp. 3-31-19  
CIVIL  
STATE OF CALIFORNIA

THE STATE OF CALIFORNIA DEPARTMENT OF TRANSPORTATION  
OR AGENTS SHALL NOT BE RESPONSIBLE FOR  
THE ACCURACY OR COMPLETENESS OF SCANNED  
COPIES OF THIS PLAN SHEET.

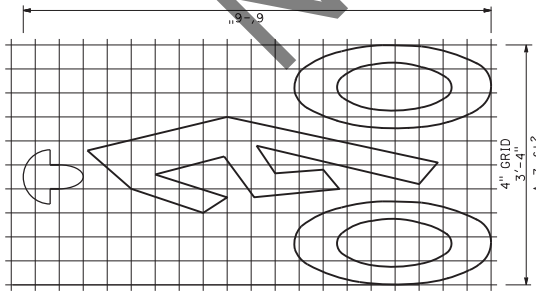
**NOTE:**  
Minor variations in dimensions may be accepted  
by the Engineer.



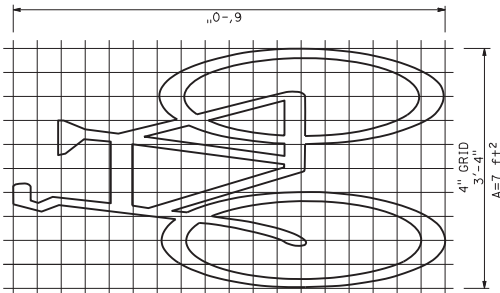
**DIAMOND SYMBOL**



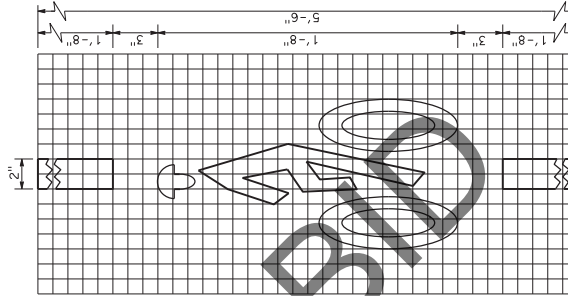
**INTERNATIONAL SYMBOL  
OF ACCESSIBILITY (ISA) MARKING**



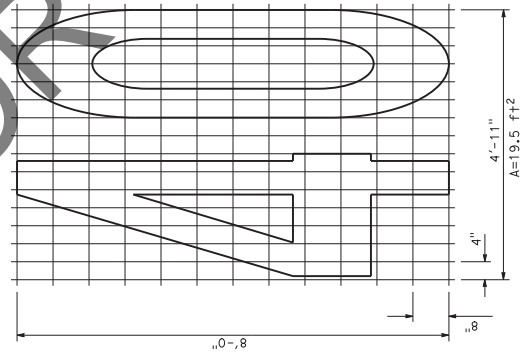
**BIKE LANE SYMBOL  
WITH PERSON**



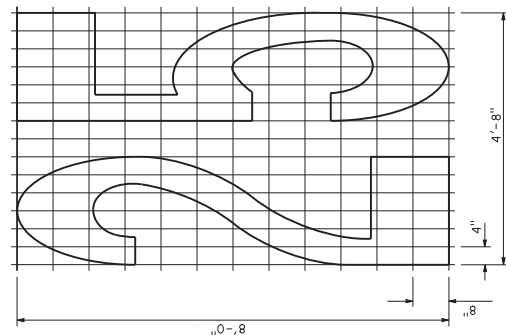
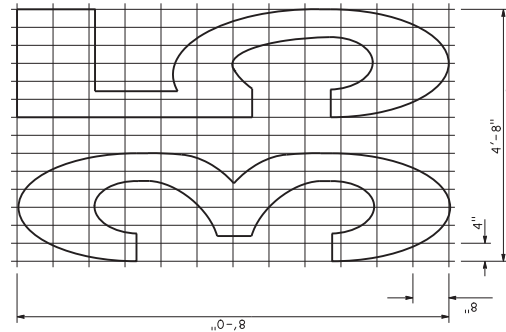
**BIKE LANE SYMBOL  
WITHOUT PERSON**



**BIKE LOOP  
DETECTOR SYMBOL**



**NUMERALS**



**SHARED ROADWAY BICYCLE MARKING**

STATE OF CALIFORNIA  
DEPARTMENT OF TRANSPORTATION

**PAVEMENT MARKINGS  
SYMBOLS AND NUMERALS**


NO SCALE


**A24C**



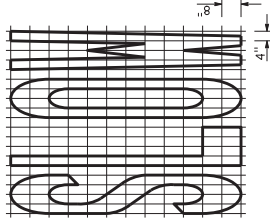
Dist	COUNTY	ROUTE	POST MILES TOTAL PROJECT	SHEET TOTAL NO. SHEETS

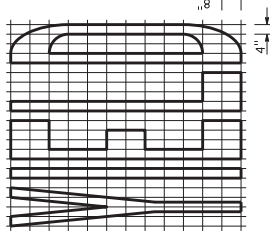
	
REGISTERED CIVIL ENGINEER May 31, 2018 PLANS APPROVED BY THE STATE OF CALIFORNIA DEPT. OF TRANSPORTATION OR AGENTS SHALL NOT BE RESPONSIBLE FOR THE ACCURACY OR COMPLETENESS OF SCANNED COPIES OF THIS PLAN SHEET.	



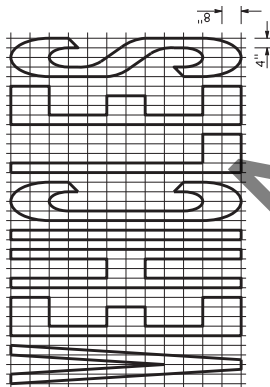
A=19 f+2



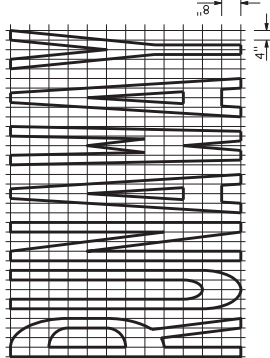
A=23 f+2



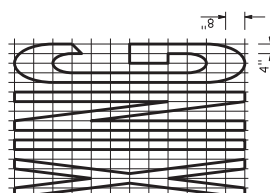
A=24 f+2



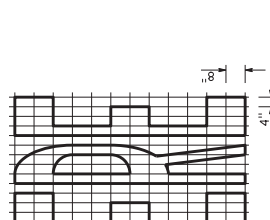
A=42 f+2



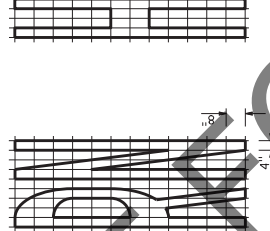
A=43 f+2



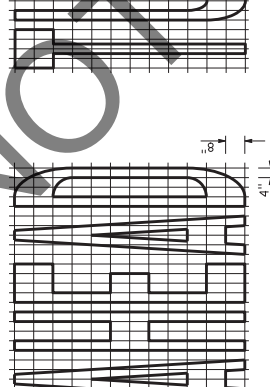
A=21 f+2



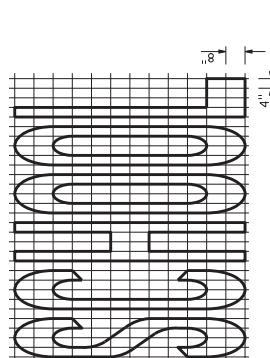
A=26 f+2



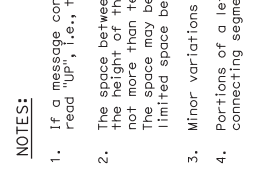
A=24 f+2



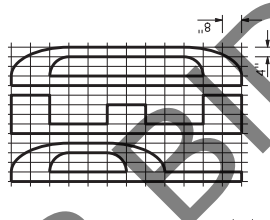
A=31 f+2



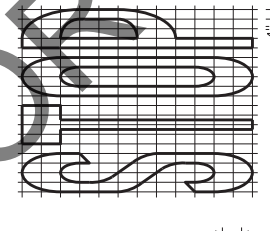
A=35 f+2



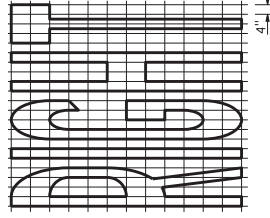
A=18 f+2



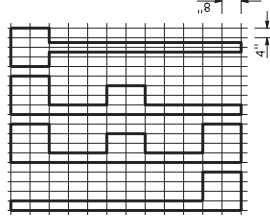
A=22 f+2



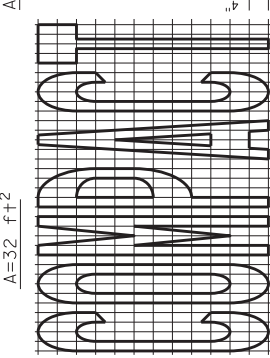
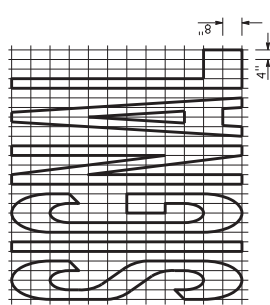
A=26 f+2



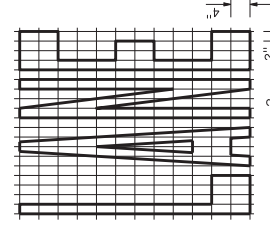
A=19 f+2



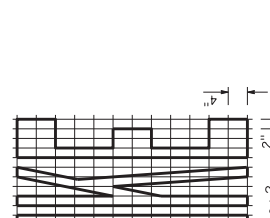
A=32 f+2



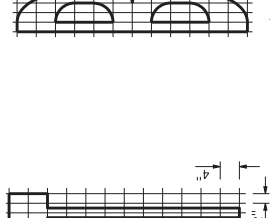
A=10 f+2



A=6 f+2



A=5 f+2



A=10 f+2

## NOTES:

- If a message consists of more than one word, it must read "Up", i.e., the first word must be nearest the driver.
- The space between words must be at least four times the height of the characters for low speed roads, but not more than ten times the height of the characters. The space may be reduced appropriately where there is limited space because of local conditions.
- Minor variations in dimensions may be accepted by the Engineer.
- Portions of a letter, number or symbol may be separated by connecting segments not to exceed 2" in width.

WORD MARKINGS							
ITEM	f+2	ITEM	f+2	ITEM	f+2	ITEM	f+2
XING	21	YIELD	24	BIKE	5	PED	18
AHEAD	31	SCHOOL	35	SLOW	23	COMPACT	10
WAIT	19	SIGNAL	32	STOP	22	RUNAWAY	43
LANE	6	TURN	24	LEFT	19	VEHICLES	42
RIGHT	26	HERE	26				

 STATE OF CALIFORNIA  
 DEPARTMENT OF TRANSPORTATION

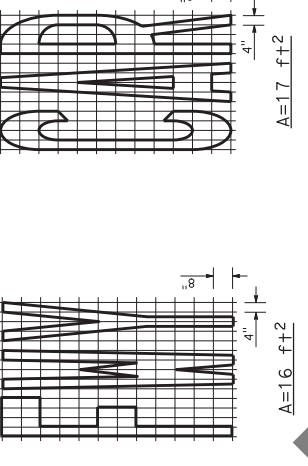
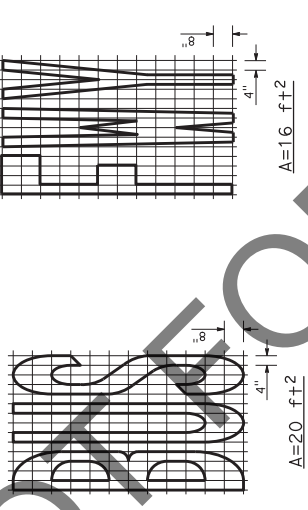

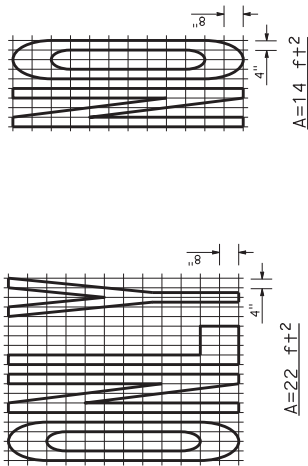
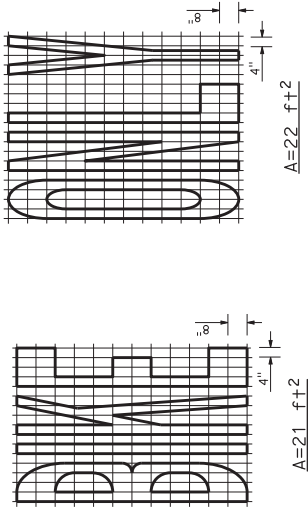
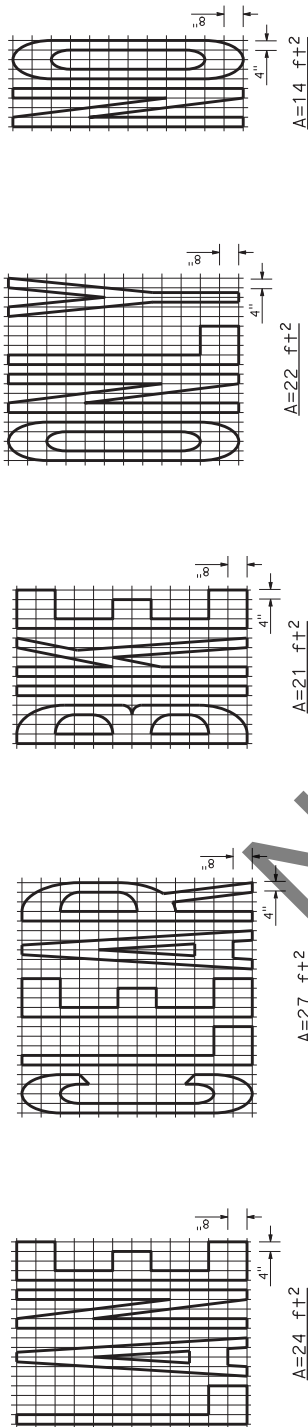
# PAVEMENT MARKINGS WORDS

NO SCALE

A 24D

DIST	COUNTY	ROUTE	POST MILES TOTAL PROJECT	SHEET TOTAL NO. SHEETS

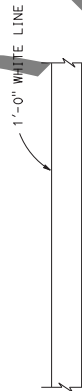
May 31, 2018  
 REGISTERED CIVIL ENGINEER  
 ATTILIO FERROZZI  
 No. CB0402  
 Exp. 3-31-19  
 CIVIL  
 STATE OF CALIFORNIA  
 THE STATE OF CALIFORNIA OR ITS OFFICERS  
 OR AGENTS SHALL NOT BE RESPONSIBLE FOR  
 THE ACCURACY OR COMPLETENESS OF ANY  
 COPIES OF THIS PLAN SHEET.



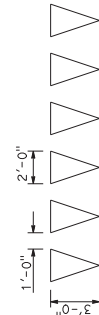
ITEM	f+2	ITEM	f+2
LANE	24	NO	14
POOL	23	BIKE	21
CAR	17	BUS	20
CLEAR	27	ONLY	22
KEEP	24	FWY	16

## NOTES:

- If a message consists of more than one word, it must read "UP", i.e., the first word must be nearest the driver.
- The space between words must be at least four times the height of the characters for low speed roads, but not more than ten times the height of the characters. The space may be reduced appropriately where there is limited space because of local conditions.
- Minor variations in dimensions may be accepted by the Engineer.
- Portions of a letter, number or symbol may be separated by connecting segments not to exceed 2" in width.
- The words "NO PARKING" pavement marking is to be used for parking facilities. For typical locations of markings, see Standard Plans A90A and A90B.
- The words "NO PARKING" shall be painted in white letters no less than 1/2" high on a contrasting background and located so that it is visible to traffic enforcement officials.



## LIMIT LINE (STOP LINE)



WHITE SERIES OF ISOSCELES TRIANGLES



## YIELD LINE

A=2 f+2  
See Notes 6 and 7

NO SCALE


A24E

STATE OF CALIFORNIA  
DEPARTMENT OF TRANSPORTATION

# PAVEMENT MARKINGS WORDS, LIMIT AND YIELD LINES

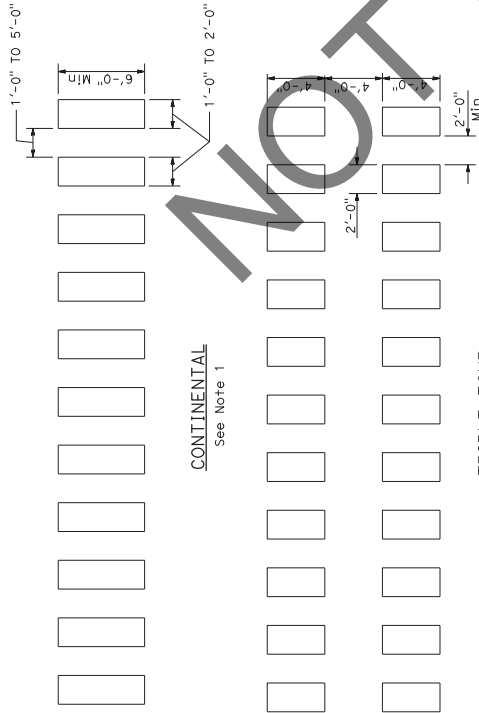
Dist	COUNTY	ROUTE	POST MILES TOTAL PROJECT	SHEET TOTAL NO. SHEETS

	
REGISTERED CIVIL ENGINEER May 31, 2018 PLANS DEPARTMENT THE STATE OF CALIFORNIA DEPT. OF TRANSPORTATION ALL AGENTS SHALL NOT BE RESPONSIBLE FOR THE ACCURACY OR COMPLETENESS OF SCANNED COPIES OF THIS PLAN SHEET.	

**NOTES:**

1. Spaces between markings must be placed in wheel tracks of each lane.
2. Spacings not to exceed 2.5 times width of longitudinal line.
3. All crosswalk markings must be white except those near schools must be yellow.

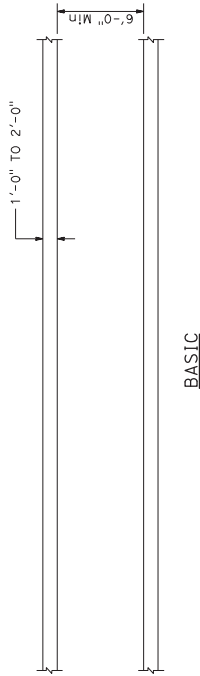


**CONTINENTAL**

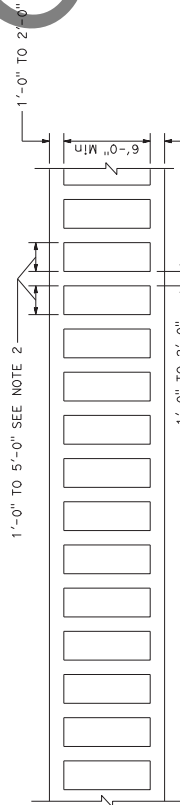
See Note 1

**TRIPLE FOUR**

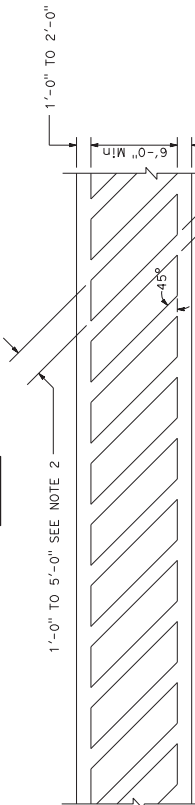
See Note 1



**BASIC**



**LADDER**



**DIAGONAL**

**HIGHER VISIBILITY CROSSWALKS**

STATE OF CALIFORNIA  
DEPARTMENT OF TRANSPORTATION  
**PAVEMENT MARKINGS**  
**CROSSWALKS**

NO SCALE

**A 24F**

DIST	COUNTY	ROUTE	POST MILES TOTAL PROJECT	SHEET TOTAL NO. SHEETS

REGISTERED ELECTRICAL ENGINEER October 15, 2021 THE STATE OF CALIFORNIA HAS ISSUED ITS OFFICIAL OPINION THAT THE ENGINEER'S SEAL IS VALID AND THE ENGINEER SHALL NOT BE RESPONSIBLE FOR THE QUALITY OF THIS PLAN SHEET.	

TO ACCOMPANY PLANS DATED

**STANDARD**

SYMBOL	DESCRIPTION	NEW	EXISTING	TYPE
[AB]	ABANDON. IF APPLIED TO CONDUIT, REMOVE CONDUCTORS			15
[BC]	INSTALL PULL BOX IN EXISTING CONDUIT RUN			150
[BP]	PEDESTRIAN BARRICADE, TYPE AS INDICATED ON PLAN			
[CB]	INSTALL CONDUIT INTO EXISTING PULL BOX			15 STRUCTURE
[CC]	CONNECT NEW AND EXISTING CONDUIT. REMOVE EXISTING CONDUCTORS AND INSTALL CONDUCTORS AS INDICATED			150 STRUCTURE
[CF]	CONDUIT TO REMAIN FOR FUTURE USE. REMOVE CONDUCTORS. INSTALL PULL TAPE			21
[DH]	DETECTOR HANDHOLE			210
[FA]	FOUNDATION TO BE ABANDONED			21 STRUCTURE
[IS]	INSTALL SIGN ON SIGNAL MAST ARM			210 STRUCTURE
[NS]	NO SLIP BASE ON STANDARD			30
[PEC]	PHOTOELECTRIC CONTROL			31
[PEL]	PHOTOELECTRIC UNIT			32
[RC]	EQUIPMENT OR MATERIAL TO BE REMOVED AND BECOME THE PROPERTY OF THE CONTRACTOR			
[RL]	RELOCATE EQUIPMENT			
[RR]	REMOVE AND REUSE EQUIPMENT			
[RS]	REMOVE AND SALVAGE EQUIPMENT			
[SC]	SPLICE NEW TO EXISTING CONDUCTORS			
[SD]	SERVICE DISCONNECT			
[TSF]	TELEPHONE SERVICE POINT			

**ANNOTATION****SYMBOL DESCRIPTION**

- [AB] ABANDON. IF APPLIED TO CONDUIT, REMOVE CONDUCTORS
- [BC] INSTALL PULL BOX IN EXISTING CONDUIT RUN
- [BP] PEDESTRIAN BARRICADE, TYPE AS INDICATED ON PLAN
- [CB] INSTALL CONDUIT INTO EXISTING PULL BOX
- [CC] CONNECT NEW AND EXISTING CONDUIT. REMOVE EXISTING CONDUCTORS AND INSTALL CONDUCTORS AS INDICATED
- [CF] CONDUIT TO REMAIN FOR FUTURE USE. REMOVE CONDUCTORS. INSTALL PULL TAPE
- [DH] DETECTOR HANDHOLE
- [FA] FOUNDATION TO BE ABANDONED
- [IS] INSTALL SIGN ON SIGNAL MAST ARM
- [NS] NO SLIP BASE ON STANDARD
- [PEC] PHOTOELECTRIC CONTROL
- [PEL] PHOTOELECTRIC UNIT
- [RC] EQUIPMENT OR MATERIAL TO BE REMOVED AND BECOME THE PROPERTY OF THE CONTRACTOR
- [RL] RELOCATE EQUIPMENT
- [RR] REMOVE AND REUSE EQUIPMENT
- [RS] REMOVE AND SALVAGE EQUIPMENT
- [SC] SPLICE NEW TO EXISTING CONDUCTORS
- [SD] SERVICE DISCONNECT
- [TSF] TELEPHONE SERVICE POINT

**SOFFIT AND WALL-MOUNTED LUMINAIRES**

SYMBOL	DESCRIPTION
	PENDANT SOFFIT LUMINAIRE
	FLUSH-MOUNTED SOFFIT LUMINAIRE
	WALL-MOUNTED LUMINAIRE
	EXISTING SOFFIT OR WALL-MOUNTED LUMINAIRE TO REMAIN UNMODIFIED
	EXISTING SOFFIT OR WALL-MOUNTED LUMINAIRE TO BE MODIFIED AS SPECIFIED

**NOTE:**

Arrow indicates "street side" of luminaire.

**MISCELLANEOUS ELECTROLIER**

NEW	EXISTING	DESCRIPTION
		LUMINAIRE ON WOOD POLE
		NON-STANDARD ELECTROLIER (SEE PROJECT LEGEND)
		CITY ELECTROLIER
		ELECTROLIER FOUNDATION (FUTURE INSTALLATION)

**NOTE:**

- Luminaires shall be Roadway 2 when installed on Type 21, 21D, 30, 31 and 32 Standards, unless otherwise specified. Luminaires shall be Roadway 1 when installed on other type standards or poles, unless otherwise specified.

STATE OF CALIFORNIA  
DEPARTMENT OF TRANSPORTATION**ELECTRICAL SYSTEMS (LEGEND)**

NO SCALE

RSP ES-1A DATED OCTOBER 15, 2021. SUPERSEDES RSP ES-1A DATED OCTOBER 19, 2018. AND  
STANDARD PLAN ES-1 DATED MAY 31, 2018 - PAGE 475 OF THE STANDARD PLANS BOOK DATED 2018.**REVISED STANDARD PLAN RSP ES-1A**

DIST	COUNTY	ROUTE	POST MILES TOTAL PROJECT	SHEET TOTAL NO. SHEETS

REGISTERED ELECTRICAL ENGINEER APR 11, 17, 2020 THIS LICENSE IS VALID FOR THE STATE OF CALIFORNIA ONLY. IT IS NOT VALID FOR ANY OTHER STATE OR COUNTRY. THE ENGINEER SHALL NOT BE RESPONSIBLE FOR THE ACCURACY OF THE INFORMATION PROVIDED IN THIS PLAN SHEET.	

TO ACCOMPANY PLANS DATED \_\_\_\_\_

**SIGNAL EQUIPMENT**

NEW	EXISTING	DESCRIPTION	NEW	EXISTING	DESCRIPTION
---	---	LIGHTING CONDUIT, UNLESS OTHERWISE INDICATED OR NOTED			PEDESTRIAN SIGNAL HEAD
---	---	TRAFFIC SIGNAL CONDUIT			PUSH BUTTON ASSEMBLY POST
---	---	COMMUNICATION CONDUIT			PEDESTRIAN BARRICADE
---	---	TELEPHONE CONDUIT			VEHICLE SIGNAL HEAD CONSISTING OF RED, YELLOW, AND GREEN SECTIONS
---	---	FIRE ALARM CONDUIT			VEHICLE SIGNAL HEAD WITH ANGLE VISOR
---	---	FIBER OPTIC CONDUIT			MODIFICATIONS OF BASIC SYMBOL: "L" INDICATES ALL NON-ARROW SECTIONS LOUVERED "LG" INDICATES LOUVERED GREEN SECTION ONLY "LY" INDICATES LOUVERED YELLOW SECTION ONLY "LX" INDICATES ALL 8" SECTIONS LOUVERED (SPECIFIED) "PBBF" INDICATES TYPE WAS-3A FOR PEDESTRIAN HYBRID BEACON FACE
---	---	CONDUIT TERMINATION			VEHICLE SIGNAL HEAD CONSISTING OF RED, YELLOW, AND GREEN LEFT ARROW SECTIONS
---	---	CONDUIT RISER ATTACHED TO THE STRUCTURE OR SERVICE POLE			VEHICLE SIGNAL HEAD CONSISTING OF RED AND YELLOW SECTIONS WITH AN UP GREEN ARROW SECTION
---	---	OVERHEAD LINES			VEHICLE SIGNAL HEAD (5 SECTION) CONSISTING OF RED, YELLOW, AND GREEN SECTIONS WITH 'YELLOW AND GREEN' RIGHT ARROW SECTIONS
---	---	WOOD POLE, "U" INDICATES UTILITY OWNED			TYPE 15TS STANDARD WITH VEHICLE SIGNAL HEAD, PEDESTRIAN SIGNAL HEAD, AND LUMINAIRE
---	---	POLE GUY WITH ANCHOR			TYPE 24TS STANDARD WITH VEHICLE SIGNAL HEAD, PEDESTRIAN SIGNAL HEAD, AND LUMINAIRE
---	---	UTILITY TRANSFORMER - GROUND MOUNTED			STANDARD WITH LUMINAIRE AND SIGNAL MAST ARMS AND ATTACHED VEHICLE SIGNAL HEADS
---	---	SERVICE EQUIPMENT ENCLOSURE TYPE - DOOR INDICATES FRONT OF ENCLOSURE			TYPE 1 STANDARD WITH ATTACHED VEHICLE SIGNAL HEADS
---	---	TELEPHONE DEMARCATION CABINET			STANDARD WITH A SIGNAL MAST ARM, ATTACHED VEHICLE SIGNAL HEADS AND STREET NAME SIGN
---	---	POLE-MOUNTED SERVICE DESIGNATION			CONTROLLER ASSEMBLY, DOOR INDICATES FRONT OF CABINET
---	---	TYPE H SERVICE, 28'-10"			GUARD POST
---	---	FLASHING BEACON			OPTICAL DETECTOR FOR THE EMERGENCY VEHICLE DETECTION

**NOTES:**

- All signal sections shall be 12" unless shown otherwise.
- Signal heads shall be provided with backplates unless shown otherwise.

**OVERHEAD SIGN**

NEW	EXISTING	DESCRIPTION
		SINGLE POST, SINGLE SIGN, BALANCED BUTTERFLY
		SINGLE POST, DOUBLE SIGN, BALANCED BUTTERFLY
		SINGLE POST, SINGLE SIGN, FULL CANTILEVER
		DOUBLE POST, SINGLE SIGN
		SINGLE SIGN MOUNTED ON STRUCTURE
		SINGLE POST, SINGLE SIGN, FULL CANTILEVER WITH ELECTROLIER
		DOUBLE POST, SINGLE SIGN WITH ELECTROLIER

STATE OF CALIFORNIA  
DEPARTMENT OF TRANSPORTATION**ELECTRICAL SYSTEMS  
(LEGEND)**

NO SCALE

RSP ES-1B DATED APRIL 17, 2020 SUPERSEDES RSP ES-1B DATED OCTOBER 19, 2018 AND STANDARD PLAN ES-1B DATED MAY 31, 2018 - PAGE 476 OF THE STANDARD PLANS BOOK DATED 2018.

**REVISED STANDARD PLAN RSP ES-1B**

**EQUIPMENT DESIGNATION**

**SIGN:** \_\_\_\_\_ EQUIPMENT IDENTIFICATION CHARACTERS  
 SIGN NO. 12345  
 10 0SL SCI 1-0  
 \_\_\_\_\_ TRANSFORMER RATING (KVA)  
 \_\_\_\_\_ LIGHTING CONTROL TYPE  
 \_\_\_\_\_ NUMBER OF OVERHEAD SIGN LUMINAIRES

**LIGHTING STANDARD, SIGNAL AND LIGHTING STANDARD:**

2745 - 15'-0" \_\_\_\_\_ MAST ARM LENGTH  
 \_\_\_\_\_ EQUIPMENT IDENTIFICATION CHARACTERS

**SOFFIT:**

198765 \_\_\_\_\_ EQUIPMENT IDENTIFICATION CHARACTERS

**NOTE:**

EXISTING EQUIPMENT IDENTIFICATION CHARACTERS ARE SHOWN IN PARENTHESIS

**MISCELLANEOUS EQUIPMENT****NEW EXISTING DESCRIPTION**

\_\_\_\_\_ CHANGABLE MESSAGE SIGN  
 \_\_\_\_\_ CAMERA  
 \_\_\_\_\_ HIGHWAY ADVISORY RADIO POLE AND ANTENNA  
 \_\_\_\_\_ EXTINGUISHABLE MESSAGE SIGN  
 \_\_\_\_\_ DETECTION DEVICE  
 M = MICROWAVE SENSOR  
 V = VIDEO IMAGE SENSOR  
 \_\_\_\_\_ RADAR SPEED FEEDBACK SIGN

**CONDUIT AND CONDUCTORS**

CONDUIT RUN NUMBER  
 3/2" C, 2#10 (L+g), 15#14 (Sig), 2 DLC, 12P#18, 1-coaxial cable (camera), 3-3CSC, 2 SIC/  
 \_\_\_\_\_ NUMBER AND SIZE OF CONDUCTORS AND CABLES  
 \_\_\_\_\_ SIZE OF CONDUIT IN INCHES

**DETAILS**

\_\_\_\_\_ STANDARD PLAN SHEET NUMBER  
 \_\_\_\_\_ DETAIL, NUMBER, SECTION, TYPE, OR ELEVATION  
 \_\_\_\_\_ EQUIPMENT OR MATERIAL DESIGNATION

**PHASE**

PEDESTRIAN  
 \_\_\_\_\_ TRAFFIC PHASE IDENTIFICATION FOR SIGNALS, DETECTORS, AND PHASE DIAGRAMS  
 PHASE \_\_\_\_\_

**WIRING COMPONENTS**

**SYMBOL DESCRIPTION**  
 — EXTERNAL CONDUCTOR  
 — CONDUCTOR OR BUS  
 — TIE POINT  
 — CONTACTOR COIL  
 — CONTACTOR, NO CONTACT  
 — TERMINAL BLOCKS  
 — CONTACTOR, NC CONTACT  
 — ENCLOSURE BOND  
 — GROUNDING ELECTRODE  
 — CIRCUIT BREAKER  
 — RECEPTACLE

**HANDHOLES, PULL BOXES, AND VAULTS**

**NEW EXISTING DESCRIPTION**  
 \_\_\_\_\_ DETECTOR HANDHOLE  
 \_\_\_\_\_ PULL BOX, No. 5 UNLESS OTHERWISE INDICATED  
 \_\_\_\_\_ VAULT  
**DESIGNATIONS:**  
 3 No. 3 PULL BOX  
 5 No. 5 PULL BOX  
 6 No. 6 PULL BOX  
 7 No. 7 PULL BOX (CEILING)  
 8 No. 8 PULL BOX  
 9 No. 9 PULL BOX (STRUCTURE)  
 9A No. 9A PULL BOX (STRUCTURE)  
**TYPE:**  
 (E) EXTENDED PULL BOX  
 (T) TRAFFIC PULL BOX  
 (TR) TAMPER-RESISTANT PULL BOX

**VEHICLE DETECTOR DESIGNATION**

5 J 9 U  
 \_\_\_\_\_ INPUT FILE (U = UPPER)  
 \_\_\_\_\_ SLOT NUMBER IN INPUT FILE (1 TO 9)  
 \_\_\_\_\_ INPUT FILE (1 OR J)  
 \_\_\_\_\_ PHASE (1 TO 8)

**DETECTORS**

**NEW EXISTING DESCRIPTION**  
 \_\_\_\_\_ TYPE A LOOP DETECTOR.  
 \_\_\_\_\_ OUTLINE OF SAW CUT SHOWN  
 \_\_\_\_\_ TYPE B LOOP DETECTOR.  
 \_\_\_\_\_ OUTLINE OF SAW CUT SHOWN  
 \_\_\_\_\_ TYPE C LOOP DETECTOR.  
 \_\_\_\_\_ OUTLINE OF SAW CUT SHOWN  
 \_\_\_\_\_ TYPE D LOOP DETECTOR.  
 \_\_\_\_\_ OUTLINE OF SAW CUT SHOWN  
 \_\_\_\_\_ TYPE E LOOP DETECTOR.  
 \_\_\_\_\_ OUTLINE OF SAW CUT SHOWN  
 \_\_\_\_\_ TYPE F LOOP DETECTOR.  
 \_\_\_\_\_ OUTLINE OF SAW CUT SHOWN  
 \_\_\_\_\_ TYPE G LOOP DETECTOR.  
 \_\_\_\_\_ OUTLINE OF SAW CUT SHOWN  
 \_\_\_\_\_ MICROWAVE OR VIDEO DETECTION ZONE

STATE OF CALIFORNIA  
 DEPARTMENT OF TRANSPORTATION

**ELECTRICAL SYSTEMS  
(LEGEND)**

NO SCALE

RSP ES-1C DATED APRIL 17, 2020 SUPERSEDES RSP ES-1C DATED OCTOBER 18, 2019  
 DATED MAY 31, 2018 - PAGE 477 OF THE STANDARD PLANS BOOK DATED 2018.

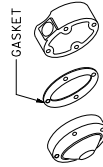
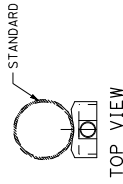
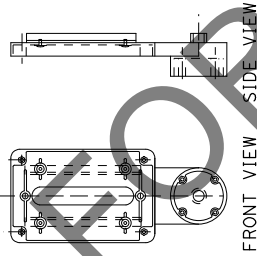
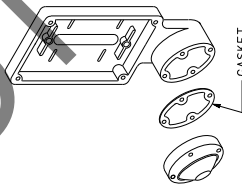
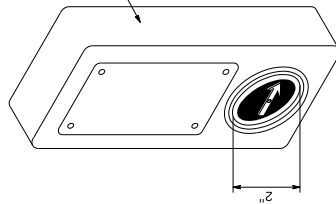
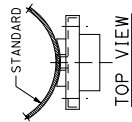
**REVISED STANDARD PLAN RSP ES-1C**

DIST	COUNTY	ROUTE	POST MILES TOTAL PROJECT	SHEET TOTAL NO. SHEETS

REGISTERED ELECTRICAL ENGINEER October 15, 2021 PLANS APPROVED FOR THE STATE OF CALIFORNIA OR ITS OFFICERS OR AGENTS SHALL NOT BE RESPONSIBLE FOR THE ACCURACY OF THE INFORMATION OR THE COMPLETENESS OF THE PLAN SHEET.	

TO ACCOMPANY PLANS DATED \_\_\_\_\_



ACCESSIBLE PEDESTRIAN SIGNAL  
DETAIL A

TYPE B PUSH BUTTON ASSEMBLY  
DETAIL B

TYPE C PUSH BUTTON ASSEMBLY  
DETAIL C

STATE OF CALIFORNIA  
DEPARTMENT OF TRANSPORTATION

**ELECTRICAL SYSTEMS  
(ACCESSIBLE PEDESTRIAN SIGNAL  
AND PUSH BUTTON ASSEMBLIES)**

NO SCALE

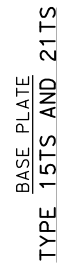
RSP ES-5C DATED OCTOBER 15, 2021 SUPERSEDES STANDARD PLAN ES-5C  
DATED MAY 31, 2018 - PAGE 506 OF THE STANDARD PLANS BOOK DATED 2018.

**REVISED STANDARD PLAN RSP ES-5C**

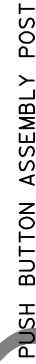
1. For additional notes, details and data for Type 15TS and Type 21TS Standards, see Standard Plan ES-6A.
2. Handhole shall be located on the downstream side of traffic.



ELEVATION A  
(See Note 1)



DETAIL A



DETAIL B

POLE TYPE	POLE DATA			BASE PLATE DATA				CIDH DEPTH
	A HEIGHT	BASE	Min OD TOP	WALL THICKNESS	C	BC = BOLT CIRCLE	THICKNESS	
15TS	30'-0"	8"	3 1/8"		1'-1 1/2"	1'-0"		7'-6"
21TS	35'-0"	9 3/8"	3 3/8"	0.1793"	1'-3"	1'-2"	2"	8'-6"

STATE OF CALIFORNIA  
DEPARTMENT OF TRANSPORTATION


**ELECTRICAL SYSTEMS  
(SIGNAL AND LIGHTING STANDARD, TYPE TS,  
AND PUSH BUTTON ASSEMBLY POST)**

NO SCALE

RSP ES-7A DATED OCTOBER 19, 2018 SUPERSEDES STANDARD PLAN ES-7A  
DATED MAY 31, 2018 - PAGE 515 OF THE STANDARD PLANS BOOK DATED 2018.

REVISED	STANDARD	PLAN	RSP	ES-7A
---------	----------	------	-----	-------

DIST#	COUNTY	ROUTE	TOTAL MILES POSTAL PROJECT	SHEET TOTAL NO. SHEETS



*Harvey A. Johnson*  
 REGISTERED CIVIL ENGINEER

October 19, 2018

PLANS APPROVAL DATE

THE STATE OF CALIFORNIA OR ITS OFFICERS  
 HEREBY CERTIFY THAT THE ACCURACY OR COMPLETENESS OF SCANNED  
 COPIES OF THIS PLAN SHEET.

TO ACCOMPANY PLANS DATED



TO ACCOMPANY PLANS DATED



RSP ES-8A DATED OCTOBER 18, 2019 SUPERSEDES STANDARD PLAN ES-8A  
DATED MAY 31, 2018 - PAGE 532 OF THE STANDARD PLANS BOOK DATED 2018.

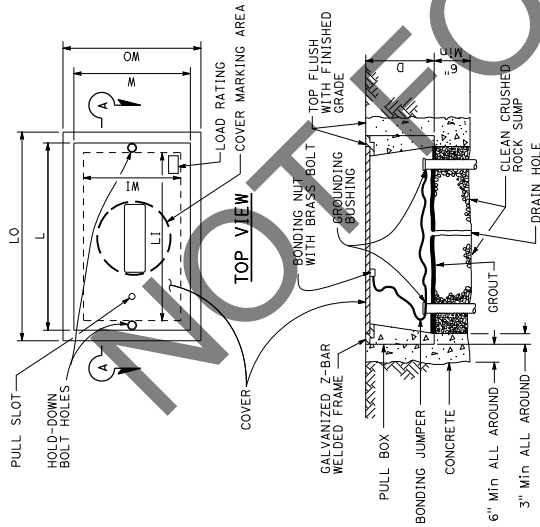
**REVISED STANDARD PLAN RSP ES-8A**

Dist	COUNTY	ROUTE	POST MILES TOTAL PROJECT	SHEET TOTAL NO. SHEETS

REGISTERED ELECTRICAL ENGINEER H. R. Zolifoghorl No. E15636 October 18, 2019 PLANS APPROVED DATE THE STATE OF CALIFORNIA OR ITS OFFICERS OR AGENTS SHALL NOT BE RESPONSIBLE FOR THE ACCURACY OR COMPLETENESS OF SCANNED COPIES OF THIS PLAN SHEET.		PROFESSIONAL ENGINEER H. R. Zolifoghorl No. E15636 October 18, 2019 PLANS APPROVED DATE THE STATE OF CALIFORNIA OR ITS OFFICERS OR AGENTS SHALL NOT BE RESPONSIBLE FOR THE ACCURACY OR COMPLETENESS OF SCANNED COPIES OF THIS PLAN SHEET.
--	--	---

TO ACCOMPANY PLANS DATED \_\_\_\_\_



SECTION A-A

No. 3 1/2(T), No. 5(T), AND No. 6(T)

TRAFFIC PULL BOX

NOMINAL DIMENSIONS TABLE

PULL BOX TYPE	MINIMUM DEPTH D	PULL BOX					COVER		
		LO	LI	WO	WI	L	L	W	W
No. 3 1/2(T)	1'-0"	1'-10" - 1'-11"	1'-5" - 1'-6 1/2"	1'-3" - 1'-4"	10" - 1'-0"	1'-8" - 1'-8 1/2"	1'-8" - 1'-8 1/2"	1'-1" - 1'-2"	1'-2"
No. 5(T)	1'-0"	2'-5" - 2'-6"	2'-0" - 2'-1"	1'-6" - 1'-7"	1'-1" - 1'-2"	2'-3" - 2'-3 1/2"	2'-3" - 2'-3 1/2"	1'-4" - 1'-4 1/2"	1'-4 1/2"
No. 6(T)	1'-0"	2'-11" - 3'-1"	2'-6" - 2'-7"	1'-10" - 2'-0"	1'-5" - 1'-6"	2'-9" - 2'-9 1/2"	2'-9" - 2'-9 1/2"	1'-8" - 1'-8 1/2"	1'-8 1/2"

STATE OF CALIFORNIA  
DEPARTMENT OF TRANSPORTATION  
**ELECTRICAL SYSTEMS  
(TRAFFIC PULL BOX)**

NO SCALE

RSP ES-8B DATED OCTOBER 18, 2019 SUPERSEDES STANDARD PLAN ES-8B  
DATED MAY 31, 2018 - PAGE 533 OF THE STANDARD PLANS BOOK DATED 2018.

**REVISED STANDARD PLAN RSP ES-8B**

DIST	COUNTY	ROUTE	POST MILES TOTAL PROJECT	SHEET TOTAL NO. SHEETS

REGISTERED CIVIL ENGINEER <i>Alta Ferrouz</i> No. CB0402 Exp. 3-31-19 STATE OF CALIFORNIA PROFESSIONAL ENGINEER	
DATE OF TOTAL DATE MAY 31, 2018 THIS ENGINEER'S SEAL AND SIGNATURE ARE REQUIRED FOR ALL CHANGES TO THIS PLAN SHEET. THE ENGINEER SHALL NOT BE RESPONSIBLE FOR THE ACCURACY OF THE DATA OR THE CORRECTNESS OF THE SCANNED COPIES OF THIS PLAN SHEET.	CIVIL STATE OF CALIFORNIA

TABLE 1

TAPER LENGTH CRITERIA AND CHANNELIZING DEVICE SPACING									
SPEED (S)	MINIMUM TAPER LENGTH * FOR WIDTH OF OFFSET 12 FEET (W)					MAXIMUM CHANNELIZING DEVICE SPACING			
	TANGENT 2L	MERGING L	SHIFTING		SHOULDER L/3	TAPER	TANGENT	CONFLICT	
			L/2	L/3					
mph	ft	ft	ft	ft	ft	ft	ft	ft	
20	160	80	40	27	20	40	10	10	
25	250	125	63	42	25	50	12	12	
30	360	180	90	60	30	60	15	15	
35	490	245	123	82	35	70	17	17	
40	640	320	160	107	40	80	20	20	
45	1080	540	270	180	45	90	22	22	
50	1200	600	300	200	50	100	25	25	
55	1320	660	330	220	50	100	25	25	
60	1440	720	360	240	50	100	25	25	
65	1560	780	390	260	50	100	25	25	
70	1680	840	420	280	50	100	25	25	
75	1800	900	450	300	50	100	25	25	

\* - For other offsets, use the following merging taper length formula for L:  
 For speed of 40 mph or less,  $L = WS^2/60$   
 For speed of 45 mph or more,  $L = WS$

Where: L = Taper length in feet  
 W = Width of offset in feet  
 S = Posted speed limit, off-peak 85th-percentile speed prior to work starting, or the anticipated operating speed in mph

\*\* - Use for taper and tangent sections where there are no pavement markings or where there is a conflict between existing pavement markings and channelizers (CA).

TABLE 2

LONGITUDINAL BUFFER SPACE AND FLAGGER STATION SPACING				
SPEED *	Min D **	DOWNGRADE Min D ***		
		-3%	-6%	-9%
20	115	116	120	126
25	155	158	165	173
30	200	205	215	227
35	260	257	271	287
40	305	315	333	354
45	360	378	400	427
50	425	446	474	507
55	495	520	553	593
60	570	598	638	686
65	645	682	728	785
70	730	777	825	891
75	820	866	927	1003

\* - Speed is posted speed limit, off-peak 85th-percentile speed prior to work starting, or the anticipated operating speed in mph  
 \*\* - Longitudinal buffer space or flagger station spacing  
 \*\*\* - Use on sustained downgrade steeper than 3 percent and longer than 1 mile.

TABLE 3

ADVANCE WARNING SIGN SPACING				
ROAD TYPE	DISTANCE BETWEEN SIGNS *			
	A	B	C	
URBAN - 25 mph OR LESS	ft	ft	ft	ft
	100	100	100	100
	250	250	250	250
URBAN - MORE THAN 25 mph TO 40 mph	ft	ft	ft	ft
	250	250	250	250
	350	350	350	350
URBAN - MORE THAN 40 mph	ft	ft	ft	ft
	500	500	500	500
	1000	1500	1500	2640
RURAL	ft	ft	ft	ft
	500	500	500	500
	1000	1500	1500	2640
EXPRESSWAY / FREEWAY	ft	ft	ft	ft
	500	500	500	500
	1000	1500	1500	2640


\* - The distances are approximate, are intended for guidance purposes only, and should be applied with engineering judgment. These distances should be adjusted by the Engineer for field conditions, if necessary, by increasing or decreasing the recommended distances.

STATE OF CALIFORNIA  
 DEPARTMENT OF TRANSPORTATION

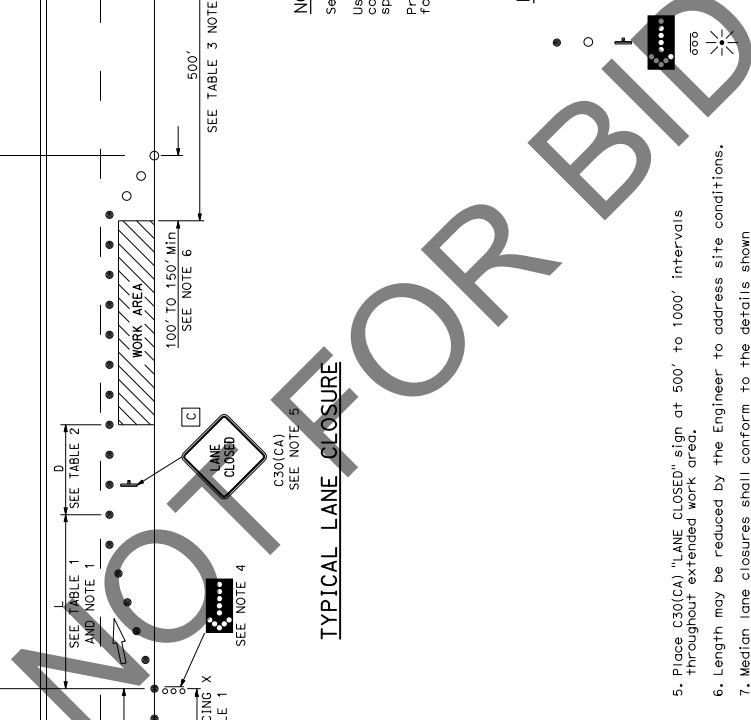
# TRAFFIC CONTROL SYSTEM TABLES FOR LANE AND RAMP CLOSURES

NO SCALE

T9



CONE SPACING SEE TABLE 1 AND NOTE 1



## NOTES:

Use cone spacing X for taper segment, Y for tangent segment or Z for conflict situations, as appropriate, per Table 1, unless X, Y, or Z cone spacing is shown on this sheet.

Provide at least one person to continuously maintain traffic control devices for lane closures.

5. Place C30(CA) "LANE CLOSED" sign at 500' to 1000' intervals throughout extended work area.
6. Length may be reduced by the Engineer to address site conditions.
7. Median lane closures shall conform to the details shown except that C20(CA) and W4-2L signs shall be used.
8. For approach speeds over 50 MPH, use the "Traffic Control System for Lane Closure on Freeways and Expressways" plan for lane closure details and requirements.

NO SCALE

4. A minimum 150' of sight distance shall be provided where possible for vehicles approaching the first flashing arrow lane closures shall not begin at the top of crest vertical or on a horizontal curve.

☐ A  $48'' \times 48''$

☐ B  $36'' \times 18''$

☐ C  $30'' \times 30''$

TRAFFIC CONE

TRAFFIC CONE (OPTIONAL TAPER)

TEMPORARY TRAFFIC CONTROL SIGN

FLASHING ARROW SIGN (FAS)

FAS SUPPORT OR TRAILER

PORTABLE FLASHING BEACON

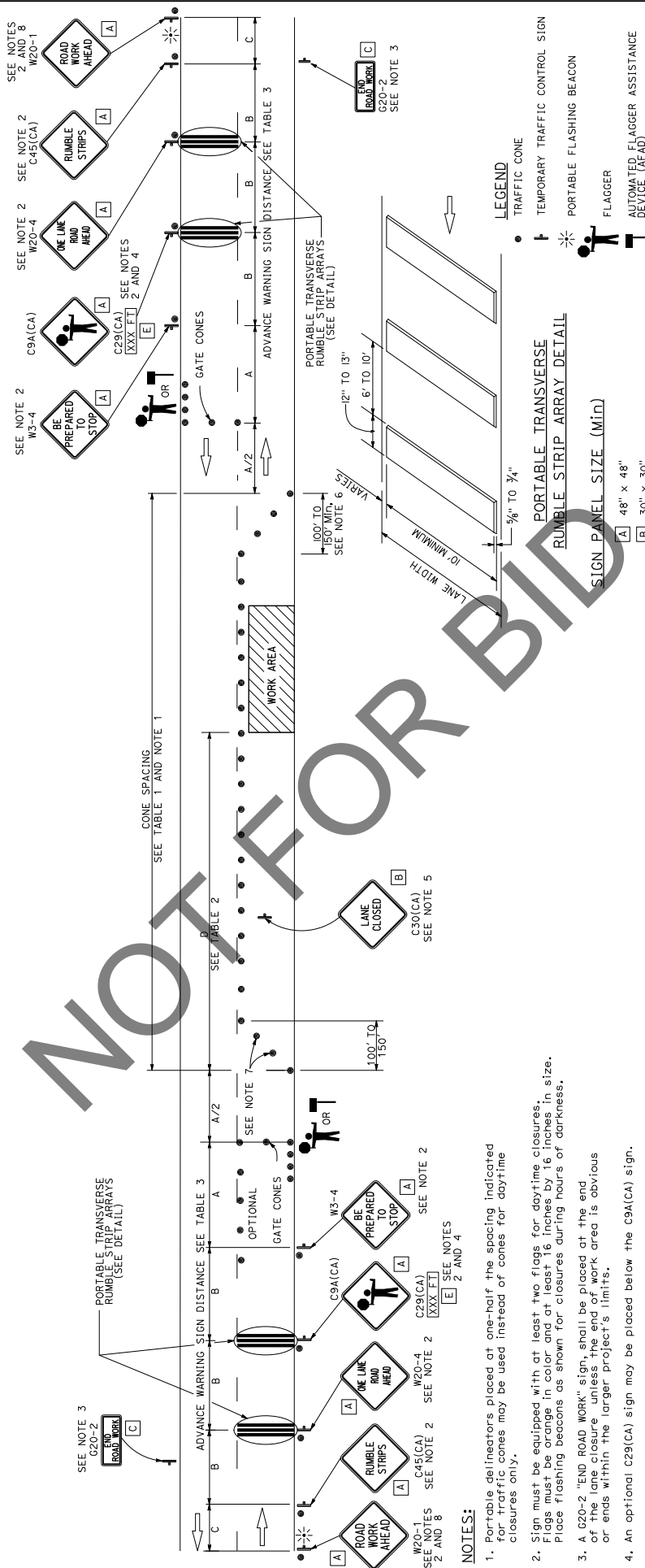
# NOTES:

See Standard Plan T9 for tables.  
Use cone spacing X for taper segment, Y for tangent segment or Z for conflict situations, as appropriate, per Table 1, unless X, Y, or Z cone spacing is shown on this sheet.  
Provide at least one person to continuously maintain traffic control devices for lane closures.

DIST	COUNTY	ROUTE	POST MILES TOTAL PROJECT	SHEET TOTALS
				NO. SHEETS

REGISTERED CIVIL ENGINEER  
*Alta Ferrouz*  
April 16, 2021  
No. CB0402  
DATE OF EXPIRATION 3-31-23  
THE ENGINEER OR DESIGNER IS NOT RESPONSIBLE FOR THE ACCURACY OR COMPLETENESS OF SCANNED COPIES OF THIS PLAN SHEET.

TO ACCOMPANY PLANS DATED



## NOTES:

- Portable delineators placed at one-half the spacing indicated for traffic cones may be used instead of cones for daytime closures only.
- Sign must be equipped with at least two flags for daytime closures. Flags must be orange in color and at least 16 inches in size. Place flashing beacons as shown for closures during hours of darkness.
- A G20-2 "END ROAD WORK" sign, shall be placed at the end of the lane closure unless the end of work area is obvious or ends within the larger project's limits.
- An optional C29(CA) sign may be placed below the C94(CA) sign.
- Place C30(CA) "LANE CLOSED" sign at 500' to 1000' intervals throughout extended work area. They are optional if the work area is visible from the flagger station.
- Length may be reduced by the Engineer to address site conditions.
- Either traffic cones or barricades shall be placed on the taper. Barricades shall be Type I, II, or III.
- If C45(CA) is not used, measure distance C from W20-4.

**REVISED STANDARD PLAN RSP T13**

**Figure 2A-2 (CA). Examples of Heights and Lateral Locations of Sign Installations**

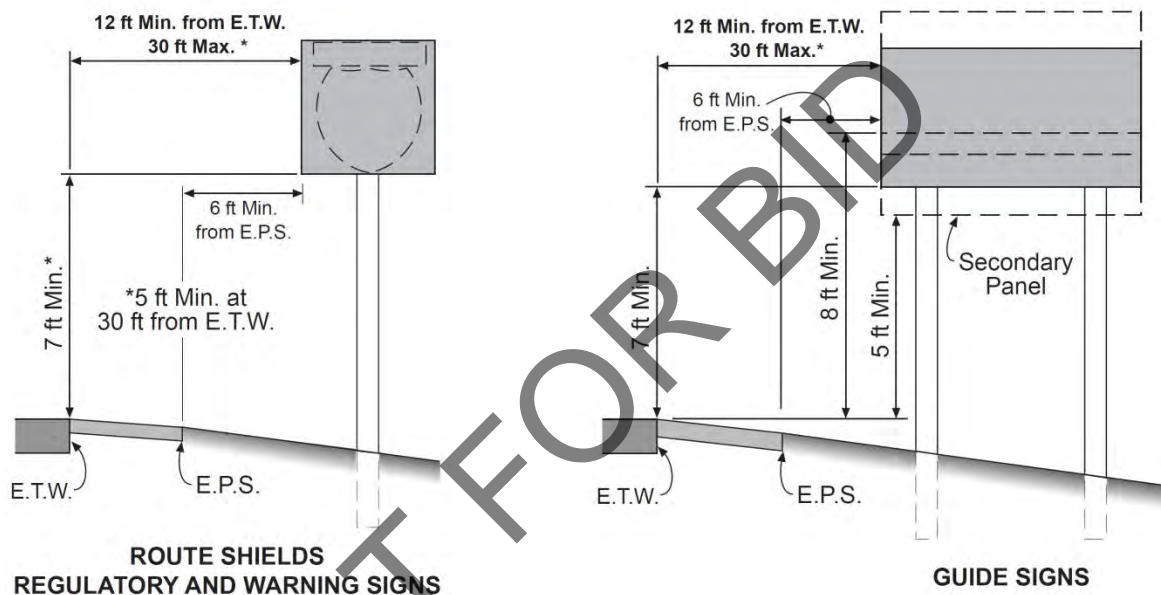
**NOTES:**

These sign positions are typical and should be considered a standard. When physical conditions require deviation from these typicals, they should be documented. When clear roadside recovery areas are provided, signs shall be placed as far from the traveled way as possible, up to 30 ft. When possible, they should be placed in protected locations.

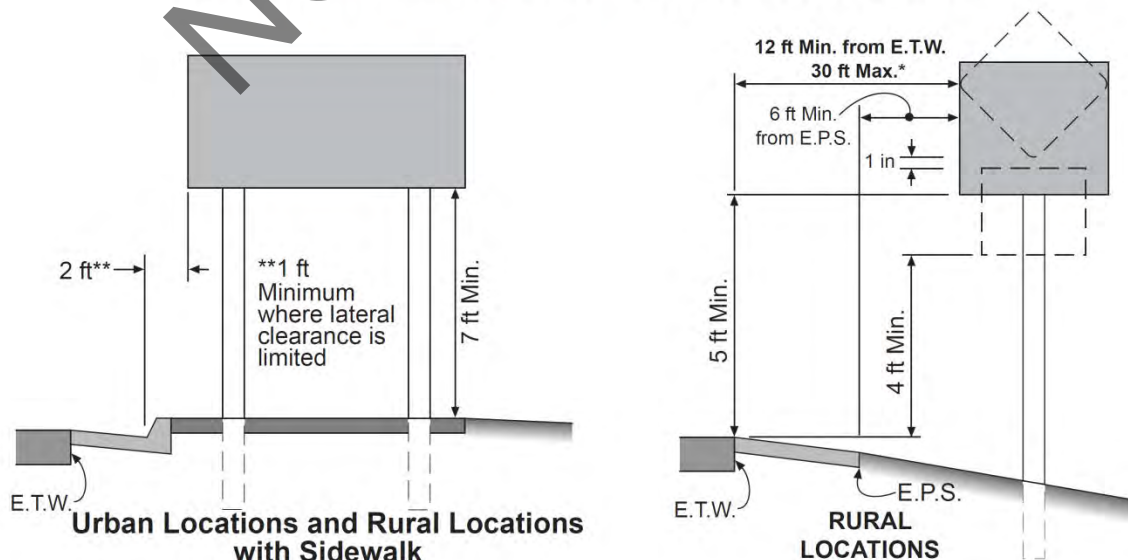
Signs in medians shall be placed at midpoint of median, and should not be closer than 6 ft from the edge of a paved shoulder, or if none, 12 ft from the edge of the traveled way. When appropriate, signs for opposing directions shall be placed back to back.

E.T.W. = Edge of Traveled Way  
E.P.S. = Edge of Paved Shoulder

**FREEWAY AND EXPRESSWAY LOCATIONS**

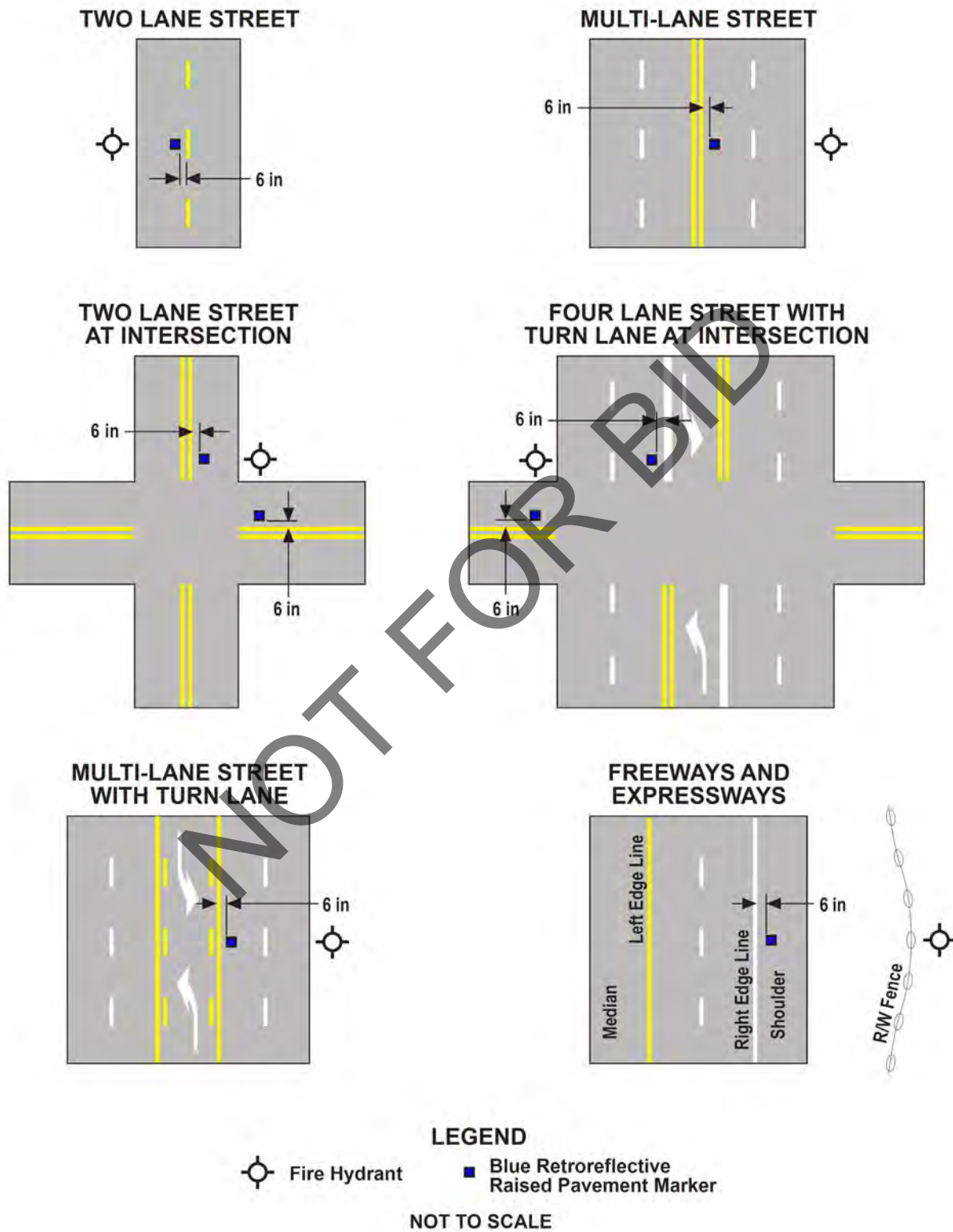


**CONVENTIONAL HIGHWAYS AND INTERCHANGE AREAS**





**Figure 3B-102 (CA). Examples of Fire Hydrant Location Pavement Markers**





## CHAPTER 6D. PEDESTRIAN AND WORKER SAFETY

### Section 6D.01 Pedestrian Considerations

#### Support:

<sup>01</sup> A wide range of pedestrians might be affected by TTC zones, including the young, elderly, and people with disabilities such as hearing, visual, or mobility. These pedestrians need a clearly delineated and usable travel path. Considerations for pedestrians with disabilities are addressed in Section 6D.02.

#### Standard:

<sup>02</sup> **The various TTC provisions for pedestrian and worker safety set forth in Part 6 shall be applied by knowledgeable (for example, trained and/or certified) persons after appropriate evaluation and engineering judgment.**

<sup>03</sup> **Advance notification of sidewalk closures shall be provided by the maintaining agency.**

<sup>04</sup> **If the TTC zone affects the movement of pedestrians, adequate pedestrian access and walkways shall be provided. If the TTC zone affects an accessible and detectable pedestrian facility, the accessibility and detectability shall be maintained along the alternate pedestrian route.**

#### Option:

<sup>05</sup> If establishing or maintaining an alternate pedestrian route is not feasible during the project, an alternate means of providing for pedestrians may be used, such as adding free bus service around the project or assigning someone the responsibility to assist pedestrians with disabilities through the project limits.

#### Support:

<sup>06</sup> It must be recognized that pedestrians are reluctant to retrace their steps to a prior intersection for a crossing or to add distance or out-of-the-way travel to a destination.

#### Guidance:

<sup>07</sup> *The following three items should be considered when planning for pedestrians in TTC zones:*

*A. Pedestrians should not be led into conflicts with vehicles, equipment, and operations.*

*B. Pedestrians should not be led into conflicts with vehicles moving through or around the worksite.*

*C. Pedestrians should be provided with a convenient and accessible path that replicates as nearly as practical the most desirable characteristics of the existing sidewalk(s) or footpath(s).*

<sup>08</sup> *A pedestrian route should not be severed and/or moved for non-construction activities such as parking for vehicles and equipment.*

<sup>09</sup> *Consideration should be made to separate pedestrian movements from both worksite activity and vehicular traffic. Unless an acceptable route that does not involve crossing the roadway can be provided, pedestrians should be appropriately directed with advance signing that encourages them to cross to the opposite side of the roadway. In urban and suburban areas with high vehicular traffic volumes, these signs should be placed at intersections (rather than midblock locations) so that pedestrians are not confronted with midblock worksites that will induce them to attempt skirting the worksite or making a midblock crossing.*

#### Support:

<sup>10</sup> Figures 6H-28 and 6H-29 show typical TTC device usage and techniques for pedestrian movement through work zones.

#### Guidance:

<sup>11</sup> *To accommodate the needs of pedestrians, including those with disabilities, the following considerations should be addressed when temporary pedestrian pathways in TTC zones are designed or modified:*

*A. Provisions for continuity of accessible paths for pedestrians should be incorporated into the TTC plan.*

*B. Access to transit stops should be maintained.*

*C. A smooth, continuous hard surface should be provided throughout the entire length of the temporary pedestrian facility. There should be no curbs or abrupt changes in grade or terrain that could cause tripping or be a barrier to wheelchair use. The geometry and alignment of the facility should meet the applicable requirements of the "Americans with Disabilities Act Accessibility Guidelines for Buildings and Facilities (ADAAG)" (see Section 1A.11).*

*D. The width of the existing pedestrian facility should be provided for the temporary facility if practical. Traffic control devices and other construction materials and features should not intrude into the usable width of the*

*sidewalk, temporary pathway, or other pedestrian facility. When it is not possible to maintain a minimum width of 60 inches throughout the entire length of the pedestrian pathway, a 60 x 60-inch passing space should be provided at least every 200 feet to allow individuals in wheelchairs to pass.*

*E. Blocked routes, alternate crossings, and sign and signal information should be communicated to pedestrians with visual disabilities by providing devices such as audible information devices, accessible pedestrian signals, or barriers and channelizing devices that are detectable to the pedestrians traveling with the aid of a long cane or who have low vision. Where pedestrian traffic is detoured to a TTC signal, engineering judgment should be used to determine if pedestrian signals or accessible pedestrian signals should be considered for crossings along an alternate route.*

*F. When channelization is used to delineate a pedestrian pathway, a continuous detectable edging should be provided throughout the length of the facility such that pedestrians using a long cane can follow it. These detectable edgings should comply with the provisions of Section 6F.74.*

*G. Signs and other devices mounted lower than 7 feet above the temporary pedestrian pathway should not project more than 4 inches into accessible pedestrian facilities.*

**Option:**

*12 Whenever it is feasible, closing off the worksite from pedestrian intrusion may be preferable to channelizing pedestrian traffic along the site with TTC devices.*

**Guidance:**

*13 Fencing should not create sight distance restrictions for road users. Fences should not be constructed of materials that would be hazardous if impacted by vehicles. Wooden railing, fencing, and similar systems placed immediately adjacent to motor vehicle traffic should not be used as substitutes for crashworthy temporary traffic barriers.*

*14 Ballast for TTC devices should be kept to the minimum amount needed and should be mounted low to prevent penetration of the vehicle windshield.*

*15 Movement by work vehicles and equipment across designated pedestrian paths should be minimized and, when necessary, should be controlled by flaggers or TTC. Staging or stopping of work vehicles or equipment along the side of pedestrian paths should be avoided, since it encourages movement of workers, equipment, and materials across the pedestrian path.*

*16 Access to the work space by workers and equipment across pedestrian walkways should be minimized because the access often creates unacceptable changes in grade, and rough or muddy terrain, and pedestrians will tend to avoid these areas by attempting non-intersection crossings where no curb ramps are available.*

**Option:**

*17 A canopied walkway may be used to protect pedestrians from falling debris, and to provide a covered passage for pedestrians.*

**Guidance:**

*18 Covered walkways should be sturdily constructed and adequately lighted for nighttime use.*

*19 When pedestrian and vehicle paths are rerouted to a closer proximity to each other, consideration should be given to separating them by a temporary traffic barrier.*

*20 If a temporary traffic barrier is used to shield pedestrians, it should be designed to accommodate site conditions.*

**Support:**

*21 Depending on the possible vehicular speed and angle of impact, temporary traffic barriers might deflect upon impact by an errant vehicle. Guidance for locating and designing temporary traffic barriers can be found in Chapter 9 of AASHTO's "Roadside Design Guide" (see Section 1A.11).*

**Standard:**

**22 Short intermittent segments of temporary traffic barrier shall not be used because they nullify the containment and redirective capabilities of the temporary traffic barrier, increase the potential for serious injury both to vehicle occupants and pedestrians, and encourage the presence of blunt, leading ends. All upstream leading ends that are present shall be appropriately flared or protected with properly installed and maintained crashworthy cushions. Adjacent temporary traffic barrier segments shall be properly connected in order to provide the overall strength required for the temporary traffic barrier to perform properly.**

**23 Normal vertical curbing shall not be used as a substitute for temporary traffic barriers when temporary traffic barriers are needed.**

**Option:**

24 Temporary traffic barriers or longitudinal channelizing devices may be used to discourage pedestrians from unauthorized movements into the work space. They may also be used to inhibit conflicts with vehicular traffic by minimizing the possibility of midblock crossings.

**Support:**

25 A major concern for pedestrians is urban and suburban building construction encroaching onto the contiguous sidewalks, which forces pedestrians off the curb into direct conflict with moving vehicles.

**Guidance:**

26 *If a significant potential exists for vehicle incursions into the pedestrian path, pedestrians should be rerouted or temporary traffic barriers should be installed.*

**Support:**

27 TTC devices, jersey barriers, and wood or chain link fencing with a continuous detectable edging can satisfactorily delineate a pedestrian path.

**Guidance:**

28 *Tape, rope, or plastic chain strung between devices are not detectable, do not comply with the design standards in the "Americans with Disabilities Act Accessibility Guidelines for Buildings and Facilities (ADAAG)" (see Section 1A.11), and should not be used as a control for pedestrian movements.*

29 *In general, pedestrian routes should be preserved in urban and commercial suburban areas. Alternative routing should be discouraged.*

30 *The highway agency in charge of the TTC zone should regularly inspect the activity area so that effective pedestrian TTC is maintained.*

**Support:**

31 Other laws and requirements are unique to California and need to be followed when providing pedestrian access through or around TTC zones.

32 Additional information on this topic can be found in publication titled "Pedestrian Considerations for California Temporary Traffic Control Zones on Caltrans' following web link:

<http://dot.ca.gov/hq/traffops/engineering/control-devices/pdf/PedBrochure.pdf>

## **Section 6D.02 Accessibility Considerations**

**Support:**

01 Additional information on the design and construction of accessible temporary facilities is found in publications listed in Section 1A.11 (see Publications 12, 38, 39, and 42).

**Guidance:**

02 *The extent of pedestrian needs should be determined through engineering judgment or by the individual responsible for each TTC zone situation. Adequate provisions should be made for pedestrians with disabilities.*

**Standard:**

03 **When existing pedestrian facilities are disrupted, closed, or relocated in a TTC zone, the temporary facilities shall be detectable and include accessibility features consistent with the features present in the existing pedestrian facility. Where pedestrians with visual disabilities normally use the closed sidewalk, a barrier that is detectable by a person with a visual disability traveling with the aid of a long cane shall be placed across the full width of the closed sidewalk.**

**Support:**

04 Maintaining a detectable, channelized pedestrian route is much more useful to pedestrians who have visual disabilities than closing a walkway and providing audible directions to an alternate route involving additional crossings and a return to the original route. Braille is not useful in conveying such information because it is difficult to find. Audible instructions might be provided, but the extra distance and additional street crossings might add complexity to a trip.

**Guidance:**

05 *Because printed signs and surface delineation are not usable by pedestrians with visual disabilities, blocked routes, alternate crossings, and sign and signal information should be communicated to pedestrians with visual*

*disabilities by providing audible information devices, accessible pedestrian signals, and barriers and channelizing devices that are detectable to pedestrians traveling with the aid of a long cane or who have low vision.*

**Support:**

<sup>06</sup> The most desirable way to provide information to pedestrians with visual disabilities that is equivalent to visual signing for notification of sidewalk closures is a speech message provided by an audible information device. Devices that provide speech messages in response to passive pedestrian actuation are the most desirable. Other devices that continuously emit a message, or that emit a message in response to use of a pushbutton, are also acceptable. Signing information can also be transmitted to personal receivers, but currently such receivers are not likely to be carried or used by pedestrians with visual disabilities in TTC zones. Audible information devices might not be needed if detectable channelizing devices make an alternate route of travel evident to pedestrians with visual disabilities.

**Guidance:**

<sup>07</sup> *If a pushbutton is used to provide equivalent TTC information to pedestrians with visual disabilities, the pushbutton should be equipped with a locator tone to notify pedestrians with visual disabilities that a special accommodation is available, and to help them locate the pushbutton.*

### **Section 6D.03 Worker Safety Considerations**

**Support:**

<sup>01</sup> Equally as important as the safety of road users traveling through the TTC zone is the safety of workers. TTC zones present temporary and constantly changing conditions that are unexpected by the road user. This creates an even higher degree of vulnerability for workers on or near the roadway.

<sup>02</sup> Maintaining TTC zones with road user flow inhibited as little as possible, and using TTC devices that get the road user's attention and provide positive direction are of particular importance. Likewise, equipment and vehicles moving within the activity area create a risk to workers on foot. When possible, the separation of moving equipment and construction vehicles from workers on foot provides the operator of these vehicles with a greater separation clearance and improved sight lines to minimize exposure to the hazards of moving vehicles and equipment.

**Guidance:**

<sup>03</sup> *The following are the key elements of worker safety and TTC management that should be considered to improve worker safety:*

- A. Training—all workers should be trained on how to work next to motor vehicle traffic in a way that minimizes their vulnerability. Workers having specific TTC responsibilities should be trained in TTC techniques, device usage, and placement.*
- B. Temporary Traffic Barriers—temporary traffic barriers should be placed along the work space depending on factors such as lateral clearance of workers from adjacent traffic, speed of traffic, duration and type of operations, time of day, and volume of traffic.*
- C. Speed Reduction—reducing the speed of vehicular traffic, mainly through regulatory speed zoning, funneling, lane reduction, or the use of uniformed law enforcement officers or flaggers, should be considered. The use of regulatory speed zone signing tends to be more effective when law enforcement is present. Refer to Section 6C.01.*
- D. Activity Area—planning the internal work activity area to minimize backing-up maneuvers of construction vehicles should be considered to minimize the exposure to risk.*
- E. Worker Safety Planning—a trained person designated by the employer should conduct a basic hazard assessment for the worksite and job classifications required in the activity area. This safety professional should determine whether engineering, administrative, or personal protection measures should be implemented. This plan should be in accordance with the Occupational Safety and Health Act of 1970, as amended, "General Duty Clause" Section 5(a)(1) - Public Law 91-596, 84 Stat. 1590, December 29, 1970, as amended, and with the requirement to assess worker risk exposures for each job site and job classification, as per 29 CFR 1926.20 (b)(2) of "Occupational Safety and Health Administration Regulations, General Safety and Health Provisions" (see Section 1A.11).*

### **Notes for Figure 6H-28—Typical Application 28 Sidewalk Detour or Diversion**

**Standard:**

- 1. When crosswalks or other pedestrian facilities are closed or relocated, temporary facilities shall be detectable and shall include accessibility features consistent with the features present in the existing pedestrian facility.**

**Guidance:**

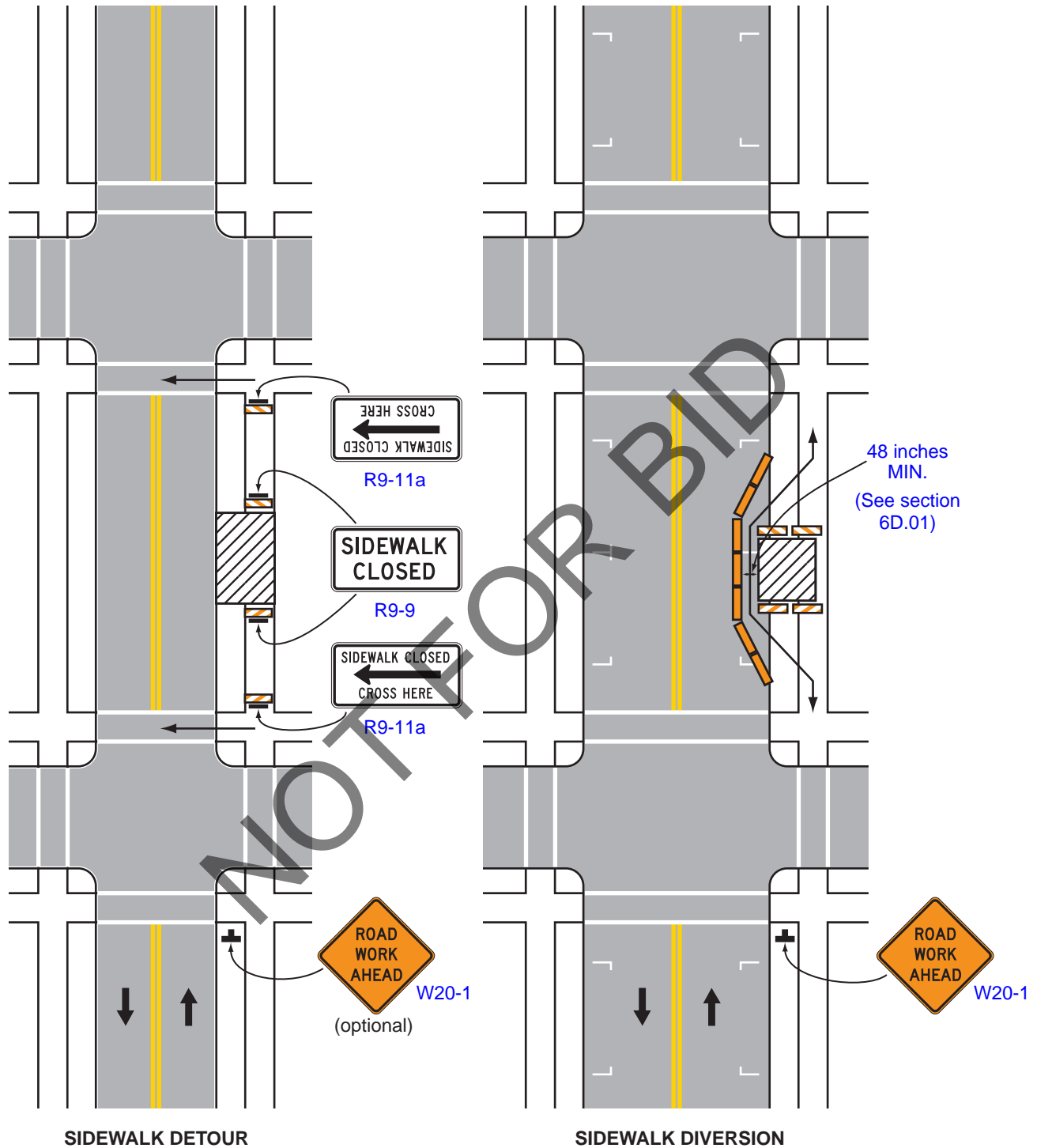
- 2. Where high speeds are anticipated, a temporary traffic barrier and, if necessary, a crash cushion should be used to separate the temporary sidewalks from vehicular traffic.*
- 3. Audible information devices should be considered where midblock closings and changed crosswalk areas cause inadequate communication to be provided to pedestrians who have visual disabilities.*

**Option:**

4. Street lighting may be considered.
5. Only the TTC devices related to pedestrians are shown. Other devices, such as lane closure signing or ROAD NARROWS signs, may be used to control vehicular traffic.
6. For nighttime closures, Type A Flashing warning lights may be used on barricades that support signs and close sidewalks.
7. Type C Steady-Burn or Type D 360-degree Steady-Burn warning lights may be used on channelizing devices separating the temporary sidewalks from vehicular traffic flow.
8. Signs, such as KEEP RIGHT (LEFT), may be placed along a temporary sidewalk to guide or direct pedestrians.

NOT FOR BID

**Figure 6H-28. Sidewalk Detour or Diversion (TA-28)**



Note: See Tables 6H-2 and 6H-3 for the meaning of the symbols and/or letter codes used in this figure.

## Notes for Figure 6H-29—Typical Application 29 Crosswalk Closures and Pedestrian Detours

### Standard:

1. When crosswalks or other pedestrian facilities are closed or relocated, temporary facilities shall be detectable and shall include accessibility features consistent with the features present in the existing pedestrian facility.
2. ~~Curb parking shall be prohibited for at least 50 feet in advance of the midblock crosswalk.~~

### Guidance:

2. *Parking should be prohibited in advance of mid-block crosswalks. Mid-block crosswalks should be avoided, when possible. See Section 3B.18.*
3. *Audible information devices should be considered where midblock closings and changed crosswalk areas cause inadequate communication to be provided to pedestrians who have visual disabilities.*
4. *Pedestrian traffic signal displays controlling closed crosswalks should be covered or deactivated.*

### Option:

5. Street lighting may be considered.
6. Only the TTC devices related to pedestrians are shown. Other devices, such as lane closure signing or ROAD NARROWS signs, may be used to control vehicular traffic.
7. For nighttime closures, Type A Flashing warning lights may be used on barricades supporting signs and closing sidewalks.
8. Type C Steady-Burn or Type D 360-degree Steady-Burn warning lights may be used on channelizing devices separating the work space from vehicular traffic.
9. In order to maintain the systematic use of the fluorescent yellow-green background for pedestrian, bicycle, and school warning signs in a jurisdiction, the fluorescent yellow-green background for pedestrian, bicycle, and school warning signs may be used in TTC zones.

NOT FOR BIDDING



Diagram illustrating the placement of traffic signs and markings for a closed sidewalk at a four-way intersection. The diagram shows the intersection layout, including the closed sidewalk area (shaded gray) and the crosswalk lines. The signs and markings are labeled with their respective codes:

- R9-10:** SIDEWALK CLOSED USE OTHER SIDE
- R9-8:** PEDESTRIAN CROSSWALK (optional)
- R9-8:** PEDESTRIAN CROSSWALK
- W16-7P:** ROAD WORK AHEAD
- W16-9P:** ROAD WORK AHEAD
- W11-2:** ROAD WORK AHEAD
- R9-9:** SIDEWALK CLOSED
- R9-11:** SIDEWALK CLOSED AHEAD CROSS HERE
- R9-11a:** SIDEWALK CLOSED CROSS HERE
- Temporary marking for crosswalk lines (cross-hatching optional)**

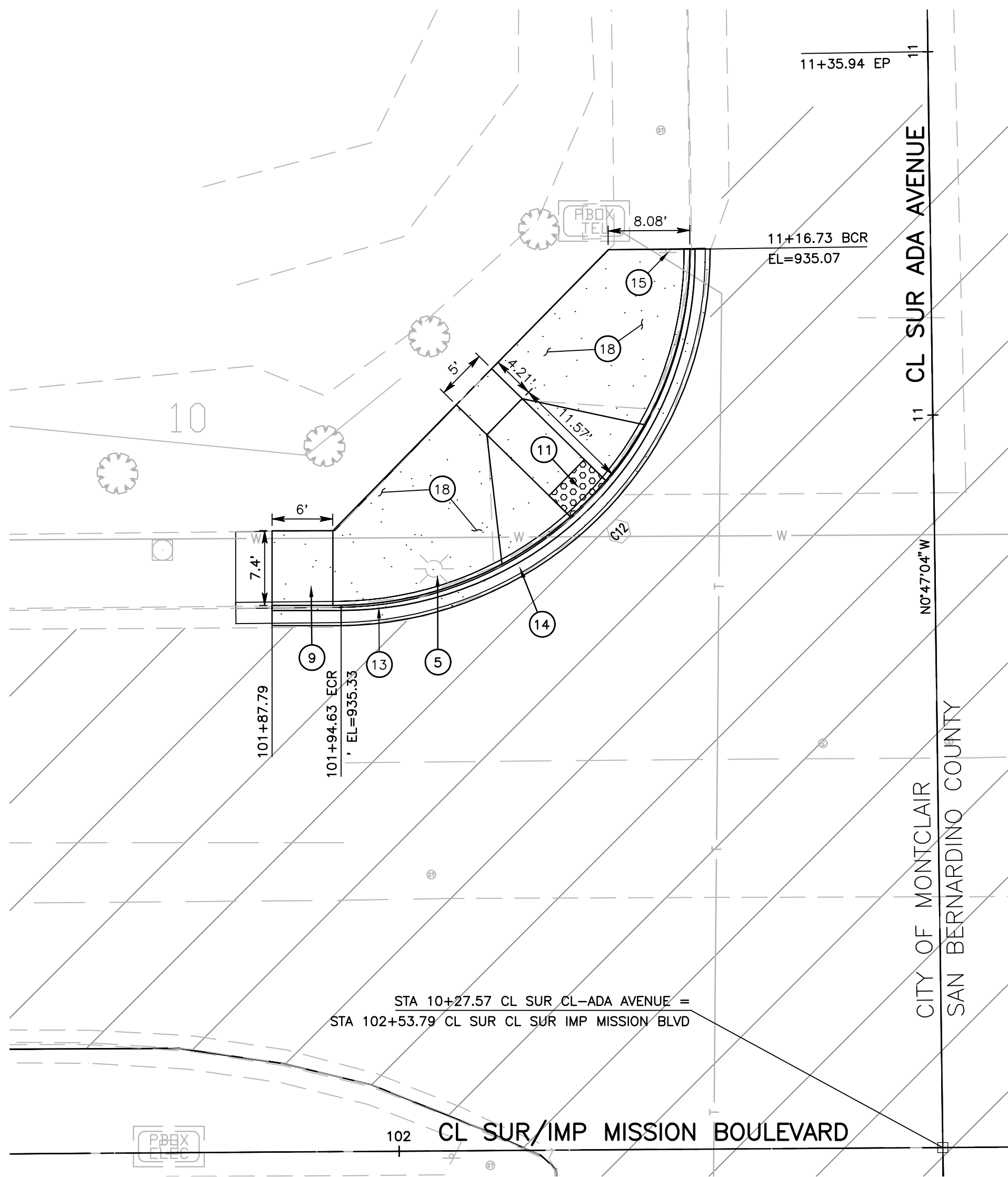
Note: For long-term stationary work, the double yellow center line and/or lane lines should be removed between the crosswalk lines.

See Tables 6H-2 and 6H-3 for the meaning of the symbols and/or letter codes used in this figure.

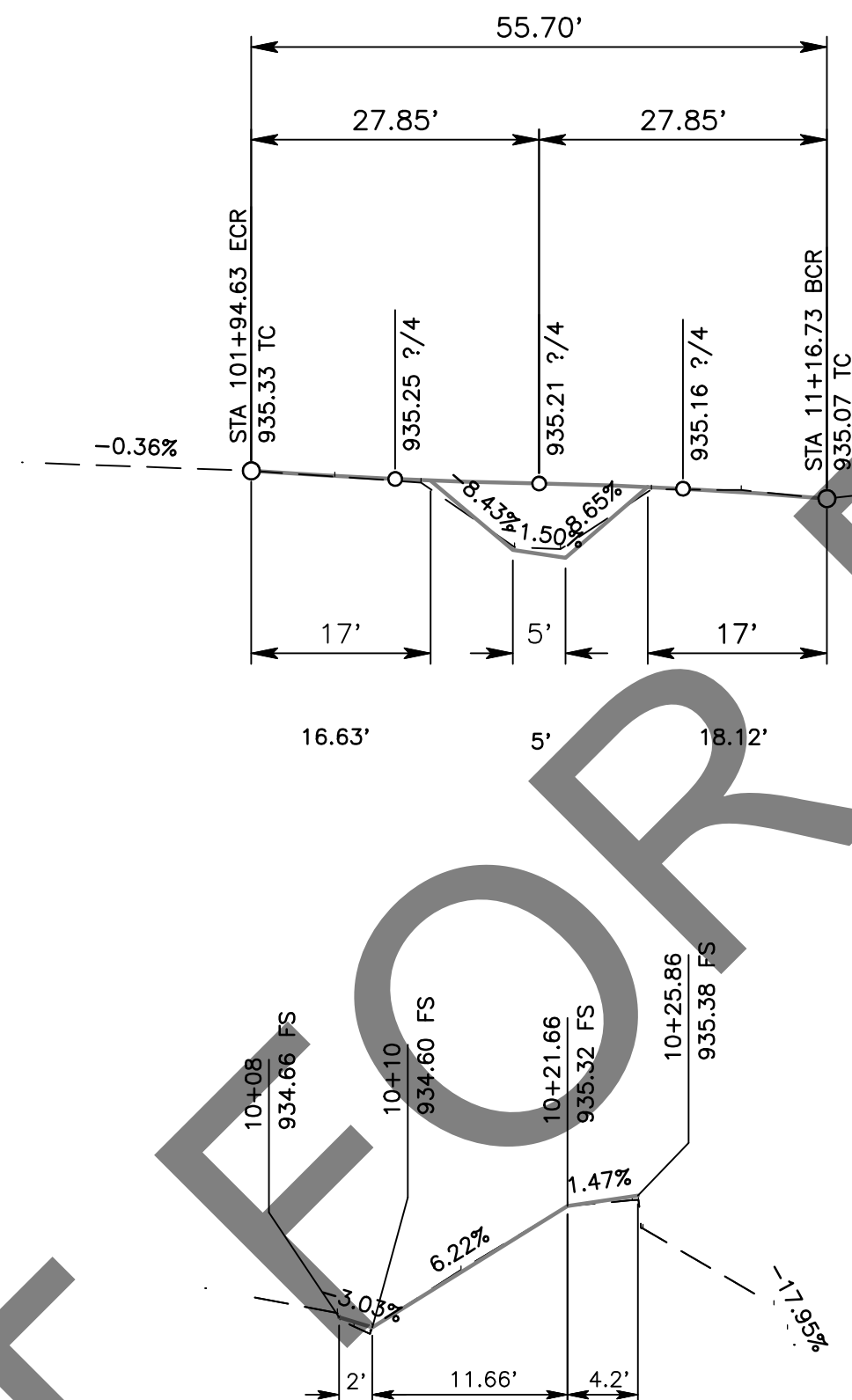
See Tables 6H-2 and 6H-3 for the meaning of the symbols and/or letter codes used in this figure.

### Typical Application 29





CURVE TABLE				
NO.	DELTA	RADIUS	LENGTH	TANGENT
C12	91°11'02"	35.00'	55.70'	35.73



GENERAL NOTES

- U. THE FACT THAT ANY UTILITY FACILITY IS SHOWN OR NOT SHOWN UPON THE PLANS SHALL NOT RELIEVE THE CONTRACTOR OF THE RESPONSIBILITY UNDER SECTION 8-1.10 "UTILITY AND NON-HIGHWAY FACILITIES," OF THE CALTRANS STANDARD SPECIFICATIONS. IT SHALL BE THE CONTRACTOR'S RESPONSIBILITY, PURSUANT THERETO, TO ASCERTAIN THE LOCATION OF ANY UTILITY FACILITY WHICH MAY BE SUBJECT TO DAMAGE BY REASON OF THE CONTRACTOR'S OPERATIONS.
1. ALL STATIONING NOTES ON PLAN REFER TO THE CL MISSION BLVD. AND SIDE STREETS.  
2. DIMENSIONS ARE SUBJECT TO TOLERANCES SPECIFIED IN THE CALTRANS STANDARD SPECIFICATIONS.  
3. ALL PAVEMENT WIDTH DIMENSIONS SHOWN ON THE PLANS ARE TO THE EDGE OF PAVEMENT OR TO THE TOP OF CURB, UNLESS OTHERWISE NOTED.  
4. TRANSITIONS AND WARPING SHALL BE AS SHOWN AND AS DETERMINED BY THE ENGINEER.  
5. ASPHALT CONCRETE OVERLAYS SHALL BE FEATHERED TO MEET EXISTING AS SHOWN ON THE PLANS OR AS DETERMINED BY THE ENGINEER.  
6. ALL TREES & VEGETATION OUTSIDE THE LIMITS OF EXCAVATION AND EMBANKMENT SLOPE LINES, SHALL BE PROTECTED IN PLACE.

CONSTRUCTION NOTES:
5 PROTECT-IN-PLACE.
9 CONSTRUCT SIDEWALK & RAMP PER CALTRANS STD RSP A88A CASE B
11 PLACE DETECTABLE WARNING SURFACE PER CALTRANS STD RSP A88A.
13 CONSTRUCT 8" CURB AND GUTTER PER COUNTY STD 116
14 REMOVE EXISTING CONCRETE CURB AND GUTTER.
15 EXISTING SIGN TO BE RESET PER SIGNING AND STRIPING PLANS
18 SAWCUT & REMOVE CONCRETE SURFACING (RAMP, SIDEWALK AND SPANDREL)

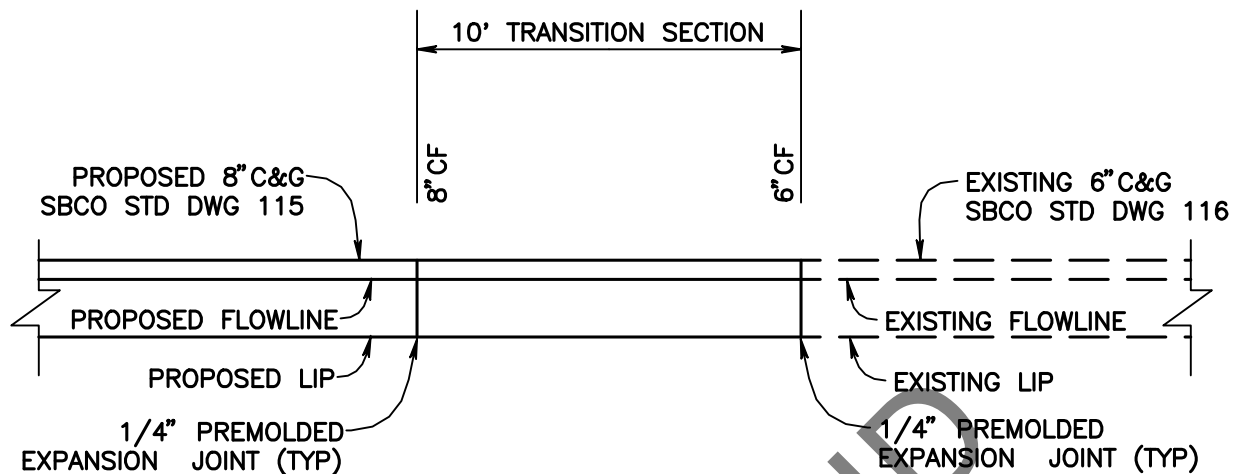
\* NOTE:  
ALL SEWER MANHOLES AND WATER VALVES SHALL BE PROTECTED IN PLACE

NW RAMP 12 – MISSION BOULEVARD AT ADA AVENUE

CITY OF MONTCLAIR

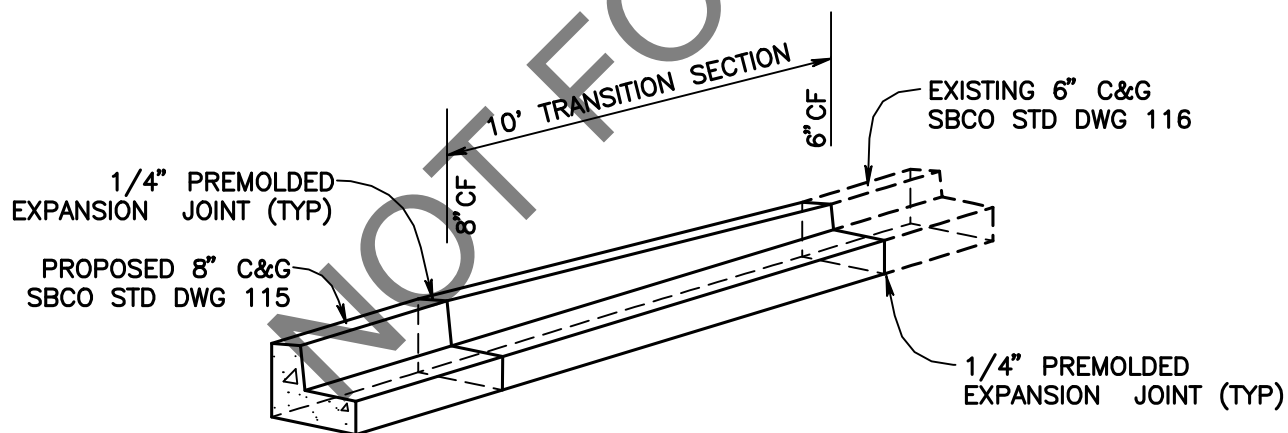
APPROVED BY: M. Heredia  
MONICA HEREDIA, P.E., PUBLIC WORKS DIRECTOR/CITY ENGINEER

MARCH 20, 2023  
DATE



**PLAN VIEW**

NTS



**ISOMETRIC VIEW**

NTS

SAN BERNARDINO COUNTY TRANS. DEPT.		CURB & GUTTER 8" TO 6" TRANSITION DETAIL	SPEC DWG 110
	DESIGN DIVISION		



BIDDER: \_\_\_\_\_

**PROPOSAL**

**TO THE BOARD OF SUPERVISORS  
OF THE SAN BERNARDINO COUNTY  
STATE OF CALIFORNIA**

For Construction On

**MISSION BOULEVARD**

**Los Angeles County Line to 0.06 Mile East of Pipeline Avenue, 0.07 Mile West Central  
Avenue To Benson Avenue**

**LENGTH: 0.72 Mile**

**WORK ORDER: H15034**

**AREA: Montclair**

**ROAD NO.: 554875-010/030**

**NOTICE: BIDDERS MUST OBTAIN BIDDING DOCUMENTS AND PREPARE THEIR BIDS ON FORMS OBTAINED DIRECTLY FROM THE SAN BERNARDINO COUNTY DEPARTMENT OF PUBLIC WORKS OR FROM THE SAN BERNARDINO COUNTY ELECTRONIC PROCUREMENT NETWORK (ePRO) <https://epro.sbcounty.gov/epro/>. BIDS PREPARED ON FORMS OBTAINED FROM OTHER SOURCES WILL NOT BE ACCEPTED. BIDDERS MUST BE LISTED ON THE OFFICIAL PLAN HOLDERS LIST AT THE TIME BIDS ARE PUBLICLY OPENED. BIDS RECEIVED FROM BIDDERS WHO ARE NOT LISTED ON THE OFFICIAL PLAN HOLDERS LIST WILL NOT BE ACCEPTED.**

The undersigned, as bidder, declares that the only persons or parties interested in this proposal as principals are those named herein, that this proposal is made without collusion with any other person, firm, or corporation; that bidder has carefully examined the location of the proposed work, the proposed form of contract, and the plans and specifications therein referred to; and bidder proposes and agrees if this proposal is accepted, that bidder will contract with the San Bernardino County, in the form of the copy of the contract to provide all necessary machinery, tools, apparatus and other means of construction, and to do all work and furnish all the materials specified in the contract, in the manner and in the time therein prescribed, and according to the requirements of the Engineer as therein set forth, and that bidder will take in full payment therefore the following prices, to wit:

## PROPOSAL CHECKLIST AND ASSEMBLY SEQUENCE

### IMPORTANT

#### Failure to Properly Complete Bid Package May Result in Rejection of Bid

**1**

Proposal – Assemble all pages in same numbering sequence as original.

- ☐ Replacement Bid Sheets from Addendum are substituted in sequence, if applicable.
- ☐ Unit Prices are entered for all bid items (or Alternate bid items).
- ☐ Corrections or changes to the bid document are initialed.
- ☐ Subcontractors, if any, are listed
- ☐ Public Contract Code Section 10285.1 Statement is executed
- ☐ Public Contract Code Section 10162 Questionnaire is completed
- ☐ Noncollusion Declaration is executed and submitted with bid.
- ☐ Bidder Information is completed and correct.
- ☐ Proposal is complete and signed by authorized company representative.

**2**

Addendums, if any, are acknowledged. (Normally sent by facsimile and mail)

- ☐ "Bidder's Certification" (Just the Certification page) are executed and attached.

**3**

Bidder's Security.

- ☐ 10% of Bid Amount in Cash, Cashier's Check, Certified Check or Bidder's Bond.
- ☐ If Bidder's Bond, surety signature is notarized.
- ☐ If Bidder's Bond, surety power of attorney is attached.

**4**

ePRO.

- ☐ Registered as a Vendor in the ePro System prior to date and time to receive bid.
- ☐ If submitting bid through ePro, original Bid Security submitted in a separate sealed envelope labeled "Bid Bond" with the title of the work and name of bidder marked on outside of envelope to the Department of Public Works, Front Reception. Must be received on or before the time set for the opening of bids.
- ☐ If submitting a bid through ePro, Scan and attach to your quote the Fully Executed Proposal Documents (pages P-1 thru P-14).
- ☐ If submitting a bid through ePro, Scan and attach to your quote the Fully Executed Certification Page for ALL Addendums.

**5**

REGISTERED WITH THE DEPARTMENT OF INDUSTRIAL RELATIONS (DIR) (SENATE BILL 854).

DIR Registration Number identified for Bidder and all subcontractors.

Bidder: \_\_\_\_\_

Project: **Mission Blvd**

W.O.#: **H15034**

Limits: **LA County E. to 0.06 miles E. of Pipeline Ave.  
& 0.07 miles of W. of Central Ave E. to  
Benson Ave**

Item No.	Approx. Quant.	Meas. Unit	Item Description	Unit Price	Total
1	30,000	F.A.	Supplement Work at Force Account "Unforeseen Differing Site Condition and Utility Conflicts"	\$ 1.00	\$ 30,000.00
2	1	L.S.	Water Pollution Control Program	\$	\$
3	1	L.S.	Mobilization	\$	\$
4	1	L.S.	Traffic Control System	\$	\$
5	6	E.A.	Portable Changeable message Sign	\$	\$
6	60,600	S.Y.	Cold Plane Asphalt Concrete Pavement	\$	\$
7	890	S.Y.	Remove Asphalt Concrete Surfacing	\$	\$
8	600	L.F.	Remove Concrete (Curb and Gutter)	\$	\$
9	537	S.Y.	Remove Existing Concrete (Ramp and Sidewalk)	\$	\$
10	4	S.Y.	Grouted Rock Treatment	\$	\$
11	8,920	TON	Asphalt Concrete (Type A-3/4" Aggregate Gradation)	\$	\$
12	2,675	TON	Asphalt Concrete Leveling (Type A -3/8" Aggregate Gradation)	\$	\$
13	60,600	S.Y.	Glaspave 50 Paving Mat	\$	\$
14	4	EA.	Reset Roadside Sign	\$	\$
15	1	EA.	Reset Mailbox	\$	\$
16	1	L.S.	Clearing and Grubbing	\$	\$
17	120	C.Y.	Roadway Excavation	\$	\$
18	1	L.S.	Develop Water Supply	\$	\$
19	1	L.S.	Finishing Roadway	\$	\$
20	160	C.Y.	Minor Concrete (Ramp, Curb, Curb & gutter and Sidewalk)	\$	\$
21	12	E.A.	ADA Ramp Detectable Warning Surface	\$	\$
22	9,149	L.F.	Paint 6" wide Traffic Stripe (2-Coat)	\$	\$
23	2,403	L.F.	Paint 8" wide Traffic Stripe (2 -Coat)	\$	\$
24	1	EA.	Roadside Sign	\$	\$
25	4,114	S.F.	Paint Pavement Marking (2-Coat)	\$	\$
26	351	EA.	Pavement Marker ( Retroreflective-Type G)	\$	\$
27	140	EA.	Pavement Marker ( Non-Reflective Type A)	\$	\$
28	12	EA.	Pavement Marker (Retroreflective - Blue)	\$	\$
29	1	L.S.	(S) Signal and Lighting	\$	\$

Bidder: \_\_\_\_\_

Project: Mission Blvd W.O.#: H15034

Limits: LA County E. to 0.06 miles E. of Pipeline Ave.  
& 0.07 miles of W. of Central Ave E. to  
Benson Ave

Item No.	Approx. Quant.	Meas. Unit	Item Description	Unit Price	Total
----------	----------------	------------	------------------	------------	-------

<b>PROJECT TOTAL: \$</b>					
--------------------------	--	--	--	--	--

NOT FOR BID

Bids are to be submitted for the entire work. The amount of the bid for comparison purposes will be the total of all items.

The bidder shall set forth for each unit basis item of work a unit price and a total for the item, and for each lump sum item a total for the item, all in clearly legible figures in the respective spaces provided for this purpose. In the case of unit basis items, the amount set forth under the "Total" column shall be the extension of the unit price bid on the basis of the estimated quantity for the item.

In case of discrepancy between the unit price and the total set forth for a unit basis item, the unit price shall prevail, however, if the amount set forth as a unit price is ambiguous, unintelligible or uncertain for any cause, or is omitted, then the amount set forth in the "Total" column for the item shall prevail and shall be divided by the estimated quantity for the item and the price thus obtained, rounded to the next lower penny, shall be the unit price.

If this proposal shall be accepted, the contract shall be signed by the successful bidder and returned **within 10 days**, and the contract bonds, copy of insurance policies, and Certificates of Insurance, with documents to verify any self-insurance coverage shall be provided **within 10 days**, not including Saturdays, Sundays and legal holidays, after the bidder has received the contract for execution. Should the undersigned fail to contract as aforesaid, the Board of Supervisors may, at its option, determine that the bidder has abandoned the contract, and, thereupon, this proposal and the acceptance thereof shall be null and void, and the forfeiture of such security accompanying this proposal shall operate and the same may be the property of the San Bernardino County.



**NOTE: THIS FORM MUST BE COMPLETED, SIGNED AND RETURNED WITH THE PROPOSAL**

**BIDDER** \_\_\_\_\_

The bidder shall complete the following information as required by the Subletting and Subcontracting Fair Practices Act, Public Contract Code section 4100 et seq.

**Note:** Subcontractors must be licensed and registered with the DIR (with limited exceptions from this requirement for bid purposes only under Labor Code section 1771.1(a)) at the time of the bid opening.

**Information marked with \*\* is required.** (Make additional copies of this form if needed)

**SUBCONTRACTORS LIST**

Name: \*\* \_\_\_\_\_ Fed. ID: \_\_\_\_\_ Item(s) #: \*\* \_\_\_\_\_

Business Location: \*\* \_\_\_\_\_ % (s): \_\_\_\_\_

Telephone: ( ) \_\_\_\_\_ Amount: \$ \_\_\_\_\_

License #: \*\* \_\_\_\_\_ Description of Work: \*\* \_\_\_\_\_

DIR Registration #: \*\* \_\_\_\_\_

Name: \*\* \_\_\_\_\_ Fed. ID: \_\_\_\_\_ Item(s) #: \*\* \_\_\_\_\_

Business Location: \*\* \_\_\_\_\_ % (s): \_\_\_\_\_

Telephone: ( ) \_\_\_\_\_ Amount: \$ \_\_\_\_\_

License #: \*\* \_\_\_\_\_ Description of Work: \*\* \_\_\_\_\_

DIR Registration #: \*\* \_\_\_\_\_

Name: \*\* \_\_\_\_\_ Fed. ID: \_\_\_\_\_ Item(s) #: \*\* \_\_\_\_\_

Business Location: \*\* \_\_\_\_\_ % (s): \_\_\_\_\_

Telephone: ( ) \_\_\_\_\_ Amount: \$ \_\_\_\_\_

License #: \*\* \_\_\_\_\_ Description of Work: \*\* \_\_\_\_\_

DIR Registration #: \*\* \_\_\_\_\_

Name: \*\* \_\_\_\_\_ Fed. ID: \_\_\_\_\_ Item(s) #: \*\* \_\_\_\_\_

Business Location: \*\* \_\_\_\_\_ % (s): \_\_\_\_\_

Telephone: ( ) \_\_\_\_\_ Amount: \$ \_\_\_\_\_

License #: \*\* \_\_\_\_\_ Description of Work: \*\* \_\_\_\_\_

DIR Registration #: \*\* \_\_\_\_\_

**NOTE: THIS FORM MUST BE COMPLETED, SIGNED AND RETURNED WITH THE PROPOSAL**

**PUBLIC CONTRACT CODE SECTION 10232 STATEMENT**

In accordance with Public Contract Code section 10232, the Contractor hereby states, under penalty of perjury, that no more than one final unappealable finding of contempt of court by a federal court has been issued against the Contractor within the immediately preceding two year period because of the Contractor's failure to comply with an order of a federal court which orders the Contractor to comply with an order of the National Labor Relations Board.

**PUBLIC CONTRACT CODE SECTION 10285.1 STATEMENT**

In accordance with Public Contract Code section 10285.1, the bidder hereby declares under penalty of perjury that the bidder

has ☐ Check One has not ☐

been convicted within the preceding three years of any offenses referred to in that section, including any charge of fraud, bribery, collusion, conspiracy, or any other act in violation of any state or federal antitrust law in connection with the bidding upon, award of, or performance of, any public works contract, as defined in Public Contract Code section 1101, with any public entity, as defined in Public Contract Code section 1100, including the Regents of the University of California or the Trustees of the California State University. The term "bidder" is understood to include any partner, member, officer, director, responsible managing officer, or responsible managing employee thereof, as referred to in Section 10285.1.

Note: The bidder must place a check mark after "has" or "has not" in one of the blank spaces provided.

The above Statements are part of the Proposal. Signing this Proposal on the signature portion thereof shall also constitute signature of these Statements.

Bidders are cautioned that making a false certification may subject the certifier to criminal prosecution.

**NOTE: THIS FORM MUST BE COMPLETED, SIGNED AND RETURNED WITH THE PROPOSAL**

# PUBLIC CONTRACT CODE SECTION 10162 QUESTIONNAIRE

In accordance with Public Contract Code section 10162, the Bidder shall complete, under penalty of perjury, the following questionnaire:

Has the bidder, any officer of the bidder, or any employee of the bidder who has a proprietary interest in the bidder, ever been disqualified, removed, or otherwise prevented from bidding on, or completing a federal, state, or local government project because of a violation of law or a safety regulation?

### Check One

**Yes**

11

**No**

11

If the answer is yes, explain the circumstances in the following space.

NOT FOR

NOTE: The above Questionnaire is part of the Proposal. Signing this Proposal on the signature portion thereof shall also constitute signature of this Questionnaire.

Bidders are cautioned that making a false certification may subject the certifier to criminal prosecution.

**PUBLIC CONTRACT CODE**  
**SECTIONS 9204, 20104, 20104.2, 20104.4, 20104.6, AND 20104.50**  
**RESOLUTION OF CONSTRUCTION CLAIMS AND PROMPT PAYMENT**

**9204**

(a) The Legislature finds and declares that it is in the best interests of the state and its citizens to ensure that all construction business performed on a public works project in the state that is complete and not in dispute is paid in full and in a timely manner.

(b) Notwithstanding any other law, including, but not limited to, Article 7.1 (commencing with Section 10240) of Chapter 1 of Part 2, Chapter 10 (commencing with Section 19100) of Part 2, and Article 1.5 (commencing with Section 20104) of Chapter 1 of Part 3, this section shall apply to any claim by a contractor in connection with a public works project.

(c) For purposes of this section:

(1) "Claim" means a separate demand by a contractor sent by registered mail or certified mail with return receipt requested, for one or more of the following:

(A) A time extension, including, without limitation, for relief from damages or penalties for delay assessed by a public entity under a contract for a public works project.

(B) Payment by the public entity of money or damages arising from work done by, or on behalf of, the contractor pursuant to the contract for a public works project and payment for which is not otherwise expressly provided or to which the claimant is not otherwise entitled.

(C) Payment of an amount that is disputed by the public entity.

(2) "Contractor" means any type of contractor within the meaning of Chapter 9 (commencing with Section 7000) of Division 3 of the Business and Professions Code who has entered into a direct contract with a public entity for a public works project.

(3) (A) "Public entity" means, without limitation, except as provided in subparagraph (B), a state agency, department, office, division, bureau, board, or commission, the California State University, the University of California, a city, including a charter city, county, including a charter county, city and county, including a charter city and county, district, special district, public authority, political subdivision, public corporation, or nonprofit transit corporation wholly owned by a public agency and formed to carry out the purposes of the public agency.

(B) "Public entity" shall not include the following:

(i) The Department of Water Resources as to any project under the jurisdiction of that department.

(ii) The Department of Transportation as to any project under the jurisdiction of that department.

(iii) The Department of Parks and Recreation as to any project under the jurisdiction of that department.

(iv) The Department of Corrections and Rehabilitation with respect to any project under its jurisdiction pursuant to Chapter 11 (commencing with Section 7000) of Title 7 of Part 3 of the Penal Code.

(v) The Military Department as to any project under the jurisdiction of that department.

(vi) The Department of General Services as to all other projects.

(vii) The High-Speed Rail Authority.

(4) "Public works project" means the erection, construction, alteration, repair, or improvement of any public structure, building, road, or other public improvement of any kind.

(5) "Subcontractor" means any type of contractor within the meaning of Chapter 9 (commencing with Section 7000) of Division 3 of the Business and Professions Code who either is in direct contract with a contractor or is a lower tier subcontractor.

(d) (1) (A) Upon receipt of a claim pursuant to this section, the public entity to which the claim applies shall conduct a reasonable review of the claim and, within a period not to exceed 45 days, shall provide the claimant a written statement identifying what portion of the claim is disputed and what portion is undisputed. Upon receipt of a claim, a public entity and a contractor may, by mutual agreement, extend the time period provided in this subdivision.

(B) The claimant shall furnish reasonable documentation to support the claim.

(C) If the public entity needs approval from its governing body to provide the claimant a written statement identifying the disputed portion and the undisputed portion of the claim, and the governing body does not meet within the 45 days or within the mutually agreed to extension of time following receipt of a claim sent by registered mail or certified mail, return receipt requested, the public entity shall have up to three days following the next duly publicly noticed meeting of the governing body after the 45-day period, or extension, expires to provide the claimant a written statement identifying the disputed portion and the undisputed portion.

(D) Any payment due on an undisputed portion of the claim shall be processed and made within 60 days after the public entity issues its written statement. If the public entity fails to issue a written statement, paragraph (3) shall apply.

(2) (A) If the claimant disputes the public entity's written response, or if the public entity fails to respond to a claim issued pursuant to this section within the time prescribed, the claimant may demand in writing an informal conference to meet and confer for settlement of the issues in dispute. Upon receipt of a demand in writing sent by registered mail or certified mail, return receipt requested, the public entity shall schedule a meet and confer conference within 30 days for settlement of the dispute.

(B) Within 10 business days following the conclusion of the meet and confer conference, if the claim or any portion of the claim remains in dispute, the public entity shall provide the claimant a written statement identifying the portion of the claim that remains in dispute and the portion that is undisputed. Any payment due on an undisputed portion of the claim shall be processed and made within 60 days after the public entity issues its written statement. Any disputed portion of the claim, as identified by the contractor in writing, shall be submitted to nonbinding mediation, with the public entity and the claimant sharing the associated costs equally. The

public entity and claimant shall mutually agree to a mediator within 10 business days after the disputed portion of the claim has been identified in writing. If the parties cannot agree upon a mediator, each party shall select a mediator and those mediators shall select a qualified neutral third party to mediate with regard to the disputed portion of the claim. Each party shall bear the fees and costs charged by its respective mediator in connection with the selection of the neutral mediator. If mediation is unsuccessful, the parts of the claim remaining in dispute shall be subject to applicable procedures outside this section.

(C) For purposes of this section, mediation includes any nonbinding process, including, but not limited to, neutral evaluation or a dispute review board, in which an independent third party or board assists the parties in dispute resolution through negotiation or by issuance of an evaluation. Any mediation utilized shall conform to the timeframes in this section.

(D) Unless otherwise agreed to by the public entity and the contractor in writing, the mediation conducted pursuant to this section shall excuse any further obligation under Section 20104.4 to mediate after litigation has been commenced.

(E) This section does not preclude a public entity from requiring arbitration of disputes under private arbitration or the Public Works Contract Arbitration Program, if mediation under this section does not resolve the parties' dispute.

(3) Failure by the public entity to respond to a claim from a contractor within the time periods described in this subdivision or to otherwise meet the time requirements of this section shall result in the claim being deemed rejected in its entirety. A claim that is denied by reason of the public entity's failure to have responded to a claim, or its failure to otherwise meet the time requirements of this section, shall not constitute an adverse finding with regard to the merits of the claim or the responsibility or qualifications of the claimant.

(4) Amounts not paid in a timely manner as required by this section shall bear interest at 7 percent per annum.

(5) If a subcontractor or a lower tier subcontractor lacks legal standing to assert a claim against a public entity because privity of contract does not exist, the contractor may present to the public entity a claim on behalf of a subcontractor or lower tier subcontractor. A subcontractor may request in writing, either on his or her own behalf or on behalf of a lower tier subcontractor, that the contractor present a claim for work which was performed by the subcontractor or by a lower tier subcontractor on behalf of the subcontractor. The subcontractor requesting that the claim be presented to the public entity shall furnish reasonable documentation to support the claim. Within 45 days of receipt of this written request, the contractor shall notify the subcontractor in writing as to whether the contractor presented the claim to the public entity and, if the original contractor did not present the claim, provide the subcontractor with a statement of the reasons for not having done so.

(e) The text of this section or a summary of it shall be set forth in the plans or specifications for any public works project that may give rise to a claim under this section.

(f) A waiver of the rights granted by this section is void and contrary to public policy, provided, however, that (1) upon receipt of a claim, the parties may mutually agree to waive, in writing, mediation and proceed directly to the commencement of a civil action or binding arbitration, as applicable; and (2) a public entity may prescribe reasonable change order, claim, and dispute

resolution procedures and requirements in addition to the provisions of this section, so long as the contractual provisions do not conflict with or otherwise impair the timeframes and procedures set forth in this section.

(g) This section applies to contracts entered into on or after January 1, 2017.

(h) Nothing in this section shall impose liability upon a public entity that makes loans or grants available through a competitive application process, for the failure of an awardee to meet its contractual obligations.

(i) This section shall remain in effect only until January 1, 2020, and as of that date is repealed, unless a later enacted statute, that is enacted before January 1, 2020, deletes or extends that date.

**20104.**

(a)(1) This article applies to all public works claims of three hundred seventy-five thousand dollars (\$375,000) or less which arise between a contractor and a local agency.

(2) This article shall not apply to any claims resulting from a contract between a contractor and a public agency when the public agency has elected to resolve any disputes pursuant to Article 7.1 (commencing with Section 10240) of Chapter 1 of Part 2.

(b)(1) "Public work" means "public works contract" as defined in Section 1101 but does not include any work or improvement contracted for by the state or the Regents of the University of California.

(2) "Claim" means a separate demand by the contractor for (A) a time extension, (B) payment of money or damages arising from work done by, or on behalf of, the contractor pursuant to the contract for a public work and payment of which is not otherwise expressly provided for or the claimant is not otherwise entitled to, or (C) an amount the payment of which is disputed by the local agency.

(c) The provisions of this article or a summary thereof shall be set forth in the plans or specifications for any work which may give rise to a claim under this article.

(d) This article applies only to contracts entered into on or after January 1, 1991.

**20104.2** For any claim subject to this article, the following requirements apply:

(a) The claim shall be in writing and include the documents necessary to substantiate the claim. Claims must be filed on or before the date of final payment. Nothing in this subdivision is intended to extend the time limit or supersede notice requirements otherwise provided by contract for the filing of claims.

(b)(1) For claims of less than fifty thousand dollars (\$50,000), the local agency shall respond in writing to any written claim within 45 days of receipt of the claim, or may request, in writing, within 30 days of receipt of the claim, any additional documentation supporting the claim or relating to defenses to the claim the local agency may have against the claimant.

(2) If additional information is thereafter required, it shall be requested and provided pursuant to this subdivision, upon mutual agreement of the local agency and the claimant.

(3) The local agency's written response to the claim, as further documented, shall be submitted to the claimant within 15 days after receipt of the further documentation or within a period of time no greater than that taken by the claimant in producing the additional information, whichever is greater.

(c)(1) For claims of over fifty thousand dollars (\$50,000) and less than or equal to three hundred seventy-five thousand dollars (\$375,000), the local agency shall respond in writing to all written claims within 60 days of receipt of the claim, or may request, in writing, within 30 days of receipt of the claim, any additional documentation supporting the claim or relating to defenses to the claim the local agency may have against the claimant.

(2) If additional information is thereafter required, it shall be requested and provided pursuant to this subdivision, upon mutual agreement of the local agency and the claimant.

(3) The local agency's written response to the claim, as further documented, shall be submitted to the claimant within 30 days after receipt of the further documentation, or within a period of time no greater than that taken by the claimant in producing the additional information or requested documentation, whichever is greater.

(d) If the claimant disputes the local agency's written response, or the local agency fails to respond within the time prescribed, the claimant may so notify the local agency, in writing, either within 15 days of receipt of the local agency's response or within 15 days of the local agency's failure to respond within the time prescribed, respectively, and demand an informal conference to meet and confer for settlement of the issues in dispute. Upon a demand, the local agency shall schedule a meet and confer conference within 30 days for settlement of the dispute.

(e) Following the meet and confer conference, if the claim or any portion remains in dispute, the claimant may file a claim as provided in Chapter 1 (commencing with Section 900) and Chapter 2 (commencing with Section 910) of Part 3 of Division 3.6 of Title 1 of the Government Code. For purposes of those provisions, the running of the period of time within which a claim must be filed shall be tolled from the time the claimant submits his or her written claim pursuant to subdivision (a) until the time that claim is denied as a result of the meet and confer process, including any period of time utilized by the meet and confer process.

(f) This article does not apply to tort claims and nothing in this article is intended nor shall be construed to change the time periods for filing tort claims or actions specified by Chapter 1 (commencing with Section 900) and Chapter 2 (commencing with Section 910) of Part 3 of Division 3.6 of Title 1 of the Government Code.

**20104.4** The following procedures are established for all civil actions filed to resolve claims subject to this article:

(a) Within 60 days, but no earlier than 30 days, following the filing or responsive pleadings, the court shall submit the matter to nonbinding mediation unless waived by mutual stipulation of both parties. The mediation process shall provide for the selection within 15 days by both parties of a disinterested third person as mediator, shall be commenced within 30 days of the



submittal, and shall be concluded within 15 days from the commencement of the mediation unless a time requirement is extended upon a good cause showing to the court or by stipulation of both parties. If the parties fail to select a mediator within the 15-day period, any party may petition the court to appoint the mediator.

(b)(1) If the matter remains in dispute, the case shall be submitted to judicial arbitration pursuant to Chapter 2.5 (commencing with Section 1141.10) of Title 3 of Part 3 of the Code of Civil Procedure, notwithstanding Section 1141.11 of that code. The Civil Discovery Act (Title 4 (commencing with Section 2016.10) of Part 4 of the Code of Civil Procedure) shall apply to any proceeding brought under this subdivision consistent with the rules pertaining to judicial arbitration.

(2) Notwithstanding any other provision of law, upon stipulation of the parties, arbitrators appointed for purposes of this article shall be experienced in construction law, and, upon stipulation of the parties, mediators and arbitrators shall be paid necessary and reasonable hourly rates of pay not to exceed their customary rate, and such fees and expenses shall be paid equally by the parties, except in the case of arbitration where the arbitrator, for good cause, determines a different division. In no event shall these fees or expenses be paid by state or county funds.

(3) In addition to Chapter 2.5 (commencing with Section 1141.10) of Title 3 of Part 3 of the Code of Civil Procedure, any party who after receiving an arbitration award requests a trial de novo but does not obtain a more favorable judgment shall, in addition to payment of costs and fees under that chapter, pay the attorney's fees of the other party arising out of the trial de novo.

(c) The court may, upon request by any party, order any witnesses to participate in the mediation or arbitration process.

#### **20104.6**

(a) No local agency shall fail to pay money as to any portion of a claim which is undisputed except as otherwise provided in the contract.

(b) In any suit filed under Section 20104.4, the local agency shall pay interest at the legal rate on any arbitration award or judgment. The interest shall begin to accrue on the date the suit is filed in a court of law.

### **ARTICLE 1.7**

Modification; Performance, Payment

#### **20104.50**

(a) (1) It is the intent of the Legislature in enacting this section to require all local governments to pay their contractors on time so that these contractors can meet their own obligations. In requiring prompt payment by all local governments, the Legislature hereby finds and declares that the prompt payment of outstanding receipts is not merely a municipal affair, but is, instead, a matter of statewide concern.

(2) It is the intent of the Legislature in enacting this article to fully occupy the field of public policy relating to the prompt payment of local governments' outstanding receipts. The Legislature finds and declares that all government officials, including those in local government, must set a standard of prompt payment that any business in the private sector which may contract for services should look towards for guidance.

(b) Any local agency which fails to make any progress payment within 30 days after receipt of an undisputed and properly submitted payment request from a contractor on a construction contract shall pay interest to the contractor equivalent to the legal rate set forth in subdivision (a) of Section 685.010 of the Code of Civil Procedure.

(c) Upon receipt of a payment request, each local agency shall act in accordance with both of the following:

(1) Each payment request shall be reviewed by the local agency as soon as practicable after receipt for the purpose of determining that the payment request is a proper payment request.

(2) Any payment request determined not to be a proper payment request suitable for payment shall be returned to the contractor as soon as practicable, but not later than seven days, after receipt. A request returned pursuant to this paragraph shall be accompanied by a document setting forth in writing the reasons why the payment request is not proper.

(d) The number of days available to a local agency to make a payment without incurring interest pursuant to this section shall be reduced by the number of days by which a local agency exceeds the seven-day return requirement set forth in paragraph (2) of subdivision (c).

(e) For purposes of this article:

(1) A "local agency" includes, but is not limited to, a city, including a charter city, a county, and a city and county, and is any public entity subject to this part.

(2) A "progress payment" includes all payments due contractors, except that portion of the final payment designated by the contract as retention earnings.

(3) A payment request shall be considered properly executed if funds are available for payment of the payment request, and payment is not delayed due to an audit inquiry by the financial officer of the local agency.

(f) Each local agency shall require that this article, or a summary thereof, be set forth in the terms of any contract subject to this article.

**NOTE: THIS FORM MUST BE COMPLETED, SIGNED AND RETURNED WITH THE PROPOSAL**

**NONCOLLUSION DECLARATION  
TO BE EXECUTED BY  
BIDDER AND SUBMITTED WITH BID**

**(Public Contract Code section 7106)**

The undersigned declares:

I am the \_\_\_\_\_ [title] of \_\_\_\_\_ [name of the bidder], the party making the foregoing bid.

The bid is not made in the interest of, or on behalf of, any undisclosed person, partnership, company, association, organization, or corporation. The bid is genuine and not collusive or sham. The bidder has not directly or indirectly induced or solicited any other bidder to put in a false or sham bid. The bidder has not directly or indirectly colluded, conspired, connived, or agreed with any bidder or anyone else to put in a sham bid, or to refrain from bidding. The bidder has not in any manner, directly or indirectly, sought by agreement, communication, or conference with anyone to fix the bid price of the bidder or any other bidder, or to fix any overhead, profit, or cost element of the bid price, or of that of any other bidder. All statements contained in the bid are true. The bidder has not, directly or indirectly, submitted his or her bid price or any breakdown thereof, or the contents thereof, or divulged information or data relative thereto, to any corporation, partnership, company, association, organization, bid depository, or to any member or agent thereof, to effectuate a collusive or sham bid, and has not paid, and will not pay, any person or entity for such purpose.

Any person executing this declaration on behalf of a bidder that is a corporation, partnership, joint venture, limited liability company, limited liability partnership, or any other entity, hereby represents that he or she has full power to execute, and does execute, this declaration on behalf of the bidder.

I declare under penalty of perjury under the laws of the State of California that the foregoing is true and correct and that this declaration is executed on

\_\_\_\_\_ [date], at \_\_\_\_\_ [city], \_\_\_\_\_ [state].

**Print Name**

**Signature - REQUIRED**

\_\_\_\_\_

**NOTE: The above Noncollusion Declaration is part of the Bid, and failure to include the Noncollusion Declaration with the Bid will result in the Bid being found nonresponsive.**

**Bidders are reminded that this declaration must be signed under penalty of perjury.**

**If the bid proposal is submitted through ePro the undersigned acknowledges that its electronic signature is legally binding.**

**IRAN CONTRACTING ACT OF 2010  
(Public Contract Code section 2200 et seq.)**

**(Applicable only to Contracts of One Million Dollars (\$1,000,000) or More):**

In accordance with Public Contract Code section 2204 (a), the bidder certifies that at the time the bid is submitted or the contract is renewed, that bidder is not identified on a list created pursuant to subdivision (b) of Public Contract Code section 2203 as a person engaging in investment activities in Iran described in subdivision (a) of Public Contract Code section 2202.5, or as a person described in subdivision (b) of Public Contract Code section 2202.5, as applicable. A state agency shall submit the certification information to the Department of General Services.

**RUSSIAN SANCTION/EXECUTIVE ORDER N-6-22**

**(Applicable for all Contracts of five million dollars (\$5,000,000) or more utilizing State funding.):**

On March 4, 2022, Governor Gavin Newsom issued Executive Order N-6-22 (the EO) regarding Economic Sanctions against Russia and Russian entities and individuals. "Economic Sanctions" refers to sanctions imposed by the U.S. government in response to Russia's actions in Ukraine (<https://home.treasury.gov/policy-issues/financial-sanctions/sanctions-programs-and-country-information/ukraine-russia-related-sanctions>), as well as any sanctions imposed under state law (<https://www.dgs.ca.gov/OLS/Ukraine-Russia>). The EO directs state agencies and their contractors (including by agreement or receipt of a grant) to terminate contracts with, and to refrain from entering any new contracts with, individuals or entities that are determined to be a target of Economic Sanctions. Accordingly, should it be determined that Contractor is a target of Economic Sanctions or is conducting prohibited transactions with sanctioned individuals or entities, that shall be grounds for termination of this agreement. Contractor shall be provided advance written notice of such termination, allowing Contractor at least 30 calendar days to provide a written response. Termination shall be at the sole discretion of the County.

**NOTE: The above Certification is part of the Proposal. Signing this Proposal on the signature portion thereof shall also constitute signature of this Certification.**

**Bidders are cautioned that making a false certification may subject bidder to civil penalties, termination of existing contract, and ineligibility to bid on a contract for a period of three (3) years in accordance with Public Contract Code section 2205.**

**NOTE: THIS FORM MUST BE COMPLETED, SIGNED AND RETURNED WITH THE PROPOSAL**

Accompanying this proposal is \_\_\_\_\_

in the amount equal to at least ten percent of the total of the bid.

(Note: Insert the words "CASH (\$ )," "CASHIER'S CHECK," "CERTIFIED CHECK," or "BIDDER'S BOND," as the case may be.)

The names of all persons interested in the foregoing proposal as principals are as follows:

**NOTICE:** If the bidder or other interested person is a corporation, state legal name of corporation, also names of the president, secretary, treasurer, and manager thereof; if a co-partnership, state true name of firm, also names of all individual co-partners composing firm; if bidder or other interested person is an individual, state first and last names in full.

---

---

---

---

Licensed in accordance with an act providing for the registration of Contractors,

License No.: \_\_\_\_\_ Expiration Date: \_\_\_\_\_

Dept. of Industrial Relations Reg. No: \_\_\_\_\_ Federal Identification No.: \_\_\_\_\_

By my signature on this proposal I certify, under penalty of perjury under the laws of the State of California, that the foregoing documents are true and correct and that the bidder satisfies all of the requirements identified in said documents.

If the bid proposal is submitted through ePro the undersigned acknowledges that its electronic signature is legally binding.

<u>Print Name</u>	<u>Signature - REQUIRED</u>	<u>Title</u>
_____	_____	_____
_____	_____	_____
_____	_____	_____
_____	_____	_____

**Date:** \_\_\_\_\_

Name of Bidder \_\_\_\_\_

Business Address \_\_\_\_\_

Place of Business \_\_\_\_\_

Business Phone No. \_\_\_\_\_ Business Fax No. \_\_\_\_\_

Place of Residence \_\_\_\_\_

# BID BOND

## KNOW ALL MEN BY THESE PRESENTS:

That we, \_\_\_\_\_

\_\_\_\_\_, as Principal, (hereinafter called the "Principal"),

and \_\_\_\_\_, as Surety, (hereinafter called "Surety"),

an admitted Surety insurer pursuant to Code of Civil Procedure, Section 995.120, legally doing business in California at:

are held and firmly bound unto the **SAN BERNARDINO COUNTY**, as Obligee, (hereinafter called "**Obligee**"), in the sum of

\_\_\_\_\_ Dollars (\$ \_\_\_\_\_),

for the payment of which sum well and truly to be made, the said Principal and the said Surety, bind ourselves, our heirs, executors, administrators, successors and assigns, jointly and severally firmly by these presents.

**WHEREAS**, the Principal has submitted a bid for:

**PROJECT TITLE: MISSION BOULEVARD; PROJECT LIMITS: LOS ANGELES COUNTY LINE TO 0.06 MILE EAST of Pipeline Avenue, 0.07 Mile West Central Avenue To Benson Avenue; W. O. NO.: H15034**

**BID DATE:** \_\_\_\_\_

**NOW, THEREFORE**, if the Obligee shall accept the bid of the Principal and the Principal shall enter into a contract with the Obligee in accordance with the terms of said proposal and give such bonds as may be specified in the bidding or contract documents with good and sufficient surety for the faithful performance of such contract and for the prompt payment of labor and material furnished in the prosecution thereof, or in the event of the failure of the Principal to enter into such contract and give such bonds, if the Principal shall pay to the Obligee the difference not to exceed the penalty hereof between the amount specified in said bid and such larger amount for which the Obligee may in good faith contract with another party to perform the work covered by said bid, then this obligation shall be null and void, otherwise to remain in full force and effect.

Signed and sealed this \_\_\_\_\_ day of \_\_\_\_\_, \_\_\_\_\_ Year

\_\_\_\_\_  
Principal

\_\_\_\_\_  
Surety

By: \_\_\_\_\_  
Signature

By: \_\_\_\_\_  
Signature, Attorney-in-Fact

\_\_\_\_\_  
Printed Name

\_\_\_\_\_  
Printed Name

\_\_\_\_\_  
Title



Contract Number

SAP Number

## PUBLIC WORKS

Department Contract Representative  
Telephone Number

---

---

Contractor  
Contractor Representative  
Telephone Number  
Contract Term  
Original Contract Amount  
Amendment Amount  
Total Contract Amount  
Cost Center

---

---

---

---

---

---

---

---

### IT IS HEREBY AGREED AS FOLLOWS:

*(Use space below and additional bond sheets. Set forth service to be rendered, amount to be paid, manner of payment, time for performance or completion, determination of satisfactory performance and cause for termination, other terms and conditions, and attach plans, specifications, and addenda, if any.)*

**ARTICLE I.** That for and in consideration of payment and agreements hereinafter mentioned to be made and performed by County, and under the conditions expressed in the two bonds, hereunto annexed, Contractor agrees with County, at Contractor's own proper cost and expense to do all the work and to furnish all the materials necessary to construct and complete in a good, workmanlike and substantial manner, this project to the satisfaction of the Director of Public Works in accordance with the following documents, which are incorporated herein by this reference, and the articles set out below:

Plans entitled: Plans for Construction on Mission Boulevard Los Angeles County Line to 0.06 Mile East of Pipeline Avenue, 0.07 Mile West Central Avenue To Benson Avenue, Montclair area, Work Order No.: H15034; Road No.: 554875-010/030.

California Department of Transportation (Caltrans) 2015 Standard Specifications, including the Caltrans 2015 revised Standard Specifications (Revisions through July 21, 2017) and the 2015 and 2018 Standard plans, including the 2015 revised standard plans (Revisions through 2017) and the 2018 revised Standard Plans (Revisions through 2021), unless specified otherwise in these Special Provisions

Special Provisions entitled: Special Provisions for Construction on Mission Boulevard Los Angeles County Line to 0.06 Mile East of Pipeline Avenue, 0.07 Mile West Central Avenue To Benson Avenue; Length: 0.72 Mile; Work Order No.: H15034; Area: Montclair; Road No.: 554875-010/030.

**ARTICLE II.** Contractor agrees to receive and accept the following prices as full compensation for furnishing all materials and for doing all the work contemplated and embraced in this agreement; also for all loss or damage arising out of the nature of the work aforesaid, or from the action of the elements, or from any unforeseen difficulties or obstructions which may arise or be encountered in the prosecution of the work, until its acceptance by the County, and for all risks of every description connected with the work; also for expenses incurred by or in consequence of the suspension or discontinuance of work and for well and faithfully completing the work, and the whole thereof, in the manner and according to the plans and specifications, and the requirements of the Engineer under them, to wit: of work and for well and faithfully completing the work, and the whole thereof, in the manner and according to the plans and specifications, and the requirements of the Engineer under them, to wit:

Project: Mission Blvd

W.O.#: H15034

Limits: LA County E. to 0.06 miles E. of Pipeline Ave.  
& 0.07 miles of W. of Central Ave E. to  
Benson Ave

Item No.	Approx. Quant.	Meas. Unit	Item Description	Unit Price	Total
-------------	-------------------	---------------	------------------	------------	-------

*Table of Contract Quantities, Items and  
Prices will be shown here*

NOT FOR BIDD



**ARTICLE III.** County hereby promises and agrees with Contractor to employ and does hereby employ Contractor to provide the materials and to do the work according to the terms and conditions herein contained and referred to, for the prices aforesaid, and thereby contracts to pay the same at the time, in the manner and upon conditions above set forth, and said parties hereto for themselves, their heirs, executors, administrators, successors and assigns do hereby agree to the full performance of the covenants herein contained.

**ARTICLE IV.** Contractor shall accept all payments from County via electronic funds transfer (EFT) directly deposited into the Contractor's designated checking or other banking account. Contractor shall promptly comply with directions and accurately complete forms provided by County required to process EFT payments.

**ARTICLE V.** Contractor may, upon written request and at their expense, deposit substitute securities found in Government Code Section 16430 as authorized by Public Contract Code Section 22300 in lieu of retention monies withheld to insure performance.

**ARTICLE VI.** It is further expressly agreed by and between the parties hereto that, should there be any conflict between the terms of this instrument and the bid or proposal of said Contractor, then this instrument shall control and nothing herein shall be considered as an acceptance of the said terms of said proposal conflicting herewith.

**ARTICLE VII.** During the term of the Contract, Contractor shall not discriminate against any employee or applicant for employment because of race, religious creed, color, national origin, ancestry, physical disability, mental disability, medical condition, genetic information, marital status, sex, gender, gender identity, gender expression, sexual orientation, age, or military and veteran status. CONTRACTOR shall comply with Executive Orders 11246, 11375, 11625, 12138, 12432, 12250, Title VI and VII of the Civil Rights Act of 1964, the California Fair Housing and Employment Act, County Policy and other applicable federal, state and County laws, regulations and policies relating to equal employment and contracting opportunities, including laws and regulations hereafter enacted.

**ARTICLE VIII.** By my signature hereunder, as Contractor, I certify that I am aware of the provisions of Section 3700 of the Labor Code which requires every employer to be insured against liability for Workers Compensation or to undertake self-insurance in accordance with the provisions of that code, and I will comply with such provisions before commencing the performance of the work of this contract.

**ARTICLE IX.** By my signature hereunder, as Contractor, I certify that I am aware of the provisions and requirements of Sections 1777.5 and 1777.7 of the Labor Code relating to apprenticeship standards; and that I accept responsibility for compliance with the provisions of Section 1777.5 for all apprenticeable occupations pertaining to performance of work under this contract.

**ARTICLE X.** By my signature hereunder, as Contractor, I agree that County has the right to review, obtain and copy all records pertaining to performance of the contract. I agree to provide County with any relevant information requested and shall permit County access to company's premises upon reasonable notice for purposes on interviewing employees and inspecting records. I shall maintain all project records for at least three (3) years after final payment under the contract.

**ARTICLE XI.** Contractor shall comply with the Prevailing Wage Laws described in this Agreement, including Exhibit A.

As required by Labor Code section 1771.1(a) "A contractor or subcontractor shall not be qualified to bid on, be listed in a bid proposal, subject to the requirements of Section 4104 of the Public Contract Code, or engage in the performance of any contract for public work, as defined in this chapter, unless currently registered and qualified to perform public work pursuant to Section 1725.5. It is not a violation of this section for an unregistered contractor to submit a bid that is authorized by Section 7029.1 of the Business and Professions Code or by Section 10164 or 20103.5 of the Public Contract Code, provided the contractor is registered to perform public work pursuant to Section 1725.5 at the time the contract is awarded."

/

/

/

/

/

/

/

BOARD OF SUPERVISORS

►  
\_\_\_\_\_  
Dawn Rowe, Chair, Board of Supervisors

Dated: \_\_\_\_\_  
SIGNED AND CERTIFIED THAT A COPY OF THIS  
DOCUMENT HAS BEEN DELIVERED TO THE  
CHAIRMAN OF THE BOARD

Lynna Monell  
Clerk of the Board of Supervisors  
of the San Bernardino County

By \_\_\_\_\_  
Deputy

\_\_\_\_\_  
(Print or type name of corporation, company, contractor, etc.)

By \_\_\_\_\_  
(Authorized signature - sign in blue ink)

Name \_\_\_\_\_  
(Print or type name of person signing contract)

Title \_\_\_\_\_  
(Print or Type)

Dated: \_\_\_\_\_

Address \_\_\_\_\_  
\_\_\_\_\_

**FOR COUNTY USE ONLY**

Approved as to Legal Form

► \_\_\_\_\_  
\_\_\_\_\_, County Counsel

Date \_\_\_\_\_

Reviewed for Contract Compliance

► \_\_\_\_\_

Date \_\_\_\_\_

Reviewed/Approved by Department

► \_\_\_\_\_

Date \_\_\_\_\_

NOT FOR BID

## EXHIBIT A - PREVAILING WAGE REQUIREMENTS

### A. All or a portion of the Scope of Work in the Contract requires the payment of prevailing wages and compliance with the following requirements:

#### 1. **Determination of Prevailing Rates:**

Pursuant to Labor Code sections 1770, et seq., the County has obtained from the Director of the Department of Industrial Relations (DIR) pursuant to the California Labor Code, the general prevailing rates of per diem wages and the prevailing rates for holiday and overtime work in the locality in which the Scope of Work is to be performed. Copies of said rates are on file with the County, will be made available for inspection during regular business hours, may be included elsewhere in the specifications for the Scope of Work, and are also available online at [www.dir.ca.gov](http://www.dir.ca.gov). The wage rate for any classification not listed, but which may be required to execute the Scope of Work, shall be commensurate and in accord with specified rates for similar or comparable classifications for those performing similar or comparable duties. In accordance with Labor Code section 1773.2, the Contractor shall post, at appropriate and conspicuous locations on the job site, a schedule showing all applicable prevailing wage rates and shall comply with the requirements of Labor Code sections 1773, et seq.

#### 2. **Payment of Prevailing Rates**

Each worker of the Contractor, or any subcontractor, engaged in the Scope of Work, shall be paid not less than the general prevailing wage rate, regardless of any contractual relationship which may be alleged to exist between the Contractor or any subcontractor, and such worker.

#### 3. **Prevailing Rate Penalty**

The Contractor shall, as a penalty, forfeit two hundred dollars (\$200.00) to the County for each calendar day or portion thereof, for each worker paid less than the prevailing rates as determined by the Director of the DIR for such work or craft in which such worker is employed by the Contractor or by any subcontractor in connection with the Scope of Work. Pursuant to California Labor Code section 1775, the difference between such prevailing wage rates and the amount paid to each worker for each calendar day, or portion thereof, for which each worker was paid less than the prevailing wage rate, shall be paid to each worker by the Contractor.

#### 4. **Ineligible Contractors:**

Pursuant to the provisions of Labor Code section 1777.1, the Labor Commissioner publishes and distributes a list of contractors ineligible to perform work as a contractor or subcontractor on a public works project. This list of debarred contractors is available from the DIR website at <http://www.dir.ca.gov/Public-Works/PublicWorks.html>. Any contract entered into between a contractor and a debarred subcontractor is void as a matter of law. A debarred subcontractor may not receive any public money for performing work as a subcontractor on a public works contract, and any public money that may have been paid to a debarred subcontractor by a contractor on the project shall be returned to the County. The Contractor shall be responsible for the payment of wages to workers as a debarred subcontractor who has been allowed to work on the Scope of Work.

#### 5. **Payroll Records:**

- a. Pursuant to California Labor Code section 1776, the Contractor and each subcontractor, shall keep accurate certified payroll records, showing the name, address, social security number, work classification, straight time and overtime hours worked each day and week, and the actual per diem wages paid to each journeyman, apprentice, worker or other employee employed by them in connection with the Scope of Work. The payroll records enumerated herein shall be verified by a written declaration made under penalty of perjury that the information contained in the payroll record is true and correct and that the Contractor or subcontractor has complied with the requirements of the California Labor Code sections 1771, 1811, and 1815 for any Scope of Work performed by his or her employees. The payroll records shall be available for inspection at all reasonable hours at the principal office of the Contractor on the following basis:

- i. A certified copy of an employee's payroll record shall be made available for inspection or furnished to such employee or his/her authorized representative on request;
  - ii. A certified copy of all payroll records shall be made available for inspection or furnished upon request to the County, the Division of Labor Standards Enforcement of the DIR;
  - iii. A certified copy of payroll records shall be made available upon request to the public for inspection or copies thereof made; provided, however, that a request by the public shall be made through either the County or the Division of Labor Standards Enforcement. If the requested payroll records have not been previously provided to the County or the Division of Labor Standards Enforcement, the requesting party shall, prior to being provided the records, reimburse the cost of preparation by the Contractor, subcontractor and the entity through which the request was made; the public shall not be given access to such records at the principal office of the Contractor;
  - iv. The Contractor shall file a certified copy of the payroll records with the entity that requested such records within ten (10) days after receipt of a written request; and
  - v. Copies provided to the public, by the County or the Division of Labor Standards Enforcement shall be marked or obliterated in such a manner as to prevent disclosure of an individual's name, address and social security number. The name and address of the Contractor or any subcontractor, performing a part of the Scope of Work shall not be marked or obliterated. The Contractor shall inform the County of the location of payroll records, including the street address, city and county and shall, within five (5) working days, provide a notice of a change of location and address.
- b. The Contractor shall have ten (10) days from receipt of the written notice specifying in what respects the Contractor must comply with the above requirements. In the event Contractor does not comply with the requirements of this section within the ten (10) day period, the Contractor shall, as a penalty to the County, forfeit one-hundred dollars (\$100.00) for each calendar day, or portion thereof, for each worker, until strict compliance is effectuated. Upon the request of the Division of Labor Standards Enforcement, such penalty shall be withheld from any portion of the payments then due or to become due to the Contractor.

**6. Limits on Hours of Work:**

Pursuant to California Labor Code section 1810, eight (8) hours of labor shall constitute a legal day's work. Pursuant to California Labor Code section 1811, the time of service of any worker employed at any time by the Contractor or by a subcontractor, upon the Scope of Work or upon any part of the Scope of Work, is limited and restricted to eight (8) hours during any one calendar day and forty (40) hours during any one calendar week, except as provided for under Labor Code section 1815. Notwithstanding the foregoing provisions, work performed by employees of Contractor or any subcontractor, in excess of eight (8) hours per day and forty (40) hours during any one week, shall be permitted upon compensation for all hours worked in excess of eight (8) hours per day at not less than one and one-half (1½) times the basic rate of pay.

**7. Penalty for Excess Hours:**

The Contractor shall pay to the County a penalty of twenty-five dollars (\$25.00) for each worker employed on the Scope of Work by the Contractor or any subcontractor, for each calendar day during which such worker is required or permitted to work more than eight (8) hours in any calendar day and forty (40) hours in any one calendar week, in violation of the provisions of the California Labor Code, unless compensation to the worker so employed by the Contractor is not less than one and one-half (1½) times the basic rate of pay for all hours worked in excess of eight (8) hours per day.

**8. Senate Bill 854 (Chapter 28, Statutes of 2014) and Senate Bill 96 (Chapter 28, Statutes of 2017) Requirements:**

- a. Contractor shall comply with Senate Bill 854 and Senate Bill 96. The requirements include, but are not limited to, the following:
- i. No contractor or subcontractor may be listed on a bid proposal (submitted on or after March 1, 2015) for a public works project unless registered with the DIR pursuant to Labor Code section 1725.5, with limited exceptions from this requirements for bid purposes only as allowed under Labor Code section 1771.1(a).
  - ii. No contractor or subcontractor may be awarded a contract for public work or perform work on a public works project (awarded on or after April 1, 2015) unless registered with the DIR pursuant to Labor Code section 1725.5.
  - iii. This project is subject to compliance monitoring and enforcement by the DIR.
  - iv. As required by the DIR, Contractor is required to post job site notices, as prescribed by regulation, regarding compliance monitoring and enforcement by the DIR.
  - v. Contractors and all subcontractors must submit certified payroll records online to the Labor Commissioner for all new public works projects issued on or after April 1, 2015, and for all public works projects, new or ongoing, on or after January 1, 2016.
    - 1) The certified payroll must be submitted at least monthly to the Labor Commissioner.
    - 2) The County reserves the right to require Contractor and all subcontractors to submit certified payroll records more frequently than monthly to the Labor Commissioner.
    - 3) The certified payroll records must be in a format prescribed by the Labor Commissioner.
  - vi. Registration with the DIR and the submission of certified payroll records to the Labor Commissioner are not required if the public works project is \$25,000 or less when the project is for construction, alteration, demolition, installation or repair work, or if the public works project is \$15,000 or less when the project is for maintenance work.
- b. Labor Code section 1725.5 states the following:

“A contractor shall be registered pursuant to this section to be qualified to bid on, be listed in a bid proposal, subject to the requirements of Section 4104 of the Public Contract Code, or engage in the performance of any public work contract that is subject to the requirements of this chapter. For the purposes of this section, “contractor” includes a subcontractor as defined by Section 1722.1.

(a) To qualify for registration under this section, a contractor shall do all of the following:

(1) (A) Register with the Department of Industrial Relations in the manner prescribed by the department and pay an initial nonrefundable application fee of four hundred dollars (\$400) to qualify for registration under this section and an annual renewal fee on or before July 1 of each year thereafter. The annual renewal fee shall be in a uniform amount set by the Director of Industrial Relations, and the initial registration and renewal fees may be adjusted no more than annually by the director to support the costs specified in Section 1771.3.

(B) Beginning June 1, 2019, a contractor may register or renew according to this subdivision in annual increments up to three years from the date of registration. Contractors who wish to do so will be required to prepay the applicable nonrefundable application or renewal fees to qualify for the number of years for which they wish to preregister.

(2) Provide evidence, disclosures, or releases as are necessary to establish all of the following:

(A) Workers' compensation coverage that meets the requirements of Division 4 (commencing with Section 3200) and includes sufficient coverage for any worker whom the contractor

employs to perform work that is subject to prevailing wage requirements other than a contractor who is separately registered under this section. Coverage may be evidenced by a current and valid certificate of workers' compensation insurance or certification of self-insurance required under Section 7125 of the Business and Professions Code.

(B) If applicable, the contractor is licensed in accordance with Chapter 9 (commencing with Section 7000) of the Business and Professions Code.

(C) The contractor does not have any delinquent liability to an employee or the state for any assessment of back wages or related damages, interest, fines, or penalties pursuant to any final judgment, order, or determination by a court or any federal, state, or local administrative agency, including a confirmed arbitration award. However, for purposes of this paragraph, the contractor shall not be disqualified for any judgment, order, or determination that is under appeal, provided that the contractor has secured the payment of any amount eventually found due through a bond or other appropriate means.

(D) The contractor is not currently debarred under Section 1777.1 or under any other federal or state law providing for the debarment of contractors from public works.

(E) The contractor has not bid on a public works contract, been listed in a bid proposal, or engaged in the performance of a contract for public works without being lawfully registered in accordance with this section, within the preceding 12 months or since the effective date of the requirements set forth in subdivision (e), whichever is earlier. If a contractor is found to be in violation of the requirements of this paragraph, the period of disqualification shall be waived if both of the following are true:

(i) The contractor has not previously been found to be in violation of the requirements of this paragraph within the preceding 12 months.

(ii) The contractor pays an additional nonrefundable penalty registration fee of two thousand dollars (\$2,000).

(b) Fees received pursuant to this section shall be deposited in the State Public Works Enforcement Fund established by Section 1771.3 and shall be used only for the purposes specified in that section.

(c) A contractor who fails to pay the renewal fee required under paragraph (1) of subdivision (a) on or before the expiration of any prior period of registration shall be prohibited from bidding on or engaging in the performance of any contract for public work until once again registered pursuant to this section. If the failure to pay the renewal fee was inadvertent, the contractor may renew its registration retroactively by paying an additional nonrefundable penalty renewal fee equal to the amount of the renewal fee within 90 days of the due date of the renewal fee.

(d) If, after a body awarding a contract accepts the contractor's bid or awards the contract, the work covered by the bid or contract is determined to be a public work to which Section 1771 applies, either as the result of a determination by the director pursuant to Section 1773.5 or a court decision, the requirements of this section shall not apply, subject to the following requirements:

(1) The body that awarded the contract failed, in the bid specification or in the contract documents, to identify as a public work that portion of the work that the determination or decision subsequently classifies as a public work.

(2) Within 20 days following service of notice on the awarding body of a determination by the Director of Industrial Relations pursuant to Section 1773.5 or a decision by a court that the contract was for public work as defined in this chapter, the contractor and any subcontractors

are registered under this section or are replaced by a contractor or subcontractors who are registered under this section.

(3) The requirements of this section shall apply prospectively only to any subsequent bid, bid proposal, contract, or work performed after the awarding body is served with notice of the determination or decision referred to in paragraph (2).

(e) The requirements of this section shall apply to any bid proposal submitted on or after March 1, 2015, to any contract for public work, as defined in this chapter, executed on or after April 1, 2015, and to any work performed under a contract for public work on or after January 1, 2018, regardless of when the contract for public work was executed.

(f) This section does not apply to work performed on a public works project of twenty-five thousand dollars (\$25,000) or less when the project is for construction, alteration, demolition, installation, or repair work or to work performed on a public works project of fifteen thousand dollars (\$15,000) or less when the project is for maintenance work.”

c. Labor Code section 1771.1 states the following:

“(a) A contractor or subcontractor shall not be qualified to bid on, be listed in a bid proposal, subject to the requirements of Section 4104 of the Public Contract Code, or engage in the performance of any contract for public work, as defined in this chapter, unless currently registered and qualified to perform public work pursuant to Section 1725.5. It is not a violation of this section for an unregistered contractor to submit a bid that is authorized by Section 7029.1 of the Business and Professions Code or by Section 10164 or 20103.5 of the Public Contract Code, provided the contractor is registered to perform public work pursuant to Section 1725.5 at the time the contract is awarded.

(b) Notice of the requirement described in subdivision (a) shall be included in all bid invitations and public works contracts, and a bid shall not be accepted nor any contract or subcontract entered into without proof of the contractor or subcontractor's current registration to perform public work pursuant to Section 1725.5.

(c) An inadvertent error in listing a subcontractor who is not registered pursuant to Section 1725.5 in a bid proposal shall not be grounds for filing a bid protest or grounds for considering the bid nonresponsive, provided that any of the following apply:

(1) The subcontractor is registered prior to the bid opening.

(2) Within 24 hours after the bid opening, the subcontractor is registered and has paid the penalty registration fee specified in subparagraph (E) of paragraph (2) of subdivision (a) of Section 1725.5.

(3) The subcontractor is replaced by another registered subcontractor pursuant to Section 4107 of the Public Contract Code.

(d) Failure by a subcontractor to be registered to perform public work as required by subdivision (a) shall be grounds under Section 4107 of the Public Contract Code for the contractor, with the consent of the awarding authority, to substitute a subcontractor who is registered to perform public work pursuant to Section 1725.5 in place of the unregistered subcontractor.

(e) The department shall maintain on its Internet Web site a list of contractors who are currently registered to perform public work pursuant to Section 1725.5.

(f) A contract entered into with any contractor or subcontractor in violation of subdivision (a) shall be subject to cancellation, provided that a contract for public work shall not be unlawful, void, or voidable solely due to the failure of the awarding body, contractor, or any subcontractor to comply with the requirements of Section 1725.5 or this section.

(g) If the Labor Commissioner or his or her designee determines that a contractor or subcontractor engaged in the performance of any public work contract without having been registered in accordance with this section, the contractor or subcontractor shall forfeit, as a civil penalty to the state, one hundred dollars (\$100) for each day of work performed in violation of the registration requirement, not to exceed an aggregate penalty of eight thousand dollars (\$8,000) in addition to any penalty registration fee assessed pursuant to clause (ii) of subparagraph (E) of paragraph (2) of subdivision (a) of Section 1725.5.

(h)(1) In addition to, or in lieu of, any other penalty or sanction authorized pursuant to this chapter, a higher tiered public works contractor or subcontractor who is found to have entered into a subcontract with an unregistered lower tier subcontractor to perform any public work in violation of the requirements of Section 1725.5 or this section shall be subject to forfeiture, as a civil penalty to the state, of one hundred dollars (\$100) for each day the unregistered lower tier subcontractor performs work in violation of the registration requirement, not to exceed an aggregate penalty of ten thousand dollars (\$10,000).

(2) The Labor Commissioner shall use the same standards specified in subparagraph (A) of paragraph (2) of subdivision (a) of Section 1775 when determining the severity of the violation and what penalty to assess, and may waive the penalty for a first time violation that was unintentional and did not hinder the Labor Commissioner's ability to monitor and enforce compliance with the requirements of this chapter.

(3) A higher tiered public works contractor or subcontractor shall not be liable for penalties assessed pursuant to paragraph (1) if the lower tier subcontractor's performance is in violation of the requirements of Section 1725.5 due to the revocation of a previously approved registration.

(4) A subcontractor shall not be liable for any penalties assessed against a higher tiered public works contractor or subcontractor pursuant to paragraph (1). A higher tiered public works contractor or subcontractor may not require a lower tiered subcontractor to indemnify or otherwise be liable for any penalties pursuant to paragraph (1).

(i) The Labor Commissioner or his or her designee shall issue a civil wage and penalty assessment, in accordance with the provisions of Section 1741, upon determination of penalties pursuant to subdivision (g) and subparagraph (B) of paragraph (1) of subdivision (h). Review of a civil wage and penalty assessment issued under this subdivision may be requested in accordance with the provisions of Section 1742. The regulations of the Director of Industrial Relations, which govern proceedings for review of civil wage and penalty assessments and the withholding of contract payments under Article 1 (commencing with Section 1720) and Article 2 (commencing with Section 1770), shall apply.

(j)(1) Where a contractor or subcontractor engages in the performance of any public work contract without having been registered in violation of the requirements of Section 1725.5 or this section, the Labor Commissioner shall issue and serve a stop order prohibiting the use of the unregistered contractor or the unregistered subcontractor on all public works until the unregistered contractor or unregistered subcontractor is registered. The stop order shall not apply to work by registered contractors or subcontractors on the public work.

(2) A stop order may be personally served upon the contractor or subcontractor by either of the following methods:

(A) Manual delivery of the order to the contractor or subcontractor personally.

(B) Leaving signed copies of the order with the person who is apparently in charge at the site of the public work and by thereafter mailing copies of the order by first class mail, postage prepaid to the contractor or subcontractor at one of the following:

(i) The address of the contractor or subcontractor on file with either the Secretary of State or the Contractors' State License Board.



(ii) If the contractor or subcontractor has no address on file with the Secretary of State or the Contractors' State License Board, the address of the site of the public work.

(3) The stop order shall be effective immediately upon service and shall be subject to appeal by the party contracting with the unregistered contractor or subcontractor, by the unregistered contractor or subcontractor, or both. The appeal, hearing, and any further review of the hearing decision shall be governed by the procedures, time limits, and other requirements specified in subdivision (a) of Section 238.1.

(4) Any employee of an unregistered contractor or subcontractor who is affected by a work stoppage ordered by the commissioner pursuant to this subdivision shall be paid at his or her regular hourly prevailing wage rate by that employer for any hours the employee would have worked but for the work stoppage, not to exceed 10 days.

(k) Failure of a contractor or subcontractor, owner, director, officer, or managing agent of the contractor or subcontractor to observe a stop order issued and served upon him or her pursuant to subdivision (j) is guilty of a misdemeanor punishable by imprisonment in county jail not exceeding 60 days or by a fine not exceeding ten thousand dollars (\$10,000), or both.

(l) This section shall apply to any bid proposal submitted on or after March 1, 2015, and any contract for public work entered into on or after April 1, 2015. This section shall also apply to the performance of any public work, as defined in this chapter, on or after January 1, 2018, regardless of when the contract for public work was entered.

(m) Penalties received pursuant to this section shall be deposited in the State Public Works Enforcement Fund established by Section 1771.3 and shall be used only for the purposes specified in that section.

(n) This section shall not apply to work performed on a public works project of twenty-five thousand dollars (\$25,000) or less when the project is for construction, alteration, demolition, installation, or repair work or to work performed on a public works project of fifteen thousand dollars (\$15,000) or less when the project is for maintenance work."

d. Labor Code section 1771.4 states the following:

"a) All of the following are applicable to all public works projects that are otherwise subject to the requirements of this chapter:

(1) The call for bids and contract documents shall specify that the project is subject to compliance monitoring and enforcement by the Department of Industrial Relations.

(2) The awarding body shall post or require the prime contractor to post job site notices, as prescribed by regulation.

(3) Each contractor and subcontractor shall furnish the records specified in Section 1776 directly to the Labor Commissioner, in the following manner:

(A) At least monthly or more frequently if specified in the contract with the awarding body.

(B) In a format prescribed by the Labor Commissioner.

(4) If the contractor or subcontractor is not registered pursuant to Section 1725.5 and is performing work on a project for which registration is not required because of subdivision (f) of Section 1725.5, the unregistered contractor or subcontractor is not required to furnish the records specified in Section 1776 directly to the Labor Commissioner but shall retain the records specified in Section 1776 for at least three years after completion of the work.

(5) The department shall undertake those activities it deems necessary to monitor and enforce compliance with prevailing wage requirements.

(b) The Labor Commissioner may exempt a public works project from compliance with all or part of the requirements of subdivision (a) if either of the following occurs:

(1) The awarding body has enforced an approved labor compliance program, as defined in Section 1771.5, on all public works projects under its authority, except those deemed exempt pursuant to subdivision (a) of Section 1771.5, continuously since December 31, 2011.

(2) The awarding body has entered into a collective bargaining agreement that binds all contractors performing work on the project and that includes a mechanism for resolving disputes about the payment of wages.

(c) The requirements of paragraph (1) of subdivision (a) shall only apply to contracts for public works projects awarded on or after January 1, 2015.

(d) The requirements of paragraph (3) of subdivision (a) shall apply to all contracts for public work, whether new or ongoing, on or after January 1, 2016.”

## **B. STATE PUBLIC WORKS APPRENTICESHIP REQUIREMENTS**

### **1. State Public Works Apprenticeship Requirements:**

- a. The Contractor is responsible for compliance with Labor Code section 1777.5 and the California Code of Regulations, title 8, sections 230 – 230.2 for all apprenticeable occupations (denoted with “#” symbol next to craft name in DIR Prevailing Wage Determination), whether employed by the Contractor, subcontractor, vendor or consultant. Included in these requirements is (1) the Contractor’s requirement to provide notification (i.e. DAS-140) to the appropriate apprenticeship committees; (2) pay training fund contributions for each apprenticeable hour employed on the Contract; and (3) utilize apprentices in a minimum ratio of not less than one apprentice hour for each five journeyman hours by completion of Contract work (unless an exception is granted in accordance with Labor Code section 1777.5) or request for the dispatch of apprentices.
- b. Any apprentices employed to perform any of the Scope of Work shall be paid the standard wage to apprentices under the regulations of the craft or trade for which such apprentice is employed, and such individual shall be employed only for the work of the craft or trade to which such individual is registered. Only apprentices, as defined in California Labor Code section 3077, who are in training under apprenticeship standards and written apprenticeship agreements under California Labor Code sections 3070 et seq. are eligible to be employed for the Scope of Work. The employment and training of each apprentice shall be in accordance with the provisions of the apprenticeship standards and apprentice agreements under which such apprentice is training.

### **2. Compliance with California Labor Code section 1777.5 requires all public works contractors to:**

- a. Submit Contract Award Information (DAS-140):
  - i. Although there are a few exemptions (identified below), all Contractors, regardless of union affiliation, must submit contract award information when performing on a California public works project.
  - ii. The DAS-140 is a notification “announcement” of the Contractor’s participation on a public works project—*it is not a request for the dispatch of an apprentice*.
  - iii. Contractors shall submit the contract award information (you may use form DAS 140) within 10 days of the execution of the prime contract or subcontract, but in no event later than the first day in which the Contractor has workers employed on the public work.

- iv. Contractors who are already approved to train apprentices (i.e. check "Box 1" on the DAS-140) shall only be required to submit the form to their approved program.
- v. Contractors who are NOT approved to train apprentices (i.e. those that check either "Box 2" or "Box 3" on the DAS-140) shall submit the DAS-140 TO EACH of the apprenticeship program sponsors in the area of your public works project. For a listing of apprenticeship programs see <http://www.dir.ca.gov/Databases/das/pwaddrstart.asp>.
- b. Employ Registered Apprentices
  - i. Labor Code section 1777.5 requires that a contractor performing work in an "apprenticeable" craft must employ one (1) hour of apprentice work for every five (5) hours performed by a journeyman. This ratio shall be met prior to the Contractor's completion of work on the project. "Apprenticeable" crafts are denoted with a pound symbol "#" in front of the craft name on the prevailing wage determination.
  - ii. All Contractors who do not fall within an exemption category (see below) must request for dispatch of an apprentice from an apprenticeship program (for each apprenticeable craft or trade) by giving the program actual notice of at least 72 hours (business days only) before the date on which apprentices are required.
  - iii. Contractors may use the "DAS-142" form for making a request for the dispatch of an apprentice.
  - iv. Contractors who are participating in an approved apprenticeship training program and who did not receive sufficient number of apprentices from their initial request must request dispatch of apprentices from ALL OTHER apprenticeship committees in the project area in order to fulfill this requirement.
  - v. Contractor should maintain and submit proof (when requested) of its DAS-142 submittal to the apprenticeship committees (e.g. fax transmittal confirmation). A Contractor has met its requirement to employ apprentices only after it has successfully made a dispatch request to all apprenticeship programs in the project area.
  - vi. Only "registered" apprentices may be paid the prevailing apprentice rates and must, at all times work under the supervision of a Journeyman (Cal. Code Regs., tit 8, § 230.1).
- c. Make Training Fund Contributions
  - i. Contractors performing in apprenticeable crafts on public works projects, must make training fund contributions in the amount established in the prevailing wage rate publication for journeymen and apprentices.
  - ii. Contractors may use the "CAC-2" form for submittal of their training fund contributions.
  - iii. Contractors who do not submit their training fund contributions to an approved apprenticeship training program must submit their contributions to the California Apprenticeship Council (CAC), PO Box 420603, San Francisco, CA 94142-0603.
  - iv. Training fund contributions to the CAC are due and payable on the 15th day of the month for work performed during the preceding month.
  - v. The "training" contribution amount identified on the prevailing wage determination shall not be paid to the worker, unless the worker falls within one of the exemption categories listed below.

### **3. Exemptions to Apprenticeship Requirements:**

- a. The following are exempt from having to comply with California apprenticeship requirements. These types of contractors do not need to submit a DAS-140, DAS-142, make training fund contributions, or utilize apprentices:
  - i. When the Contractor holds a sole proprietor license ("Owner-Operator") and no workers were employed by the Contractor. In other words, the contractor performed the entire work from start to finish and worked alone.

- ii. Contractors performing in non-apprenticeable crafts. "Apprenticeable" crafts are denoted with a pound symbol "#" in front of the craft name on the prevailing wage determination.
- iii. When the Contractor has a direct contract with the Public Agency that is under \$30,000.
- iv. When the project is 100% federally-funded and the funding of the project does not contain any city, county, and/or state monies (unless the project is administered by a state agency in which case the apprenticeship requirements apply).
- v. When the project is a private project not covered by the definition of public works as found in Labor Code section 1720.

**4. Exemption from Apprenticeship Rations:**

- a. The Joint Apprenticeship Committee shall have the discretion to grant a certificate, which shall be subject to the approval of the Administrator of Apprenticeship, exempting the Contractor from the 1-to-5 ratio set forth in this Section when it finds that any one of the following conditions are met:
  - i. Unemployment for the previous three-month period in such area exceeds an average of fifteen percent (15%); or
  - ii. The number of apprentices in training in such area exceeds a ratio of 1-to-5 in relation to journeymen; or
  - iii. The Apprenticeable Craft or Trade is replacing at least one-thirtieth (1/30) of its journeymen annually through apprenticeship training, either on a statewide basis or on a local basis; or
  - iv. If assignment of an apprentice to any work performed under the Contract Documents would create a condition which would jeopardize such apprentice's life or the life, safety or property of fellow employees or the public at large, or if the specific task to which the apprentice is to be assigned is of such a nature that training cannot be provided by a journeyman.
- b. When such exemptions from the 1-to-5 ratio between apprentices and journeymen are granted to an organization which represents contractors in a specific trade on a local or statewide basis, the member contractors will not be required to submit individual applications for approval to local Joint Apprenticeship Committees, provided they are already covered by the local apprenticeship standards.

**5. Contractor's Compliance:**

- a. The responsibility of compliance with this Section for all Apprenticeable Trades or Crafts is solely and exclusively that of the Contractor. All decisions of the Joint Apprenticeship Committee(s) under this Section are subject to the provisions of California Labor Code section 3081 and penalties are pursuant to Labor Code section 1777.7 and the determination of the Labor Commissioner.

NOT FOR BID